


### COMPETITION ANALYSIS

SAT 5 FEB 2011 Start Time: 11:30 Finish Time: 13:36


Rank	Bib	Name	NOC Code			Finish Time			Behind			Rank		
			3.75 / 18.75 km			7.5 / 22.5 km			11.25 / 26.25 km				15.0 km	
			Time	Behind	Rk	Time	Behind	Rk	Time	Behind	Rk	Time	Behind	Rk
<b>1</b>	<b>1</b>	<b>SKOBELEV Vladislav</b>	<b>RUS</b>			<b>1:17:19.5</b>			<b>0.0</b>			<b>1</b>		
		Cumulative Time	8:56.4	0.0	1	19:07.6	+0.7	2	28:44.9	0.0	1	38:30.7	0.0	1
		Sector Time	8:56.4	0.0	1	10:11.2	+9.5	20	9:37.3	+4.5	10	9:45.8	+1.0	5
		Cumulative Time	48:01.2	+1.0	3	58:17.5	+1.0	3	1:07:37.4	0.0	1	1:17:19.5	0.0	1
		Sector Time	9:30.5	+2.0	6	10:16.3	+2.5	=5	9:19.9	+0.4	2	9:42.1	+0.6	2
<b>2</b>	<b>3</b>	<b>NIGMATULLIN Ilshat</b>	<b>RUS</b>			<b>1:17:19.8</b>			<b>+0.3</b>			<b>2</b>		
		Cumulative Time	8:57.2	+0.8	4	19:06.9	0.0	1	28:46.5	+1.6	7	38:31.7	+1.0	5
		Sector Time	8:57.2	+0.8	4	10:09.7	+8.0	9	9:39.6	+6.8	18	9:45.2	+0.4	3
		Cumulative Time	48:00.2	0.0	1	58:17.1	+0.6	2	1:07:38.3	+0.9	4	1:17:19.8	+0.3	2
		Sector Time	9:28.5	0.0	1	10:16.9	+3.1	7	9:21.2	+1.7	6	9:41.5	0.0	1
<b>3</b>	<b>4</b>	<b>KAL'SIN Andrey</b>	<b>RUS</b>			<b>1:17:24.0</b>			<b>+4.5</b>			<b>3</b>		
		Cumulative Time	9:00.5	+4.1	11	19:10.4	+3.5	11	28:47.6	+2.7	11	38:34.7	+4.0	9
		Sector Time	9:00.5	+4.1	11	10:09.9	+8.2	=10	9:37.2	+4.4	9	9:47.1	+2.3	=7
		Cumulative Time	48:03.4	+3.2	7	58:19.5	+3.0	8	1:07:39.6	+2.2	7	1:17:24.0	+4.5	3
		Sector Time	9:28.7	+0.2	2	10:16.1	+2.3	4	9:20.1	+0.6	3	9:44.4	+2.9	3
<b>4</b>	<b>22</b>	<b>EGRAZ Martin</b>	<b>FRA</b>			<b>1:17:24.9</b>			<b>+5.4</b>			<b>4</b>		
		Cumulative Time	8:56.9	+0.5	2	19:08.0	+1.1	=4	28:46.3	+1.4	6	38:31.4	+0.7	4
		Sector Time	8:56.9	+0.5	2	10:11.1	+9.4	19	9:38.3	+5.5	12	9:45.1	+0.3	2
		Cumulative Time	48:00.6	+0.4	2	58:18.2	+1.7	5	1:07:37.7	+0.3	2	1:17:24.9	+5.4	4
		Sector Time	9:29.2	+0.7	4	10:17.6	+3.8	9	9:19.5	0.0	1	9:47.2	+5.7	4
<b>5</b>	<b>6</b>	<b>MATVIYENKO Gennadiy</b>	<b>KAZ</b>			<b>1:17:25.8</b>			<b>+6.3</b>			<b>5</b>		
		Cumulative Time	8:58.9	+2.5	9	19:09.3	+2.4	9	28:46.0	+1.1	5	38:30.8	+0.1	2
		Sector Time	8:58.9	+2.5	9	10:10.4	+8.7	15	9:36.7	+3.9	=5	9:44.8	0.0	1
		Cumulative Time	48:02.7	+2.5	6	58:16.5	0.0	1	1:07:37.9	+0.5	3	1:17:25.8	+6.3	5
		Sector Time	9:31.9	+3.4	8	10:13.8	0.0	1	9:21.4	+1.9	7	9:47.9	+6.4	5
<b>6</b>	<b>14</b>	<b>BILOSYUK Ivan</b>	<b>UKR</b>			<b>1:17:27.7</b>			<b>+8.2</b>			<b>6</b>		
		Cumulative Time	8:58.5	+2.1	8	19:08.0	+1.1	=4	28:46.6	+1.7	8	38:32.5	+1.8	6
		Sector Time	8:58.5	+2.1	8	10:09.5	+7.8	8	9:38.6	+5.8	16	9:45.9	+1.1	6
		Cumulative Time	48:01.5	+1.3	4	58:19.0	+2.5	7	1:07:39.2	+1.8	6	1:17:27.7	+8.2	6
		Sector Time	9:29.0	+0.5	3	10:17.5	+3.7	8	9:20.2	+0.7	4	9:48.5	+7.0	6
<b>7</b>	<b>29</b>	<b>DROBYAZKO Ivan</b>	<b>KAZ</b>			<b>1:17:41.1</b>			<b>+21.6</b>			<b>7</b>		
		Cumulative Time	8:58.4	+2.0	7	19:08.9	+2.0	8	28:45.8	+0.9	4	38:31.3	+0.6	3
		Sector Time	8:58.4	+2.0	7	10:10.5	+8.8	16	9:36.9	+4.1	=7	9:45.5	+0.7	4
		Cumulative Time	48:02.2	+2.0	5	58:17.9	+1.4	4	1:07:38.5	+1.1	5	1:17:41.1	+21.6	7
		Sector Time	9:30.9	+2.4	7	10:15.7	+1.9	3	9:20.6	+1.1	5	10:02.6	+21.1	7
<b>8</b>	<b>7</b>	<b>LENTING Akira Samuel</b>	<b>JPN</b>			<b>1:18:41.4</b>			<b>+1:21.9</b>			<b>8</b>		
		Cumulative Time	8:57.8	+1.4	5	19:07.7	+0.8	3	28:45.3	+0.4	2	38:34.0	+3.3	8
		Sector Time	8:57.8	+1.4	5	10:09.9	+8.2	=10	9:37.6	+4.8	11	9:48.7	+3.9	9
		Cumulative Time	48:03.9	+3.7	8	58:18.6	+2.1	6	1:08:02.0	+24.6	8	1:18:41.4	+1:21.9	8
		Sector Time	9:29.9	+1.4	5	10:14.7	+0.9	2	9:43.4	+23.9	9	10:39.4	+57.9	20
<b>9</b>	<b>17</b>	<b>YOSHIDA Yuma</b>	<b>JPN</b>			<b>1:19:01.6</b>			<b>+1:42.1</b>			<b>9</b>		
		Cumulative Time	9:06.5	+10.1	19	19:10.9	+4.0	12	28:47.0	+2.1	10	38:40.1	+9.4	11
		Sector Time	9:06.5	+10.1	19	10:04.4	+2.7	3	9:36.1	+3.3	4	9:53.1	+8.3	11
		Cumulative Time	48:27.9	+27.7	10	58:48.0	+31.5	10	1:08:34.8	+57.4	9	1:19:01.6	+1:42.1	9
		Sector Time	9:47.8	+19.3	12	10:20.1	+6.3	12	9:46.8	+27.3	10	10:26.8	+45.3	=13
<b>10</b>	<b>19</b>	<b>SHTUN Vitaliy</b>	<b>UKR</b>			<b>1:19:04.5</b>			<b>+1:45.0</b>			<b>10</b>		
		Cumulative Time	9:03.6	+7.2	14	19:11.7	+4.8	14	28:48.4	+3.5	13	38:57.3	+26.6	13
		Sector Time	9:03.6	+7.2	14	10:08.1	+6.4	6	9:36.7	+3.9	=5	10:08.9	+24.1	13
		Cumulative Time	48:45.2	+45.0	12	59:04.3	+47.8	13	1:08:54.1	+1:16.7	12	1:19:04.5	+1:45.0	10
		Sector Time	9:47.9	+19.4	13	10:19.1	+5.3	=10	9:49.8	+30.3	11	10:10.4	+28.9	8



### COMPETITION ANALYSIS

SAT 5 FEB 2011 Start Time: 11:30 Finish Time: 13:36


Rank	Bib	Name	NOC Code			Finish Time			Behind			Rank		
			3.75 / 18.75 km			7.5 / 22.5 km			11.25 / 26.25 km				15.0 km	
			Time	Behind	Rk	Time	Behind	Rk	Time	Behind	Rk	Time	Behind	Rk
<b>FF 11</b>	<b>12</b>	<b>KASHIWABARA Nobuhito</b>	<b>JPN</b>			<b>1:19:04.7</b>			<b>+1:45.2</b>			<b>11</b>		
Cumulative Time			8:59.5	+3.1	10	19:09.5	+2.6	10	28:47.9	+3.0	12	38:38.6	+7.9	10
Sector Time			8:59.5	+3.1	10	10:10.0	+8.3	=12	9:38.4	+5.6	=13	9:50.7	+5.9	10
Cumulative Time			48:39.2	+39.0	11	59:03.7	+47.2	12	1:08:53.5	+1:16.1	11	1:19:04.7	+1:45.2	=11
Sector Time			10:00.6	+32.1	16	10:24.5	+10.7	13	9:49.8	+30.3	11	10:11.2	+29.7	9
<b>FF 12</b>	<b>8</b>	<b>SUZDALEV Anton</b>	<b>RUS</b>			<b>1:19:04.7</b>			<b>+1:45.2</b>			<b>12</b>		
Cumulative Time			8:57.9	+1.5	6	19:08.7	+1.8	7	28:45.6	+0.7	3	38:32.7	+2.0	7
Sector Time			8:57.9	+1.5	6	10:10.8	+9.1	18	9:36.9	+4.1	=7	9:47.1	+2.3	=7
Cumulative Time			48:18.3	+18.1	9	58:47.7	+31.2	9	1:08:42.3	+1:04.9	10	1:19:04.7	+1:45.2	=11
Sector Time			9:45.6	+17.1	10	10:29.4	+15.6	15	9:54.6	+35.1	15	10:22.4	+40.9	11
<b>13</b>	<b>25</b>	<b>OSSIPOV Alexandr</b>	<b>KAZ</b>			<b>1:19:20.8</b>			<b>+2:01.3</b>			<b>13</b>		
Cumulative Time			9:17.8	+21.4	28	19:19.5	+12.6	22	28:53.0	+8.1	17	39:09.3	+38.6	16
Sector Time			9:17.8	+21.4	28	10:01.7	0.0	1	9:33.5	+0.7	2	10:16.3	+31.5	16
Cumulative Time			48:55.2	+55.0	16	59:23.6	+1:07.1	16	1:08:59.1	+1:21.7	15	1:19:20.8	+2:01.3	13
Sector Time			9:45.9	+17.4	11	10:28.4	+14.6	14	9:35.5	+16.0	8	10:21.7	+40.2	10
<b>14</b>	<b>21</b>	<b>ALEXANDROV Vitaliy</b>	<b>KAZ</b>			<b>1:19:28.8</b>			<b>+2:09.3</b>			<b>14</b>		
Cumulative Time			9:00.9	+4.5	12	19:14.1	+7.2	15	28:52.5	+7.6	16	39:09.7	+39.0	17
Sector Time			9:00.9	+4.5	12	10:13.2	+11.5	24	9:38.4	+5.6	=13	10:17.2	+32.4	17
Cumulative Time			48:47.1	+46.9	14	59:03.4	+46.9	11	1:08:57.8	+1:20.4	13	1:19:28.8	+2:09.3	14
Sector Time			9:37.4	+8.9	9	10:16.3	+2.5	=5	9:54.4	+34.9	14	10:31.0	+49.5	16
<b>15</b>	<b>10</b>	<b>ROMANOV Anatoly</b>	<b>RUS</b>			<b>1:19:42.2</b>			<b>+2:22.7</b>			<b>15</b>		
Cumulative Time			9:08.2	+11.8	22	19:11.3	+4.4	13	28:50.3	+5.4	15	38:56.8	+26.1	12
Sector Time			9:08.2	+11.8	22	10:03.1	+1.4	2	9:39.0	+6.2	17	10:06.5	+21.7	12
Cumulative Time			48:46.7	+46.5	13	59:05.8	+49.3	14	1:08:58.6	+1:21.2	14	1:19:42.2	+2:22.7	15
Sector Time			9:49.9	+21.4	14	10:19.1	+5.3	=10	9:52.8	+33.3	13	10:43.6	+1:02.1	21
<b>16</b>	<b>13</b>	<b>SHVIDKYI Oleksii</b>	<b>UKR</b>			<b>1:20:26.9</b>			<b>+3:07.4</b>			<b>16</b>		
Cumulative Time			9:06.3	+9.9	18	19:16.3	+9.4	19	28:49.1	+4.2	14	38:59.0	+28.3	14
Sector Time			9:06.3	+9.9	18	10:10.0	+8.3	=12	9:32.8	0.0	1	10:09.9	+25.1	14
Cumulative Time			48:52.6	+52.4	15	59:22.1	+1:05.6	15	1:09:20.0	+1:42.6	16	1:20:26.9	+3:07.4	16
Sector Time			9:53.6	+25.1	15	10:29.5	+15.7	16	9:57.9	+38.4	16	11:06.9	+1:25.4	23
<b>17</b>	<b>16</b>	<b>PEREKHODA Ruslan</b>	<b>UKR</b>			<b>1:20:57.7</b>			<b>+3:38.2</b>			<b>17</b>		
Cumulative Time			9:10.4	+14.0	25	19:20.5	+13.6	24	29:05.6	+20.7	22	39:32.4	+1:01.7	19
Sector Time			9:10.4	+14.0	25	10:10.1	+8.4	14	9:45.1	+12.3	21	10:26.8	+42.0	20
Cumulative Time			49:43.9	+1:43.7	20	1:00:23.1	+2:06.6	20	1:10:34.4	+2:57.0	23	1:20:57.7	+3:38.2	17
Sector Time			10:11.5	+43.0	20	10:39.2	+25.4	19	10:11.3	+51.8	23	10:23.3	+41.8	12
<b>18</b>	<b>38</b>	<b>MASHKO Andriy</b>	<b>UKR</b>			<b>1:20:59.0</b>			<b>+3:39.5</b>			<b>18</b>		
Cumulative Time			9:09.4	+13.0	23	19:20.0	+13.1	23	29:08.9	+24.0	25	39:34.9	+1:04.2	23
Sector Time			9:09.4	+13.0	23	10:10.6	+8.9	17	9:48.9	+16.1	24	10:26.0	+41.2	19
Cumulative Time			49:42.1	+1:41.9	18	1:00:22.6	+2:06.1	19	1:10:28.4	+2:51.0	18	1:20:59.0	+3:39.5	18
Sector Time			10:07.2	+38.7	17	10:40.5	+26.7	=21	10:05.8	+46.3	18	10:30.6	+49.1	15
<b>19</b>	<b>11</b>	<b>MLYNAR Peter</b>	<b>SVK</b>			<b>1:21:00.1</b>			<b>+3:40.6</b>			<b>19</b>		
Cumulative Time			8:57.0	+0.6	3	19:08.4	+1.5	6	28:46.8	+1.9	9	39:08.8	+38.1	15
Sector Time			8:57.0	+0.6	3	10:11.4	+9.7	21	9:38.4	+5.6	=13	10:22.0	+37.2	18
Cumulative Time			49:27.9	+1:27.7	17	1:00:22.1	+2:05.6	17	1:10:33.3	+2:55.9	19	1:21:00.1	+3:40.6	19
Sector Time			10:19.1	+50.6	24	10:54.2	+40.4	25	10:11.2	+51.7	22	10:26.8	+45.3	=13
<b>20</b>	<b>37</b>	<b>TACHIZAKI Mikito</b>	<b>JPN</b>			<b>1:21:02.5</b>			<b>+3:43.0</b>			<b>20</b>		
Cumulative Time			9:06.9	+10.5	20	19:14.8	+7.9	17	28:56.8	+11.9	20	39:34.3	+1:03.6	22
Sector Time			9:06.9	+10.5	20	10:07.9	+6.2	5	9:42.0	+9.2	20	10:37.5	+52.7	22
Cumulative Time			49:46.6	+1:46.4	23	1:00:22.2	+2:05.7	18	1:10:27.8	+2:50.4	17	1:21:02.5	+3:43.0	20
Sector Time			10:12.3	+43.8	21	10:35.6	+21.8	17	10:05.6	+46.1	17	10:34.7	+53.2	19



### COMPETITION ANALYSIS

SAT 5 FEB 2011 Start Time: 11:30 Finish Time: 13:36


Rank	Bib	Name	NOC Code			Finish Time			Behind			Rank		
			3.75 / 18.75 km			7.5 / 22.5 km			11.25 / 26.25 km				15.0 km	
			Time	Behind	Rk	Time	Behind	Rk	Time	Behind	Rk	Time	Behind	Rk
<b>21</b>	<b>27</b>	<b>BERTOLINA Mirco</b>	<b>ITA</b>			<b>1:21:07.3</b>			<b>+3:47.8</b>			<b>21</b>		
Cumulative Time			9:07.4	+11.0	21	19:16.7	+9.8	20	29:05.1	+20.2	21	39:32.9	+1:02.2	20
Sector Time			9:07.4	+11.0	21	10:09.3	+7.6	7	9:48.4	+15.6	23	10:27.8	+43.0	21
Cumulative Time			49:43.7	+1:43.5	19	1:00:24.2	+2:07.7	22	1:10:33.4	+2:56.0	20	1:21:07.3	+3:47.8	21
Sector Time			10:10.8	+42.3	19	10:40.5	+26.7	=21	10:09.2	+49.7	20	10:33.9	+52.4	17
<b>22</b>	<b>45</b>	<b>YUSUFOGLU Omer</b>	<b>TUR</b>			<b>1:21:08.2</b>			<b>+3:48.7</b>			<b>22</b>		
Cumulative Time			9:13.7	+17.3	27	19:20.9	+14.0	25	28:55.9	+11.0	19	39:33.9	+1:03.2	21
Sector Time			9:13.7	+17.3	27	10:07.2	+5.5	4	9:35.0	+2.2	3	10:38.0	+53.2	23
Cumulative Time			49:46.3	+1:46.1	22	1:00:26.0	+2:09.5	23	1:10:33.6	+2:56.2	21	1:21:08.2	+3:48.7	22
Sector Time			10:12.4	+43.9	22	10:39.7	+25.9	20	10:07.6	+48.1	19	10:34.6	+53.1	18
<b>23</b>	<b>36</b>	<b>OGLAGO Sabahattln</b>	<b>TUR</b>			<b>1:21:44.0</b>			<b>+4:24.5</b>			<b>23</b>		
Cumulative Time			9:01.7	+5.3	13	19:14.5	+7.6	16	28:55.6	+10.7	18	39:36.2	+1:05.5	24
Sector Time			9:01.7	+5.3	13	10:12.8	+11.1	23	9:41.1	+8.3	19	10:40.6	+55.8	24
Cumulative Time			49:44.5	+1:44.3	21	1:00:23.6	+2:07.1	21	1:10:33.9	+2:56.5	22	1:21:44.0	+4:24.5	23
Sector Time			10:08.3	+39.8	18	10:39.1	+25.3	18	10:10.3	+50.8	21	11:10.1	+1:28.6	25
<b>24</b>	<b>9</b>	<b>VOLOTKA Denis</b>	<b>KAZ</b>			<b>1:22:15.6</b>			<b>+4:56.1</b>			<b>24</b>		
Cumulative Time			9:05.2	+8.8	16	19:19.1	+12.2	21	29:06.6	+21.7	23	39:21.8	+51.1	18
Sector Time			9:05.2	+8.8	16	10:13.9	+12.2	25	9:47.5	+14.7	22	10:15.2	+30.4	15
Cumulative Time			49:47.2	+1:47.0	24	1:00:29.3	+2:12.8	24	1:10:46.4	+3:09.0	24	1:22:15.6	+4:56.1	24
Sector Time			10:25.4	+56.9	25	10:42.1	+28.3	23	10:17.1	+57.6	24	11:29.2	+1:47.7	28
<b>25</b>	<b>28</b>	<b>OSANAI Yuta</b>	<b>JPN</b>			<b>1:22:48.2</b>			<b>+5:28.7</b>			<b>25</b>		
Cumulative Time			9:09.7	+13.3	24	19:24.2	+17.3	26	29:23.1	+38.2	26	40:07.6	+1:36.9	26
Sector Time			9:09.7	+13.3	24	10:14.5	+12.8	26	9:58.9	+26.1	26	10:44.5	+59.7	25
Cumulative Time			50:21.1	+2:20.9	25	1:01:10.4	+2:53.9	25	1:11:34.0	+3:56.6	25	1:22:48.2	+5:28.7	25
Sector Time			10:13.5	+45.0	23	10:49.3	+35.5	24	10:23.6	+1:04.1	25	11:14.2	+1:32.7	26
<b>26</b>	<b>33</b>	<b>KIM Hak Jin</b>	<b>KOR</b>			<b>1:25:36.4</b>			<b>+8:16.9</b>			<b>26</b>		
Cumulative Time			9:18.9	+22.5	30	20:04.2	+57.3	27	30:39.9	+1:55.0	28	42:01.2	+3:30.5	28
Sector Time			9:18.9	+22.5	30	10:45.3	+43.6	27	10:35.7	+1:02.9	31	11:21.3	+1:36.5	28
Cumulative Time			52:37.4	+4:37.2	27	1:03:43.0	+5:26.5	27	1:14:31.1	+6:53.7	27	1:25:36.4	+8:16.9	26
Sector Time			10:36.2	+1:07.7	=26	11:05.6	+51.8	26	10:48.1	+1:28.6	27	11:05.3	+1:23.8	22
<b>27</b>	<b>43</b>	<b>OGLAGO Burhan</b>	<b>TUR</b>			<b>1:25:38.3</b>			<b>+8:18.8</b>			<b>27</b>		
Cumulative Time			9:13.1	+16.7	26	20:19.9	+1:13.0	28	30:39.6	+1:54.7	27	42:00.5	+3:29.8	27
Sector Time			9:13.1	+16.7	26	11:06.8	+1:05.1	31	10:19.7	+46.9	27	11:20.9	+1:36.1	27
Cumulative Time			52:36.7	+4:36.5	26	1:03:42.6	+5:26.1	26	1:14:30.8	+6:53.4	26	1:25:38.3	+8:18.8	27
Sector Time			10:36.2	+1:07.7	=26	11:05.9	+52.1	27	10:48.2	+1:28.7	28	11:07.5	+1:26.0	24
<b>28</b>	<b>35</b>	<b>KILLICK Anthony</b>	<b>CAN</b>			<b>1:27:47.4</b>			<b>+10:27.9</b>			<b>28</b>		
Cumulative Time			9:46.9	+50.5	36	20:54.0	+1:47.1	35	31:25.5	+2:40.6	31	42:52.8	+4:22.1	29
Sector Time			9:46.9	+50.5	36	11:07.1	+1:05.4	32	10:31.5	+58.7	29	11:27.3	+1:42.5	31
Cumulative Time			53:55.9	+5:55.7	30	1:05:24.5	+7:08.0	30	1:16:23.0	+8:45.6	28	1:27:47.4	+10:27.9	28
Sector Time			11:03.1	+1:34.6	31	11:28.6	+1:14.8	28	10:58.5	+1:39.0	30	11:24.4	+1:42.9	27
<b>29</b>	<b>40</b>	<b>GOLA Andrea</b>	<b>ITA</b>			<b>1:28:02.1</b>			<b>+10:42.6</b>			<b>29</b>		
Cumulative Time			9:18.7	+22.3	29	20:20.4	+1:13.5	29	31:10.9	+2:26.0	29	42:53.8	+4:23.1	31
Sector Time			9:18.7	+22.3	29	11:01.7	+1:00.0	28	10:50.5	+1:17.7	34	11:42.9	+1:58.1	35
Cumulative Time			53:41.5	+5:41.3	28	1:05:23.7	+7:07.2	28	1:16:23.7	+8:46.3	29	1:28:02.1	+10:42.6	29
Sector Time			10:47.7	+1:19.2	28	11:42.2	+1:28.4	30	11:00.0	+1:40.5	32	11:38.4	+1:56.9	29
<b>30</b>	<b>31</b>	<b>WATSON Ewan</b>	<b>AUS</b>			<b>1:28:08.4</b>			<b>+10:48.9</b>			<b>30</b>		
Cumulative Time			9:47.5	+51.1	37	20:53.5	+1:46.6	34	31:31.4	+2:46.5	34	42:53.6	+4:22.9	30
Sector Time			9:47.5	+51.1	37	11:06.0	+1:04.3	30	10:37.9	+1:05.1	32	11:22.2	+1:37.4	29
Cumulative Time			53:55.3	+5:55.1	29	1:05:24.1	+7:07.6	29	1:16:24.0	+8:46.6	30	1:28:08.4	+10:48.9	30
Sector Time			11:01.7	+1:33.2	30	11:28.8	+1:15.0	29	10:59.9	+1:40.4	31	11:44.4	+2:02.9	30



### COMPETITION ANALYSIS

SAT 5 FEB 2011 Start Time: 11:30 Finish Time: 13:36

Rank	Bib	Name	NOC Code			Finish Time			Behind			Rank		
			3.75 / 18.75 km			7.5 / 22.5 km			11.25 / 26.25 km				15.0 km	
			Time	Behind	Rk	Time	Behind	Rk	Time	Behind	Rk	Time	Behind	Rk
<b>31</b>	<b>48</b>	<b>PIZZUTTO Glauco</b>	<b>ITA</b>			<b>1:28:16.8</b>			<b>+10:57.3</b>			<b>31</b>		
Cumulative Time			9:48.4	+52.0	39	20:56.3	+1:49.4	37	31:43.3	+2:58.4	35	43:14.3	+4:43.6	35
Sector Time			9:48.4	+52.0	39	11:07.9	+1:06.2	33	10:47.0	+1:14.2	33	11:31.0	+1:46.2	33
Cumulative Time			54:10.6	+6:10.4	31	1:05:59.2	+7:42.7	31	1:16:28.2	+8:50.8	31	1:28:16.8	+10:57.3	31
Sector Time			10:56.3	+1:27.8	29	11:48.6	+1:34.8	32	10:29.0	+1:09.5	26	11:48.6	+2:07.1	31
<b>32</b>	<b>39</b>	<b>RUEL Vince</b>	<b>CAN</b>			<b>1:30:20.1</b>			<b>+13:00.6</b>			<b>32</b>		
Cumulative Time			9:47.9	+51.5	38	21:10.6	+2:03.7	39	32:22.2	+3:37.3	36	44:15.3	+5:44.6	36
Sector Time			9:47.9	+51.5	38	11:22.7	+1:21.0	38	11:11.6	+1:38.8	36	11:53.1	+2:08.3	36
Cumulative Time			55:29.7	+7:29.5	34	1:07:16.4	+8:59.9	34	1:18:14.8	+10:37.4	32	1:30:20.1	+13:00.6	32
Sector Time			11:14.4	+1:45.9	32	11:46.7	+1:32.9	31	10:58.4	+1:38.9	29	12:05.3	+2:23.8	32
<b>33</b>	<b>50</b>	<b>PARK Sang Yong</b>	<b>KOR</b>			<b>1:31:20.3</b>			<b>+14:00.8</b>			<b>33</b>		
Cumulative Time			9:39.2	+42.8	34	20:54.4	+1:47.5	36	31:25.4	+2:40.5	30	42:54.4	+4:23.7	32
Sector Time			9:39.2	+42.8	34	11:15.2	+1:13.5	34	10:31.0	+58.2	28	11:29.0	+1:44.2	32
Cumulative Time			54:11.1	+6:10.9	32	1:06:22.4	+8:05.9	32	1:18:15.7	+10:38.3	33	1:31:20.3	+14:00.8	33
Sector Time			11:16.7	+1:48.2	33	12:11.3	+1:57.5	35	11:53.3	+2:33.8	34	13:04.6	+3:23.1	37
<b>34</b>	<b>44</b>	<b>JEONG Jong Won</b>	<b>KOR</b>			<b>1:31:20.7</b>			<b>+14:01.2</b>			<b>34</b>		
Cumulative Time			9:49.0	+52.6	40	20:52.9	+1:46.0	32	31:27.8	+2:42.9	33	42:54.8	+4:24.1	33
Sector Time			9:49.0	+52.6	40	11:03.9	+1:02.2	29	10:34.9	+1:02.1	30	11:27.0	+1:42.2	30
Cumulative Time			54:11.6	+6:11.4	33	1:06:22.8	+8:06.3	33	1:18:16.2	+10:38.8	34	1:31:20.7	+14:01.2	34
Sector Time			11:16.8	+1:48.3	34	12:11.2	+1:57.4	34	11:53.4	+2:33.9	35	13:04.5	+3:23.0	36
<b>35</b>	<b>41</b>	<b>BELLINGHAM Phillip</b>	<b>AUS</b>			<b>1:31:52.3</b>			<b>+14:32.8</b>			<b>35</b>		
Cumulative Time			9:49.3	+52.9	41	21:24.4	+2:17.5	40	32:56.1	+4:11.2	39	45:08.2	+6:37.5	39
Sector Time			9:49.3	+52.9	41	11:35.1	+1:33.4	40	11:31.7	+1:58.9	39	12:12.1	+2:27.3	38
Cumulative Time			56:32.5	+8:32.3	37	1:08:30.2	+10:13.7	35	1:19:35.9	+11:58.5	35	1:31:52.3	+14:32.8	35
Sector Time			11:24.3	+1:55.8	35	11:57.7	+1:43.9	33	11:05.7	+1:46.2	33	12:16.4	+2:34.9	33
<b>36</b>	<b>46</b>	<b>HECKRODT Jesse</b>	<b>CAN</b>			<b>1:33:26.3</b>			<b>+16:06.8</b>			<b>36</b>		
Cumulative Time			9:43.4	+47.0	35	21:05.4	+1:58.5	38	32:24.6	+3:39.7	38	44:41.3	+6:10.6	38
Sector Time			9:43.4	+47.0	35	11:22.0	+1:20.3	37	11:19.2	+1:46.4	37	12:16.7	+2:31.9	39
Cumulative Time			56:23.9	+8:23.7	36	1:08:50.4	+10:33.9	37	1:20:52.2	+13:14.8	37	1:33:26.3	+16:06.8	36
Sector Time			11:42.6	+2:14.1	36	12:26.5	+2:12.7	36	12:01.8	+2:42.3	36	12:34.1	+2:52.6	34
<b>37</b>	<b>32</b>	<b>PARK Seong Beom</b>	<b>KOR</b>			<b>1:33:38.9</b>			<b>+16:19.4</b>			<b>37</b>		
Cumulative Time			9:19.4	+23.0	31	20:53.2	+1:46.3	33	32:23.1	+3:38.2	37	44:23.4	+5:52.7	37
Sector Time			9:19.4	+23.0	31	11:33.8	+1:32.1	39	11:29.9	+1:57.1	38	12:00.3	+2:15.5	37
Cumulative Time			56:08.8	+8:08.6	35	1:08:40.4	+10:23.9	36	1:20:43.8	+13:06.4	36	1:33:38.9	+16:19.4	37
Sector Time			11:45.4	+2:16.9	37	12:31.6	+2:17.8	37	12:03.4	+2:43.9	37	12:55.1	+3:13.6	35
<b>38</b>	<b>53</b>	<b>BAENA Cesar</b>	<b>VEN</b>			<b>2:06:23.3</b>			<b>+49:03.8</b>			<b>38</b>		
Cumulative Time			13:00.4	+4:04.0	44	29:31.2	+10:24.3	43	45:20.5	+16:35.6	42	1:01:26.3	+22:55.6	42
Sector Time			13:00.4	+4:04.0	44	16:30.8	+6:29.1	43	15:49.3	+6:16.5	42	16:05.8	+6:21.0	42
Cumulative Time			1:17:02.6	+29:02.4	40	1:33:24.2	+35:07.7	40	1:49:18.9	+41:41.5	38	2:06:23.3	+49:03.8	38
Sector Time			15:36.3	+6:07.8	40	16:21.6	+6:07.8	40	15:54.7	+6:35.2	38	17:04.4	+7:22.9	38



### COMPETITION ANALYSIS

SAT 5 FEB 2011 Start Time: 11:30 Finish Time: 13:36

Rank	Bib	Name	NOC Code			Finish Time			Behind			Rank		
			Time	Behind	Rk	Time	Behind	Rk	Time	Behind	Rk			
<b>Did Not Finish</b>														
<b>15</b>		<b>WATSON Callum</b>	<b>AUS</b>											
		Cumulative Time	9:05.7	+9.3	17	20:25.4	+1:18.5	30	31:26.6	+2:41.7	32	43:01.2	+4:30.5	34
		Sector Time	9:05.7	+9.3	17	11:19.7	+1:18.0	35	11:01.2	+1:28.4	35	11:34.6	+1:49.8	34
		Cumulative Time												
		Sector Time												
<b>20</b>		<b>KOVAL Vasyil</b>	<b>UKR</b>											
		Cumulative Time	9:04.0	+7.6	15	19:15.9	+9.0	18	29:08.5	+23.6	24	40:07.0	+1:36.3	25
		Sector Time	9:04.0	+7.6	15	10:11.9	+10.2	22	9:52.6	+19.8	25	10:58.5	+1:13.7	26
		Cumulative Time												
		Sector Time												
<b>42</b>		<b>SMRKOVIC Rejhan</b>	<b>SRB</b>											
		Cumulative Time	9:28.2	+31.8	32									
		Sector Time	9:28.2	+31.8	32									
		Cumulative Time												
		Sector Time												
<b>47</b>		<b>KIM Tae Sung</b>	<b>KOR</b>											
		Cumulative Time	10:46.0	+1:49.6	42	23:03.9	+3:57.0	41	34:56.9	+6:12.0	40	47:42.6	+9:11.9	40
		Sector Time	10:46.0	+1:49.6	42	12:17.9	+2:16.2	41	11:53.0	+2:20.2	40	12:45.7	+3:00.9	40
		Cumulative Time	59:45.5	+11:45.3	38	1:12:24.4	+14:07.9	38						
		Sector Time	12:02.9	+2:34.4	38	12:38.9	+2:25.1	38						
<b>49</b>		<b>ATES Suleyman</b>	<b>TUR</b>											
		Cumulative Time	9:31.7	+35.3	33	20:52.2	+1:45.3	31						
		Sector Time	9:31.7	+35.3	33	11:20.5	+1:18.8	36						
		Cumulative Time												
		Sector Time												
<b>52</b>		<b>KIM Ho Ki</b>	<b>KOR</b>											
		Cumulative Time	11:20.6	+2:24.2	43	24:34.6	+5:27.7	42	37:04.3	+8:19.4	41	50:39.7	+12:09.0	41
		Sector Time	11:20.6	+2:24.2	43	13:14.0	+3:12.3	42	12:29.7	+2:56.9	41	13:35.4	+3:50.6	41
		Cumulative Time	1:03:35.1	+15:34.9	39	1:16:24.4	+18:07.9	39						
		Sector Time	12:55.4	+3:26.9	39	12:49.3	+2:35.5	39						

<b>Did Not Start</b>			
<b>2</b>	<b>SEMENOV Mikhail</b>	<b>BLR</b>	
<b>5</b>	<b>BAKLANOV Dmitry</b>	<b>RUS</b>	
<b>18</b>	<b>AUGUSTINAK Dusan</b>	<b>CZE</b>	
<b>23</b>	<b>RAZYM Vladislav</b>	<b>CZE</b>	
<b>24</b>	<b>GRUBER Mauro</b>	<b>SUI</b>	
<b>26</b>	<b>FURRER Philipp</b>	<b>SUI</b>	
<b>30</b>	<b>ABBOTT Colin</b>	<b>CAN</b>	
<b>34</b>	<b>RUEEGG Florian</b>	<b>SUI</b>	
<b>51</b>	<b>BARRON Peter James</b>	<b>IRL</b>	
<b>54</b>	<b>HEBERT Benjamin</b>	<b>CAN</b>	

**LEGEND**

= Equal sign indicates that two or more competitors share the same rank  
 FF Photo Finish Decision  
 Rk Rank