



Men's Volleyball

PRELIMINARY ROUND - A

Rank	Team	No of Match	Match			Sets			Points		
			Won	Lost	Point	Won	Lost	Ratio	Won	Lost	Ratio
1	KOR	5	5	0	10	15	0	MAX	375	256	1.465
2	TUR	5	4	1	9	12	5	2.400	407	380	1.071
3	SCG	5	3	2	8	10	8	1.250	432	389	1.111
4	THA	5	2	3	7	6	11	0.545	368	400	0.920
5	UAE	5	1	4	6	6	12	0.500	370	433	0.855
6	AUS	5	0	5	5	2	15	0.133	327	421	0.777

PRELIMINARY ROUND - B

Rank	Team	No of Match	Match			Sets			Points		
			Won	Lost	Point	Won	Lost	Ratio	Won	Lost	Ratio
1	CAN	5	4	1	9	14	4	3.500	431	392	1.099
2	USA	5	4	1	9	13	7	1.857	473	421	1.124
3	UKR	5	3	2	8	12	7	1.714	448	438	1.023
4	DEN	5	2	3	7	7	12	0.583	417	437	0.954
5	NED	5	2	3	7	6	12	0.500	388	398	0.975
6	PRK	5	0	5	5	5	15	0.333	395	466	0.848

PRELIMINARY ROUND - C

Rank	Team	No of Match	Match			Sets			Points		
			Won	Lost	Point	Won	Lost	Ratio	Won	Lost	Ratio
1	FRA	5	5	0	10	15	0	MAX	375	260	1.442
2	GER	5	4	1	9	12	4	3.000	382	321	1.190
3	MEX	5	3	2	8	9	6	1.500	355	314	1.131
4	TPE	5	2	3	7	7	11	0.636	379	397	0.955
5	ITA	5	1	4	6	5	12	0.417	361	399	0.905
6	RSA	5	0	5	5	0	15	0.000	214	375	0.571

PRELIMINARY ROUND - D

Rank	Team	No of Match	Match			Sets			Points		
			Won	Lost	Point	Won	Lost	Ratio	Won	Lost	Ratio
1	RUS	4	4	0	8	12	1	12.000	320	232	1.379
2	JPN	4	3	1	7	10	4	2.500	340	256	1.328
3	POR	4	2	2	6	7	7	1.000	309	310	0.997
4	CHN	4	1	3	5	4	9	0.444	254	305	0.833
5	HKG	4	0	4	4	0	12	0.000	180	300	0.600



P-2

KOR vs USA
3 vs 0

Match : 112 Date : 29/08/2003 Spectators : 5,600
City : Daegu, Korea
Hall : Daegu Gymnasium
Match duration : Start : 13:00 End : 14:12 Total : 1:12

Teams	Sets	1	2	3	4	5	Total
KOR	3	25	25	25			75
USA	0	17	23	16			56
Set duration		0:21	0:26	0:19			1:06

Referees : GLOUKHENKIY Alexander (RUS) & SENYURT Ilhami (TUR)

KOR ◆ Republic of Korea							
No	Name	1	2	3	4	5	Pts
1	LEE Hyung Doo			□			0
3	KWON Young Min			□			0
4	L KIM Chu Whan	L	L	L			0
5	SHIN Young Soo	■	■	■			16
6	CHOI Tae Woong	■	■	■			1
7	KIM Woong Jin			□			0
9	CHANG Kwang Kyun	■	■	■			9
10	LEE Sun Kyu	■	■	■			7
11	LEE Kyung Soo	■	■	■			15
12	KOO Sang Yoon						0
14	KO Hee Jin	■	■	■			10
17	HA Hyun Yong			□			0
Coach : SHIN Choon Sam (KOR)							
Assistant : PARK Jong Chan (KOR)							

USA ◆ United States of America							
No	Name	1	2	3	4	5	Pts
3	PATAK Evan	■	■	■			13
4	PELZEL James	■	■	■			1
5	L STUNTZ Ryan	L	L	L			0
6	LEE David	■	■	■			5
7	ROONEY Sean	■	■	■			10
11	TOUZINSKY Scott	□	□	□			2
12	STRICKLAND William						0
13	HEIN Andrew	■	■	■			9
15	DENMARK Matthew						0
16	TAMAS Christopher	□	□	□			1
17	HILDEBRAND Tyler	■	■	■			1
18	WALKER Lance						0
Coach : BALL Armond (USA)							
Assistant : READ Andy (USA)							

TEAM AND PLAYER PERFORMANCES

Won Pts	Total Atts	No Name	Scoring Skill	Won Pts	Total Atts	No Name
43	81	Total Team	Attack	35	83	Total Team
9	14	9 CHANG Kwang Kyun		13	27	3 PATAK Evan
12	22	5 SHIN Young Soo		9	24	7 ROONEY Sean
10	21	11 LEE Kyung Soo				
12	40	Total Team	Block	6	36	Total Team
4	10	14 KO Hee Jin		3	13	13 HEIN Andrew
4	7	11 LEE Kyung Soo		1	8	6 LEE David
3	6	5 SHIN Young Soo	1	5	7 ROONEY Sean	
3	74	Total Team	Serve	1	57	Total Team
1	20	14 KO Hee Jin		1	9	4 PELZEL James
1	14	11 LEE Kyung Soo				
1	9	5 SHIN Young Soo				
17		Total Team	Opp Error	14		Total Team
75	195	Total Team	Total	56	176	Total Team
16	37	5 SHIN Young Soo	Best Scorer	13	38	3 PATAK Evan

Legend :

Starting line-up / Formation initiale
 Substitute / Replacement
 Pts Points scored
 L Libero Player
 Opp Opponent
 Atts Attempts

Signed by VIS: _____

Signed by: _____



P-3

KOR vs USA
3 vs 0

Match : 112 Date : 29/08/2003 Spectators : 5,600
City : Daegu, Korea
Hall : Daegu Gymnasium
Match duration : Start : 13:00 End : 14:12 Total : 1:12

Teams	Sets	1	2	3	4	5	Total
KOR	3	25	25	25			75
USA	0	17	23	16			56
Set duration		0:21	0:26	0:19			1:06

Referees : GLOUKHENKIY Alexander (RUS) & SENYURT Ilhami (TUR)

KOR • Republic of Korea

Scoring Skills	Rk	No	Name	Succ.	Faults	Cont.	Total Atts	Note	
ATTACK	1	9	CHANG Kwang Kyun	9	2	3	14	64.29	
	2	5	SHIN Young Soo	12	3	7	22	54.55	
	3	11	LEE Kyung Soo	10	4	7	21	47.62	
	4	10	LEE Sun Kyu	7	2	6	15	46.67	
	-	6	CHOI Tae Woong	-	-	-	-	-	
	-	17	HA Hyun Yong	-	-	-	-	-	
	-	4	KIM Chu Whan	-	-	-	-	-	
	-	7	KIM Woong Jin	-	-	-	-	-	
	-	14	KO Hee Jin	-	-	-	-	-	
	Succ. %	-	12	KOO Sang Yoon	-	-	-	-	-
	Limit : 15%	-	3	KWON Young Min	-	-	-	-	-
-	-	1	LEE Hyung Doo	-	-	-	-	-	
Total Team				38	11	23	72	52.78	
BLOCK	1	14	KO Hee Jin	4	4	2	10	1.33	
	2	11	LEE Kyung Soo	4	2	1	7	1.33	
	3	5	SHIN Young Soo	3	1	2	6	1.00	
	4	6	CHOI Tae Woong	1	2	3	6	0.33	
	-	10	LEE Sun Kyu	-	1	7	8	-	
	-	9	CHANG Kwang Kyun	-	1	2	3	-	
	-	17	HA Hyun Yong	-	-	-	-	-	
	-	4	KIM Chu Whan	-	-	-	-	-	
	-	7	KIM Woong Jin	-	-	-	-	-	
	-	12	KOO Sang Yoon	-	-	-	-	-	
	-	3	KWON Young Min	-	-	-	-	-	
Avg. by Set	-	1	LEE Hyung Doo	-	-	-	-	-	
Total Team				12	11	17	40	4.00	
SERVE	1	14	KO Hee Jin	1	-	19	20	0.33	
	2	11	LEE Kyung Soo	1	4	9	14	0.33	
	3	5	SHIN Young Soo	1	1	7	9	0.33	
	-	6	CHOI Tae Woong	-	1	13	14	-	
	-	10	LEE Sun Kyu	-	-	9	9	-	
	-	9	CHANG Kwang Kyun	-	-	6	6	-	
	-	3	KWON Young Min	-	-	1	1	-	
	-	1	LEE Hyung Doo	-	-	1	1	-	
	-	17	HA Hyun Yong	-	-	-	-	-	
	-	4	KIM Chu Whan	-	-	-	-	-	
	-	7	KIM Woong Jin	-	-	-	-	-	
	-	12	KOO Sang Yoon	-	-	-	-	-	
	Avg. by Set	-	-	-	-	-	-	-	-
Total Team				3	6	65	74	1.00	



P-3

KOR vs USA
3 vs 0

Match : 112 Date : 29/08/2003 Spectators : 5,600
City : Daegu, Korea
Hall : Daegu Gymnasium
Match duration : Start : 13:00 End : 14:12 Total : 1:12

Teams	Sets	1	2	3	4	5	Total
KOR	3	25	25	25			75
USA	0	17	23	16			56
Set duration		0:21	0:26	0:19			1:06

Referees : GLOUKHENKIY Alexander (RUS) & SENYURT Ilhami (TUR)

KOR • Republic of Korea

Non Scoring Skills	Rk	No	Name	Excellent	Faults	Cont.	Total Atts	Note	
DIG	1	4	KIM Chu Whan	3	2	9	14	1.00	
	2	6	CHOI Tae Woong	3	1	-	4	1.00	
	-	9	CHANG Kwang Kyun	-	1	11	12	-	
	-	11	LEE Kyung Soo	-	-	6	6	-	
	-	10	LEE Sun Kyu	-	-	4	4	-	
	-	5	SHIN Young Soo	-	-	3	3	-	
	-	14	KO Hee Jin	-	-	1	1	-	
	-	17	HA Hyun Yong	-	-	-	-	-	
	-	7	KIM Woong Jin	-	-	-	-	-	
	-	12	KOO Sang Yoon	-	-	-	-	-	
	Avg. by Set	-	3	KWON Young Min	-	-	-	-	-
	-	-	1	LEE Hyung Doo	-	-	-	-	-
	Total Team				6	4	34	44	2.00
SET	1	6	CHOI Tae Woong	39	-	36	75	13.00	
	2	10	LEE Sun Kyu	1	-	1	2	0.33	
	-	9	CHANG Kwang Kyun	-	-	1	1	-	
	-	4	KIM Chu Whan	-	-	1	1	-	
	-	17	HA Hyun Yong	-	-	-	-	-	
	-	7	KIM Woong Jin	-	-	-	-	-	
	-	14	KO Hee Jin	-	-	-	-	-	
	-	12	KOO Sang Yoon	-	-	-	-	-	
	-	3	KWON Young Min	-	-	-	-	-	
	-	1	LEE Hyung Doo	-	-	-	-	-	
	Avg. by Set	-	11	LEE Kyung Soo	-	-	-	-	-
	-	-	5	SHIN Young Soo	-	-	-	-	-
	Total Team				40	0	39	79	13.33
RECEPTION	1	4	KIM Chu Whan	11	1	3	15	73.33	
	2	11	LEE Kyung Soo	5	-	11	16	31.25	
	3	9	CHANG Kwang Kyun	4	-	12	16	25.00	
	-	6	CHOI Tae Woong	-	-	-	-	-	
	-	17	HA Hyun Yong	-	-	-	-	-	
	-	7	KIM Woong Jin	-	-	-	-	-	
	-	14	KO Hee Jin	-	-	-	-	-	
	-	12	KOO Sang Yoon	-	-	-	-	-	
	-	3	KWON Young Min	-	-	-	-	-	
	Succ. %	-	1	LEE Hyung Doo	-	-	-	-	-
	Limit : 25.00%	-	10	LEE Sun Kyu	-	-	-	-	-
	-	-	5	SHIN Young Soo	-	-	-	-	-
	Total Team				20	1	26	47	43.00



P-3

KOR vs USA
3 vs 0

Match : 112 Date : 29/08/2003 Spectators : 5,600
City : Daegu, Korea
Hall : Daegu Gymnasium
Match duration : Start : 13:00 End : 14:12 Total : 1:12

Teams	Sets	1	2	3	4	5	Total
KOR	3	25	25	25			75
USA	0	17	23	16			56
Set duration		0:21	0:26	0:19			1:06

Referees : GLOUKHENKIY Alexander (RUS) & SENYURT Ilhami (TUR)

USA • United States of America

Scoring Skills	Rk	No	Name	Succ.	Faults	Cont.	Total Atts	Note
ATTACK	1	3	PATAK Evan	13	6	8	27	48.15
	2	7	ROONEY Sean	9	4	11	24	37.50
	-	15	DENMARK Matthew	-	-	-	-	-
	-	13	HEIN Andrew	-	-	-	-	-
	-	17	HILDEBRAND Tyler	-	-	-	-	-
	-	6	LEE David	-	-	-	-	-
	-	4	PELZEL James	-	-	-	-	-
	-	12	STRICKLAND William	-	-	-	-	-
	-	5	STUNTZ Ryan	-	-	-	-	-
	-	16	TAMAS Christopher	-	-	-	-	-
Succ. %	-	11	TOUZINSKY Scott	-	-	-	-	-
Limit : 15%	-	18	WALKER Lance	-	-	-	-	-
Total Team				22	10	19	51	43.14
BLOCK	1	13	HEIN Andrew	3	1	9	13	1.00
	2	6	LEE David	1	3	4	8	0.33
	3	7	ROONEY Sean	1	2	2	5	0.33
	4	16	TAMAS Christopher	1	1	1	3	0.33
	-	3	PATAK Evan	-	3	-	3	-
	-	17	HILDEBRAND Tyler	-	1	-	1	-
	-	4	PELZEL James	-	1	-	1	-
	-	5	STUNTZ Ryan	-	-	1	1	-
	-	11	TOUZINSKY Scott	-	1	-	1	-
	-	15	DENMARK Matthew	-	-	-	-	-
Avg. by Set	-	12	STRICKLAND William	-	-	-	-	-
-	18	WALKER Lance	-	-	-	-	-	
Total Team				6	13	17	36	2.00
SERVE	1	4	PELZEL James	1	3	5	9	0.33
	-	7	ROONEY Sean	-	1	11	12	-
	-	13	HEIN Andrew	-	2	7	9	-
	-	3	PATAK Evan	-	2	6	8	-
	-	17	HILDEBRAND Tyler	-	-	7	7	-
	-	11	TOUZINSKY Scott	-	-	6	6	-
	-	6	LEE David	-	-	5	5	-
	-	16	TAMAS Christopher	-	1	-	1	-
	-	15	DENMARK Matthew	-	-	-	-	-
	-	12	STRICKLAND William	-	-	-	-	-
Avg. by Set	-	5	STUNTZ Ryan	-	-	-	-	-
-	18	WALKER Lance	-	-	-	-	-	
Total Team				1	9	47	57	0.33



P-3

KOR vs USA
3 vs 0

Match : 112 Date : 29/08/2003 Spectators : 5,600
City : Daegu, Korea
Hall : Daegu Gymnasium
Match duration : Start : 13:00 End : 14:12 Total : 1:12

Teams	Sets	1	2	3	4	5	Total
KOR	3	25	25	25			75
USA	0	17	23	16			56
Set duration		0:21	0:26	0:19			1:06

Referees : GLOUKHENKIY Alexander (RUS) & SENYURT Ilhami (TUR)

USA • United States of America

Non Scoring Skills	Rk	No	Name	Excellent	Faults	Cont.	Total Atts	Note
DIG	1	5	STUNTZ Ryan	2	3	4	9	0.67
	2	17	HILDEBRAND Tyler	1	2	4	7	0.33
	-	7	ROONEY Sean	-	1	5	6	-
	-	4	PELZEL James	-	1	3	4	-
	-	3	PATAK Evan	-	2	1	3	-
	-	13	HEIN Andrew	-	1	1	2	-
	-	6	LEE David	-	1	1	2	-
	-	11	TOUZINSKY Scott	-	1	1	2	-
	-	15	DENMARK Matthew	-	-	-	-	-
	-	12	STRICKLAND William	-	-	-	-	-
	-	16	TAMAS Christopher	-	-	-	-	-
	-	18	WALKER Lance	-	-	-	-	-
	Avg. by Set							
Total Team				3	12	20	35	1.00
SET	1	17	HILDEBRAND Tyler	27	-	37	64	9.00
	2	16	TAMAS Christopher	5	-	2	7	1.67
	3	5	STUNTZ Ryan	1	-	2	3	0.33
	-	13	HEIN Andrew	-	-	1	1	-
	-	6	LEE David	-	1	-	1	-
	-	15	DENMARK Matthew	-	-	-	-	-
	-	3	PATAK Evan	-	-	-	-	-
	-	4	PELZEL James	-	-	-	-	-
	-	7	ROONEY Sean	-	-	-	-	-
	-	12	STRICKLAND William	-	-	-	-	-
	-	11	TOUZINSKY Scott	-	-	-	-	-
	-	18	WALKER Lance	-	-	-	-	-
	Avg. by Set							
Total Team				33	1	42	76	11.00
RECEPTION	1	7	ROONEY Sean	7	-	12	19	36.84
	2	4	PELZEL James	7	1	19	27	25.93
	-	15	DENMARK Matthew	-	-	-	-	-
	-	13	HEIN Andrew	-	-	-	-	-
	-	17	HILDEBRAND Tyler	-	-	-	-	-
	-	6	LEE David	-	-	-	-	-
	-	3	PATAK Evan	-	-	-	-	-
	-	12	STRICKLAND William	-	-	-	-	-
	-	5	STUNTZ Ryan	-	-	-	-	-
	-	16	TAMAS Christopher	-	-	-	-	-
	-	11	TOUZINSKY Scott	-	-	-	-	-
	-	18	WALKER Lance	-	-	-	-	-
	Succ. %							
Limit : 25.00%								
Total Team				14	1	31	46	30.00



P-2

FRA vs JPN
1 vs 3

Match : 118 Date : 29/08/2003 Spectators : 1,000
City : Daegu, Korea
Hall : Daegu Gymnasium
Match duration : Start : 15:00 End : 16:46 Total : 1:46

Teams	Sets	1	2	3	4	5	Total
FRA	1	21	18	25	25		89
JPN	3	25	25	20	27		97
Set duration		0:23	0:22	0:24	0:28		1:37

Referees : ILKIW Bohdan (CAN) & LUCAS Peter (AUS)

No	Name	1	2	3	4	5	Pts
1	OGNIER Benoit						0
2	OPOTA Onya		□				0
3	DUHAGON Vincent			□	■		7
4	BELY Julien	■	■	■	■		2
5	VYLE Boris			□	□		0
6	L LABADIE Mathieu	L	L	L	L		0
7	CES Andy	■	■	■	■		26
8	CHEDEMAIL Davy	■	■	■	■		7
9	LAMOISE Olivier	■	■	■	■		9
11	CARLETTI Bertrand		□	□	□		0
12	KAPFER Xavier	■	■	■			6
13	VANDAELE Gael	■	■	■	■		7

Coch : LABORIE Pierre (FRA)

Assistant : AKILIAN Jean Michel (FRA)

No	Name	1	2	3	4	5	Pts
1	MORISHIGE Ryu	■	■	■	■		13
2	IMAI Keisuke			□	■		5
3	YAMAMURA Kota	■	■	■	■		18
4	L SAKAI Daisuke	L	L	L	L		0
5	TOMONAGA Kosuke	■	■	■	■		0
6	GOTO Yasushi						0
7	IIZUKA Toshihiko			□			0
8	SHIBATA Kyohei	■	■	■	■		19
9	MATSUNAGA Rio	■	■	■	■		7
10	YOSHIDA Jo	□	□	□	□		2
11	TANIMURA Ko			□	□		1
12	MATSUTA Yusuke	■	■	■	□		7

Coch : SAKO Noriaki (JPN)

Assistant : UETA Tatsuya (JPN)

TEAM AND PLAYER PERFORMANCES

Won Pts	Total Atts	No Name	Scoring Skill	Won Pts	Total Atts	No Name
55	115	Total Team	Attack	55	117	Total Team
24	45	7 CES Andy		11	23	1 MORISHIGE Ryu
6	19	13 VANDAELE Gael		17	42	8 SHIBATA Kyohei
7	50	Total Team	Block	5	19	9 MATSUNAGA Rio
2	15	9 LAMOISE Olivier		12	42	Total Team
2	9	8 CHEDEMAIL Davy		6	14	3 YAMAMURA Kota
2	8	7 CES Andy	Serve	2	8	12 MATSUTA Yusuke
2	88	Total Team		2	4	1 MORISHIGE Ryu
1	13	9 LAMOISE Olivier		5	96	Total Team
1	13	13 VANDAELE Gael	Opp Error	2	6	10 YOSHIDA Jo
25		Total Team		1	23	8 SHIBATA Kyohei
89	253	Total Team		1	12	9 MATSUNAGA Rio
26	66	7 CES Andy	Total	25		Total Team
			Total	97	255	Total Team
			Best Scorer	19	67	8 SHIBATA Kyohei

Legend :

■ Starting line-up / Formation initiale □ Substitute / Replacement Pts Points scored L Libero Player
Opp Opponent Atts Attempts

Signed by VIS: _____

Signed by: _____



P-3

FRA vs JPN
1 vs 3

Match : 118 Date : 29/08/2003 Spectators : 1,000
City : Daegu, Korea
Hall : Daegu Gymnasium
Match duration : Start : 15:00 End : 16:46 Total : 1:46

Teams	Sets	1	2	3	4	5	Total
FRA	1	21	18	25	25		89
JPN	3	25	25	20	27		97
Set duration		0:23	0:22	0:24	0:28		1:37

Referees : ILKIW Bohdan (CAN) & LUCAS Peter (AUS)

FRA • France

Scoring Skills	Rk	No	Name	Succ.	Faults	Cont.	Total Atts	Note	
ATTACK	1	7	CES Andy	24	8	13	45	53.33	
	2	13	VANDAELE Gael	6	4	9	19	31.58	
	-	4	BELY Julien	-	-	-	-	-	
	-	11	CARLETTI Bertrand	-	-	-	-	-	
	-	8	CHEDEMAIL Davy	-	-	-	-	-	
	-	3	DUHAGON Vincent	-	-	-	-	-	
	-	12	KAPFER Xavier	-	-	-	-	-	
	-	6	LABADIE Mathieu	-	-	-	-	-	
	-	9	LAMOISE Olivier	-	-	-	-	-	
	Succ. %	-	1	OGNIER Benoit	-	-	-	-	-
Limit : 15%	-	2	OPOTA Onya	-	-	-	-	-	
	-	5	VYLE Boris	-	-	-	-	-	
	Total Team			30	12	22	64	46.88	
BLOCK	1	9	LAMOISE Olivier	2	6	7	15	0.50	
	2	8	CHEDEMAIL Davy	2	2	5	9	0.50	
	3	7	CES Andy	2	5	1	8	0.50	
	4	3	DUHAGON Vincent	1	-	1	2	0.25	
	-	13	VANDAELE Gael	-	3	3	6	-	
	-	4	BELY Julien	-	1	3	4	-	
	-	12	KAPFER Xavier	-	1	3	4	-	
	-	11	CARLETTI Bertrand	-	1	1	2	-	
	-	6	LABADIE Mathieu	-	-	-	-	-	
	-	1	OGNIER Benoit	-	-	-	-	-	
Avg. by Set	-	2	OPOTA Onya	-	-	-	-	-	
	-	5	VYLE Boris	-	-	-	-	-	
	Total Team			7	19	24	50	1.75	
	SERVE	1	9	LAMOISE Olivier	1	2	10	13	0.25
2		13	VANDAELE Gael	1	3	9	13	0.25	
-		4	BELY Julien	-	-	17	17	-	
-		7	CES Andy	-	4	9	13	-	
-		8	CHEDEMAIL Davy	-	1	12	13	-	
-		12	KAPFER Xavier	-	2	6	8	-	
-		3	DUHAGON Vincent	-	-	7	7	-	
-		11	CARLETTI Bertrand	-	-	2	2	-	
-		5	VYLE Boris	-	1	1	2	-	
-		6	LABADIE Mathieu	-	-	-	-	-	
Avg. by Set		-	1	OGNIER Benoit	-	-	-	-	-
		-	2	OPOTA Onya	-	-	-	-	-
Total Team			2	13	73	88	0.50		



P-3

FRA vs JPN
1 vs 3

Match : 118 Date : 29/08/2003 Spectators : 1,000
City : Daegu, Korea
Hall : Daegu Gymnasium
Match duration : Start : 15:00 End : 16:46 Total : 1:46

Teams	Sets	1	2	3	4	5	Total
FRA	1	21	18	25	25		89
JPN	3	25	25	20	27		97
Set duration		0:23	0:22	0:24	0:28		1:37

Referees : ILKIW Bohdan (CAN) & LUCAS Peter (AUS)

FRA • France

Non Scoring Skills	Rk	No	Name	Excellent	Faults	Cont.	Total Atts	Note	
DIG	1	6	LABADIE Mathieu	2	2	10	14	0.50	
	2	7	CES Andy	1	3	10	14	0.25	
	3	4	BELY Julien	1	1	6	8	0.25	
	4	11	CARLETTI Bertrand	1	-	-	1	0.25	
	-	13	VANDAELE Gael	-	1	5	6	-	
	-	12	KAPFER Xavier	-	-	5	5	-	
	-	3	DUHAGON Vincent	-	-	3	3	-	
	-	8	CHEDEMAIL Davy	-	-	2	2	-	
	-	9	LAMOISE Olivier	-	-	1	1	-	
	-	5	VYLE Boris	-	1	-	1	-	
	Avg. by Set	1		OGNIER Benoit	-	-	-	-	-
		2		OPOTA Onya	-	-	-	-	-
Total Team				5	8	42	55	1.25	
SET	1	4	BELY Julien	41	1	46	88	10.25	
	2	11	CARLETTI Bertrand	8	1	6	15	2.00	
	3	13	VANDAELE Gael	1	-	-	1	0.25	
	-	6	LABADIE Mathieu	-	1	5	6	-	
	-	12	KAPFER Xavier	-	-	4	4	-	
	-	8	CHEDEMAIL Davy	-	-	2	2	-	
	-	9	LAMOISE Olivier	-	-	1	1	-	
	-	7	CES Andy	-	-	-	-	-	
	-	3	DUHAGON Vincent	-	-	-	-	-	
	-	1	OGNIER Benoit	-	-	-	-	-	
	Avg. by Set	2		OPOTA Onya	-	-	-	-	-
		5		VYLE Boris	-	-	-	-	-
Total Team				50	3	64	117	12.50	
RECEPTION	1	6	LABADIE Mathieu	14	-	12	26	53.85	
	2	13	VANDAELE Gael	10	2	17	29	34.48	
	-	4	BELY Julien	-	-	-	-	-	
	-	11	CARLETTI Bertrand	-	-	-	-	-	
	-	7	CES Andy	-	-	-	-	-	
	-	8	CHEDEMAIL Davy	-	-	-	-	-	
	-	3	DUHAGON Vincent	-	-	-	-	-	
	-	12	KAPFER Xavier	-	-	-	-	-	
	-	9	LAMOISE Olivier	-	-	-	-	-	
	Succ. %	1		OGNIER Benoit	-	-	-	-	-
	Limit : 25.00%	2		OPOTA Onya	-	-	-	-	-
		5		VYLE Boris	-	-	-	-	-
Total Team				24	2	29	55	44.00	



P-3

FRA vs JPN
1 vs 3

Match : 118 Date : 29/08/2003 Spectators : 1,000
City : Daegu, Korea
Hall : Daegu Gymnasium
Match duration : Start : 15:00 End : 16:46 Total : 1:46

Teams	Sets	1	2	3	4	5	Total
FRA	1	21	18	25	25		89
JPN	3	25	25	20	27		97
Set duration		0:23	0:22	0:24	0:28		1:37

Referees : ILKIW Bohdan (CAN) & LUCAS Peter (AUS)

JPN • Japan

Scoring Skills	Rk	No	Name	Succ.	Faults	Cont.	Total Atts	Note
ATTACK	1	1	MORISHIGE Ryu	11	-	12	23	47.83
	2	8	SHIBATA Kyohei	17	9	16	42	40.48
	3	9	MATSUNAGA Rio	5	4	10	19	26.32
	-	6	GOTO Yasushi	-	-	-	-	-
	-	7	IIZUKA Toshihiko	-	-	-	-	-
	-	2	IMAI Keisuke	-	-	-	-	-
	-	12	MATSUTA Yusuke	-	-	-	-	-
	-	4	SAKAI Daisuke	-	-	-	-	-
	-	11	TANIMURA Ko	-	-	-	-	-
	Succ. % Limit : 15%	-	5	TOMONAGA Kosuke	-	-	-	-
-	3	YAMAMURA Kota	-	-	-	-	-	
-	10	YOSHIDA Jo	-	-	-	-	-	
Total Team				33	13	38	84	39.29
BLOCK	1	3	YAMAMURA Kota	6	2	6	14	1.50
	2	12	MATSUTA Yusuke	2	5	1	8	0.50
	3	1	MORISHIGE Ryu	2	1	1	4	0.50
	4	9	MATSUNAGA Rio	1	1	1	3	0.25
	5	8	SHIBATA Kyohei	1	1	-	2	0.25
	-	2	IMAI Keisuke	-	4	3	7	-
	-	5	TOMONAGA Kosuke	-	1	3	4	-
	-	6	GOTO Yasushi	-	-	-	-	-
	-	7	IIZUKA Toshihiko	-	-	-	-	-
	-	4	SAKAI Daisuke	-	-	-	-	-
Avg. by Set	-	11	TANIMURA Ko	-	-	-	-	-
-	10	YOSHIDA Jo	-	-	-	-	-	
Total Team				12	15	15	42	3.00
SERVE	1	10	YOSHIDA Jo	2	2	2	6	0.50
	2	8	SHIBATA Kyohei	1	5	17	23	0.25
	3	9	MATSUNAGA Rio	1	1	10	12	0.25
	4	2	IMAI Keisuke	1	2	6	9	0.25
	-	1	MORISHIGE Ryu	-	3	12	15	-
	-	5	TOMONAGA Kosuke	-	-	12	12	-
	-	12	MATSUTA Yusuke	-	1	7	8	-
	-	3	YAMAMURA Kota	-	-	8	8	-
	-	11	TANIMURA Ko	-	-	2	2	-
	-	7	IIZUKA Toshihiko	-	1	-	1	-
Avg. by Set	-	6	GOTO Yasushi	-	-	-	-	-
-	4	SAKAI Daisuke	-	-	-	-	-	
Total Team				5	15	76	96	1.25



P-3

FRA vs JPN
1 vs 3

Match : 118 Date : 29/08/2003 Spectators : 1,000
City : Daegu, Korea
Hall : Daegu Gymnasium
Match duration : Start : 15:00 End : 16:46 Total : 1:46

Teams	Sets	1	2	3	4	5	Total
FRA	1	21	18	25	25		89
JPN	3	25	25	20	27		97
Set duration		0:23	0:22	0:24	0:28		1:37


Referees : ILKIW Bohdan (CAN) & LUCAS Peter (AUS)

JPN • Japan

Non Scoring Skills	Rk	No	Name	Excellent	Faults	Cont.	Total Atts	Note	
DIG	1	8	SHIBATA Kyohei	2	2	11	15	0.50	
	-	4	SAKAI Daisuke	-	3	12	15	-	
	-	1	MORISHIGE Ryu	-	1	9	10	-	
	-	9	MATSUNAGA Rio	-	3	6	9	-	
	-	5	TOMONAGA Kosuke	-	3	4	7	-	
	-	3	YAMAMURA Kota	-	-	5	5	-	
	-	2	IMAI Keisuke	-	-	1	1	-	
	-	12	MATSUTA Yusuke	-	1	-	1	-	
	-	11	TANIMURA Ko	-	1	-	1	-	
	-	10	YOSHIDA Jo	-	-	1	1	-	
	Avg. by Set	-	6	GOTO Yasushi	-	-	-	-	-
	-	-	7	IIZUKA Toshihiko	-	-	-	-	-
	Total Team				2	14	49	65	0.50
SET	1	5	TOMONAGA Kosuke	48	-	45	93	12.00	
	2	4	SAKAI Daisuke	2	-	7	9	0.50	
	3	2	IMAI Keisuke	2	-	-	2	0.50	
	-	1	MORISHIGE Ryu	-	-	3	3	-	
	-	8	SHIBATA Kyohei	-	-	3	3	-	
	-	3	YAMAMURA Kota	-	-	3	3	-	
	-	6	GOTO Yasushi	-	-	-	-	-	
	-	7	IIZUKA Toshihiko	-	-	-	-	-	
	-	9	MATSUNAGA Rio	-	-	-	-	-	
	-	12	MATSUTA Yusuke	-	-	-	-	-	
	-	11	TANIMURA Ko	-	-	-	-	-	
	-	10	YOSHIDA Jo	-	-	-	-	-	
	Total Team				52	0	61	113	13.00
RECEPTION	1	4	SAKAI Daisuke	8	-	13	21	38.10	
	2	1	MORISHIGE Ryu	7	-	13	20	35.00	
	-	6	GOTO Yasushi	-	-	-	-	-	
	-	7	IIZUKA Toshihiko	-	-	-	-	-	
	-	2	IMAI Keisuke	-	-	-	-	-	
	-	9	MATSUNAGA Rio	-	-	-	-	-	
	-	12	MATSUTA Yusuke	-	-	-	-	-	
	-	8	SHIBATA Kyohei	-	-	-	-	-	
	-	11	TANIMURA Ko	-	-	-	-	-	
	Succ. %	-	5	TOMONAGA Kosuke	-	-	-	-	-
	Limit : 25.00%	-	3	YAMAMURA Kota	-	-	-	-	-
	-	-	10	YOSHIDA Jo	-	-	-	-	-
	Total Team				15	0	26	41	37.00



Men's Volleyball





Men's Volleyball

Playoff 9/12

Playoff 9/10

SCG - Serbia and Montenegro	SCG 3 : 0 (30:28,25:18,25:23)	SCG 3 : 0 (25:23,26:24,25:20)
POR - Portugal		
MEX - Mexico	UKR 3 : 1 (25:20,25:19,21:25,25:16)	
UKR - Ukraine		

Playoff 11/12

POR - Portugal	MEX 3 : 1 (25:16,24:26,25:19,25:18)
MEX - Mexico	

Playoff 13/16

Playoff 13/14

THA - Thailand	THA 3 : 0 (30:28,25:18,25:19)	THA 3 : 2 (23:25,23:25,25:23,25:19,17:15)
CHN - China		
TPE - Chinese Taipei	TPE 3 : 2 (25:19,25:21,23:25,21:25,15:13)	
DEN - Denmark		

Playoff 15/16

CHN - China	DEN 3 : 1 (25:22,25:17,19:25,25:12)
DEN - Denmark	

Playoff 17/20

Playoff 17/18

UAE - United Arab Emirates	UAE 3 : 0 (25:15,25:19,25:15)	NED 3 : 0 (25:16,25:21,25:18)
HKG - Hong Kong, China		
ITA - Italy	NED 3 : 0 (25:17,25:14,25:19)	
NED - Netherlands		

Playoff 19/20

HKG - Hong Kong, China	ITA 3 : 0 (25:20,25:14,25:16)
ITA - Italy	

Playoff 21/23

Playoff 21/22

RSA - South Africa	PRK 3 : 0 (25:8,25:18,25:13)	PRK 3 : 0 (25:22,25:15,25:20)
PRK - D.P.R.Korea		
AUS - Australia		



P-2

RUS vs CHN
0 vs 3

Match : 124 Date : 29/08/2003 Spectators : 500
City : Daegu, Korea
Hall : Daegu Gymnasium
Match duration : Start : 17:35 End : 18:41 Total : 1:06

Teams	Sets	1	2	3	4	5	Total
RUS	0	18	22	14			54
CHN	3	25	25	25			75
Set duration		0:19	0:23	0:18			1:00

Referees : STAHL JR Ronald (USA) & POLLOCK Elizabeth (AUS)

RUS ◆ Russian Federation							
No	Name	1	2	3	4	5	Pts
1	LOBANOVA Ekaterina	■					0
2	SVIRINA Tatiana	■	■	■			3
3	MAKHNO Lesya	■	■	■			8
4	IL'INA Olga	■	■	■			13
5	IL'INA Yulia	■	■	■			8
6	KUDRYAVTSEVA Oxana						0
7	KURASHOVA Natalia						0
8	L BURTSEVA Nadezda	L	L	L			0
9	LISOVSKAYA Elena	■	■	■			6
10	IACHTCHOUK Natalia		■	■			0
11	KRIVTSOVA NATALIA			□			0
12	IVANOVA Irina						0
Coach : KIRIANOV Vadim (RUS)							
Assistant : CHIZHOV Sergei (RUS)							

CHN ◆ China							
No	Name	1	2	3	4	5	Pts
1	XIAO Xiuping						0
2	L JU Shen		L	L	L		0
3	LIU Wei						0
4	YANG Guiru						0
5	HU Ying		■	■	■		10
9	WANG Li		■	■	■		11
10	LI Juan		■	■	■		12
11	MA Xiaoting						0
12	ZHOU Jing						0
14	LIU Tingting		■	■	■		3
16	QI Jianhua		■	■	■		10
17	YANG Jie		■	■	■		12
Coach : XING Chungui (CHN)							
Assistant : ZHANG Jian Jun (CHN)							

TEAM AND PLAYER PERFORMANCES

Won Pts	Total Atts	No Name	Scoring Skill	Won Pts	Total Atts	No Name
32	103	Total Team	Attack	44	96	Total Team
8	21	5 IL'INA Yulia		8	16	16 QI Jianhua
10	28	4 IL'INA Olga		10	22	9 WANG Li
8	25	3 MAKHNO Lesya		10	24	10 LI Juan
4	29	Total Team	Block	11	33	Total Team
3	5	4 IL'INA Olga		4	9	17 YANG Jie
1	7	2 SVIRINA Tatiana		2	8	5 HU Ying
2	55	Total Team	Serve	2	6	10 LI Juan
2	12	2 SVIRINA Tatiana		3	74	Total Team
				1	15	14 LIU Tingting
16		Total Team	Opp Error	1	14	17 YANG Jie
54	187	Total Team		1	11	9 WANG Li
				17		Total Team
			Total	75	203	Total Team
13	40	4 IL'INA Olga	Best Scorer	12	40	10 LI Juan

Legend :
 ■ Starting line-up / Formation initiale □ Substitute / Replacement Pts Points scored L Libero Player
 Opp Opponent Atts Attempts

Signed by VIS: _____

Signed by: _____



P-3

RUS vs CHN
0 vs 3

Match : 124 Date : 29/08/2003 Spectators : 500
City : Daegu, Korea
Hall : Daegu Gymnasium
Match duration : Start : 17:35 End : 18:41 Total : 1:06

Teams	Sets	1	2	3	4	5	Total
RUS	0	18	22	14			54
CHN	3	25	25	25			75
Set duration		0:19	0:23	0:18			1:00

Referees : STAHL JR Ronald (USA) & POLLOCK Elizabeth (AUS)

RUS • Russian Federation

Scoring Skills	Rk	No	Name	Succ.	Faults	Cont.	Total Atts	Note
ATTACK	1	5	IL'INA Yulia	8	3	10	21	38.10
	2	4	IL'INA Olga	10	3	15	28	35.71
	3	3	MAKHNO Lesya	8	5	12	25	32.00
	4	9	LISOVSKAYA Elena	6	3	11	20	30.00
	-	8	BURTSEVA Nadezda	-	-	-	-	-
	-	10	IACHTCHOUK Natalia	-	-	-	-	-
	-	12	IVANOVA Irina	-	-	-	-	-
	-	11	KRIVTSOVA NATALIA	-	-	-	-	-
	-	6	KUDRYAVTSEVA Oxana	-	-	-	-	-
	-	7	KURASHOVA Natalia	-	-	-	-	-
Succ. %	-	1	LOBANOVA Ekaterina	-	-	-	-	-
Limit : 15%	-	2	SVIRINA Tatiana	-	-	-	-	-
Total Team				32	14	48	94	34.04
BLOCK	1	4	IL'INA Olga	3	1	1	5	1.00
	2	2	SVIRINA Tatiana	1	2	4	7	0.33
	-	10	IACHTCHOUK Natalia	-	2	4	6	-
	-	3	MAKHNO Lesya	-	3	2	5	-
	-	5	IL'INA Yulia	-	-	3	3	-
	-	9	LISOVSKAYA Elena	-	-	3	3	-
	-	8	BURTSEVA Nadezda	-	-	-	-	-
	-	12	IVANOVA Irina	-	-	-	-	-
	-	11	KRIVTSOVA NATALIA	-	-	-	-	-
	-	6	KUDRYAVTSEVA Oxana	-	-	-	-	-
Avg. by Set	-	7	KURASHOVA Natalia	-	-	-	-	-
-	1	LOBANOVA Ekaterina	-	-	-	-	-	
Total Team				4	8	17	29	1.33
SERVE	1	2	SVIRINA Tatiana	2	-	10	12	0.67
	-	9	LISOVSKAYA Elena	-	1	8	9	-
	-	3	MAKHNO Lesya	-	-	9	9	-
	-	4	IL'INA Olga	-	2	5	7	-
	-	5	IL'INA Yulia	-	3	4	7	-
	-	1	LOBANOVA Ekaterina	-	-	5	5	-
	-	10	IACHTCHOUK Natalia	-	-	4	4	-
	-	11	KRIVTSOVA NATALIA	-	-	2	2	-
	-	8	BURTSEVA Nadezda	-	-	-	-	-
	-	12	IVANOVA Irina	-	-	-	-	-
Avg. by Set	-	6	KUDRYAVTSEVA Oxana	-	-	-	-	-
-	7	KURASHOVA Natalia	-	-	-	-	-	
Total Team				2	6	47	55	0.67



P-3

RUS vs CHN
0 vs 3

Match : 124 Date : 29/08/2003 Spectators : 500
City : Daegu, Korea
Hall : Daegu Gymnasium
Match duration : Start : 17:35 End : 18:41 Total : 1:06

Teams	Sets	1	2	3	4	5	Total
RUS	0	18	22	14			54
CHN	3	25	25	25			75
Set duration		0:19	0:23	0:18			1:00

Referees : STAHL JR Ronald (USA) & POLLOCK Elizabeth (AUS)

RUS • Russian Federation

Non Scoring Skills	Rk	No	Name	Excellent	Faults	Cont.	Total Atts	Note
DIG	1	8	BURTSEVA Nadezda	1	1	14	16	0.33
	2	4	IL'INA Olga	1	3	5	9	0.33
	-	2	SVIRINA Tatiana	-	5	6	11	-
	-	3	MAKHNO Lesya	-	3	7	10	-
	-	9	LISOVSKAYA Elena	-	1	5	6	-
	-	10	IACHTCHOUK Natalia	-	2	2	4	-
	-	5	IL'INA Yulia	-	1	3	4	-
	-	1	LOBANOVA Ekaterina	-	-	4	4	-
	-	12	IVANOVA Irina	-	-	-	-	-
	-	11	KRIVTSOVA NATALIA	-	-	-	-	-
	-	6	KUDRYAVTSEVA Oxana	-	-	-	-	-
	-	7	KURASHOVA Natalia	-	-	-	-	-
Avg. by Set								
Total Team				2	16	46	64	0.67
SET	1	2	SVIRINA Tatiana	28	-	54	82	9.33
	2	5	IL'INA Yulia	3	-	2	5	1.00
	3	8	BURTSEVA Nadezda	1	-	1	2	0.33
	-	3	MAKHNO Lesya	-	-	4	4	-
	-	9	LISOVSKAYA Elena	-	1	2	3	-
	-	4	IL'INA Olga	-	-	2	2	-
	-	10	IACHTCHOUK Natalia	-	1	-	1	-
	-	11	KRIVTSOVA NATALIA	-	-	1	1	-
	-	12	IVANOVA Irina	-	-	-	-	-
	-	6	KUDRYAVTSEVA Oxana	-	-	-	-	-
	-	7	KURASHOVA Natalia	-	-	-	-	-
	-	1	LOBANOVA Ekaterina	-	-	-	-	-
Avg. by Set								
Total Team				32	2	66	100	10.67
RECEPTION	1	8	BURTSEVA Nadezda	7	1	12	20	35.00
	2	4	IL'INA Olga	1	1	17	19	5.26
	-	10	IACHTCHOUK Natalia	-	-	-	-	-
	-	5	IL'INA Yulia	-	-	-	-	-
	-	12	IVANOVA Irina	-	-	-	-	-
	-	11	KRIVTSOVA NATALIA	-	-	-	-	-
	-	6	KUDRYAVTSEVA Oxana	-	-	-	-	-
	-	7	KURASHOVA Natalia	-	-	-	-	-
	-	9	LISOVSKAYA Elena	-	-	-	-	-
	-	1	LOBANOVA Ekaterina	-	-	-	-	-
	-	3	MAKHNO Lesya	-	-	-	-	-
	-	2	SVIRINA Tatiana	-	-	-	-	-
Succ. %								
Limit : 25.00%								
Total Team				8	2	29	39	21.00



P-3

RUS vs CHN
0 vs 3

Match : 124 Date : 29/08/2003 Spectators : 500
City : Daegu, Korea
Hall : Daegu Gymnasium
Match duration : Start : 17:35 End : 18:41 Total : 1:06

Teams	Sets	1	2	3	4	5	Total
RUS	0	18	22	14			54
CHN	3	25	25	25			75
Set duration		0:19	0:23	0:18			1:00

Referees : STAHL JR Ronald (USA) & POLLOCK Elizabeth (AUS)

CHN • China

Scoring Skills	Rk	No	Name	Succ.	Faults	Cont.	Total Atts	Note	
ATTACK	1	16	QI Jianhua	8	4	4	16	50.00	
	2	9	WANG Li	10	4	8	22	45.45	
	3	10	LI Juan	10	2	12	24	41.67	
	4	17	YANG Jie	7	-	12	19	36.84	
	-	5	HU Ying	-	-	-	-	-	
	-	2	JU Shen	-	-	-	-	-	
	-	14	LIU Tingting	-	-	-	-	-	
	-	3	LIU Wei	-	-	-	-	-	
	-	11	MA Xiaoting	-	-	-	-	-	
	Succ. %	-	1	XIAO Xiuping	-	-	-	-	-
	Limit : 15%	-	4	YANG Guiru	-	-	-	-	-
	-	-	12	ZHOU Jing	-	-	-	-	-
Total Team				35	10	36	81	43.21	
BLOCK	1	17	YANG Jie	4	2	3	9	1.33	
	2	5	HU Ying	2	-	6	8	0.67	
	3	10	LI Juan	2	3	1	6	0.67	
	4	16	QI Jianhua	2	-	2	4	0.67	
	5	14	LIU Tingting	1	3	2	6	0.33	
	-	2	JU Shen	-	-	-	-	-	
	-	3	LIU Wei	-	-	-	-	-	
	-	11	MA Xiaoting	-	-	-	-	-	
	-	9	WANG Li	-	-	-	-	-	
	-	1	XIAO Xiuping	-	-	-	-	-	
	-	4	YANG Guiru	-	-	-	-	-	
	-	12	ZHOU Jing	-	-	-	-	-	
Total Team				11	8	14	33	3.67	
SERVE	1	14	LIU Tingting	1	2	12	15	0.33	
	2	17	YANG Jie	1	-	13	14	0.33	
	3	9	WANG Li	1	-	10	11	0.33	
	-	16	QI Jianhua	-	1	12	13	-	
	-	5	HU Ying	-	1	10	11	-	
	-	10	LI Juan	-	2	8	10	-	
	-	2	JU Shen	-	-	-	-	-	
	-	3	LIU Wei	-	-	-	-	-	
	-	11	MA Xiaoting	-	-	-	-	-	
	-	1	XIAO Xiuping	-	-	-	-	-	
	-	4	YANG Guiru	-	-	-	-	-	
	-	12	ZHOU Jing	-	-	-	-	-	
Total Team				3	6	65	74	1.00	



P-3

RUS vs CHN
0 vs 3

Match : 124 Date : 29/08/2003 Spectators : 500
City : Daegu, Korea
Hall : Daegu Gymnasium
Match duration : Start : 17:35 End : 18:41 Total : 1:06

Teams	Sets	1	2	3	4	5	Total
RUS	0	18	22	14			54
CHN	3	25	25	25			75
Set duration		0:19	0:23	0:18			1:00

Referees : STAHL JR Ronald (USA) & POLLOCK Elizabeth (AUS)

CHN • China

Non Scoring Skills	Rk	No	Name	Excellent	Faults	Cont.	Total Atts	Note
DIG	1	14	LIU Tingting	1	4	6	11	0.33
	2	2	JU Shen	1	-	7	8	0.33
	3	16	QI Jianhua	1	-	6	7	0.33
	-	17	YANG Jie	-	1	11	12	-
	-	9	WANG Li	-	1	9	10	-
	-	10	LI Juan	-	1	6	7	-
	-	5	HU Ying	-	2	4	6	-
	-	3	LIU Wei	-	-	-	-	-
	-	11	MA Xiaoting	-	-	-	-	-
	-	1	XIAO Xiuping	-	-	-	-	-
	-	4	YANG Guiru	-	-	-	-	-
	-	12	ZHOU Jing	-	-	-	-	-
Total Team				3	9	49	61	1.00
SET	1	14	LIU Tingting	36	1	38	75	12.00
	2	16	QI Jianhua	1	1	5	7	0.33
	3	10	LI Juan	1	-	2	3	0.33
	-	17	YANG Jie	-	-	3	3	-
	-	5	HU Ying	-	-	1	1	-
	-	2	JU Shen	-	-	1	1	-
	-	3	LIU Wei	-	-	-	-	-
	-	11	MA Xiaoting	-	-	-	-	-
	-	9	WANG Li	-	-	-	-	-
	-	1	XIAO Xiuping	-	-	-	-	-
	-	4	YANG Guiru	-	-	-	-	-
	-	12	ZHOU Jing	-	-	-	-	-
Total Team				38	2	50	90	12.67
RECEPTION	1	2	JU Shen	4	1	14	19	21.05
	-	5	HU Ying	-	-	-	-	-
	-	10	LI Juan	-	-	-	-	-
	-	14	LIU Tingting	-	-	-	-	-
	-	3	LIU Wei	-	-	-	-	-
	-	11	MA Xiaoting	-	-	-	-	-
	-	16	QI Jianhua	-	-	-	-	-
	-	9	WANG Li	-	-	-	-	-
	-	1	XIAO Xiuping	-	-	-	-	-
	-	4	YANG Guiru	-	-	-	-	-
	-	17	YANG Jie	-	-	-	-	-
	-	12	ZHOU Jing	-	-	-	-	-
Total Team				4	1	14	19	21.00
Succ. %								
Limit : 25.00%								



Women's Volleyball

PRELIMINARY ROUND - A

Rank	Team	No of Match	Match			Sets			Points		
			Won	Lost	Point	Won	Lost	Ratio	Won	Lost	Ratio
1	ESP	3	3	0	6	9	0	MAX	230	146	1.575
2	KOR	3	2	1	5	6	4	1.500	223	205	1.088
3	CAN	3	1	2	4	4	6	0.667	216	206	1.049
4	HKG	3	0	3	3	0	9	0.000	113	225	0.502

PRELIMINARY ROUND - B

Rank	Team	No of Match	Match			Sets			Points		
			Won	Lost	Point	Won	Lost	Ratio	Won	Lost	Ratio
1	UKR	4	4	0	8	12	2	6.000	326	238	1.370
2	CHN	4	3	1	7	11	3	3.667	334	210	1.590
3	ITA	4	2	2	6	6	7	0.857	267	291	0.918
4	MEX	4	1	3	5	4	10	0.400	274	330	0.830
5	GRE	4	0	4	4	1	12	0.083	190	322	0.590

PRELIMINARY ROUND - C

Rank	Team	No of Match	Match			Sets			Points		
			Won	Lost	Point	Won	Lost	Ratio	Won	Lost	Ratio
1	FRA	4	4	0	8	12	2	6.000	333	258	1.291
2	RUS	4	3	1	7	9	3	3.000	281	185	1.519
3	AUS	4	2	2	6	8	6	1.333	314	269	1.167
4	GBR	4	1	3	5	3	11	0.273	217	319	0.680
5	ALG	4	0	4	4	2	12	0.167	217	331	0.656

PRELIMINARY ROUND - D

Rank	Team	No of Match	Match			Sets			Points		
			Won	Lost	Point	Won	Lost	Ratio	Won	Lost	Ratio
1	THA	4	4	0	8	12	3	4.000	358	237	1.511
2	TPE	4	3	1	7	10	4	2.500	327	235	1.391
3	JPN	4	2	2	6	9	6	1.500	342	265	1.291
4	NZL	4	1	3	5	3	9	0.333	170	294	0.578
5	RSA	4	0	4	4	0	12	0.000	138	304	0.454



P-2

CHN vs TPE
3 vs 0

Match : 137 Date : 30/08/2003 Spectators : 1,500
City : Daegu, Korea
Hall : Daegu Gymnasium
Match duration : Start : 15:00 End : 16:07 Total : 1:07

Teams	Sets	1	2	3	4	5	Total
CHN	3	25	25	25			75
TPE	0	11	16	19			46
Set duration		0:18	0:20	0:23			1:01

Referees : YOU Myung Hyun (KOR) & NEDERHOED Koos (NED)

CHN ◆ China							
No	Name	1	2	3	4	5	Pts
1	XIAO Xiuping						0
2	L JU Shen	L	L	L			0
3	LIU Wei						0
4	YANG Guiru						0
5	HU Ying	■	■	■			14
9	WANG Li	■	■	■			5
10	LI Juan	■	■	■			15
11	MA Xiaoting						0
12	ZHOU Jing						0
14	LIU Tingting	■	■	■			4
16	QI Jianhua	■	■	■			8
17	YANG Jie	■	■	■			11
Coach : XING Chungui (CHN)							
Assistant : ZHANG Jian Jun (CHN)							

TPE ◆ Chinese Taipei							
No	Name	1	2	3	4	5	Pts
2	SZU Hui-Fang		□	□	■		6
3	TENG Yen-Min			□			0
5	LIU Li-Fang		■	■	■		3
6	CHEN Mei-Ching		■	■	■		5
7	CHEN Meng-Li		■	■	■		1
8	L CHEN Chia-Chi		L	L	L		0
9	LIAO Wan-Ju		□		□		0
10	CHANG Hui-Min		■	■	■		7
11	SHIN Yen Fei				□		0
12	LIN Wen-Yu			■			1
14	KUO Nai-Han		■	■			3
15	WU Hsiao-Li		■	□	■		0
Coach : LIN Chau-Mou (TPE)							
Assistant : YU Ching-Fang (TPE)							

TEAM AND PLAYER PERFORMANCES

Won Pts	Total Atts	No Name	Scoring Skill	Won Pts	Total Atts	No Name
48	102	Total Team	Attack	23	105	Total Team
13	19	5 HU Ying		6	22	2 SZU Hui-Fang
11	20	17 YANG Jie		7	29	10 CHANG Hui-Min
11	27	10 LI Juan		2	27	5 LIU Li-Fang
6	35	Total Team	Block	1	22	Total Team
3	9	10 LI Juan		1	5	14 KUO Nai-Han
2	6	14 LIU Tingting				
3	73	Total Team	Serve	2	47	Total Team
2	10	16 QI Jianhua		1	6	5 LIU Li-Fang
1	11	10 LI Juan		1	3	12 LIN Wen-Yu
18		Total Team	Opp Error	20		Total Team
75	210	Total Team		Total	46	174
15	47	10 LI Juan	Best Scorer	7	37	10 CHANG Hui-Min

Legend :
 ■ Starting line-up / Formation initiale □ Substitute / Replacement Pts Points scored L Libero Player
 Opp Opponent Atts Attempts

Signed by VIS: _____

Signed by: _____





P-3

CHN vs TPE
3 vs 0

Match : 137 Date : 30/08/2003 Spectators : 1,500
City : Daegu, Korea
Hall : Daegu Gymnasium
Match duration : Start : 15:00 End : 16:07 Total : 1:07

Teams	Sets	1	2	3	4	5	Total
CHN	3	25	25	25			75
TPE	0	11	16	19			46
Set duration		0:18	0:20	0:23			1:01

Referees : YOU Myung Hyun (KOR) & NEDERHOED Koos (NED)

CHN • China

Scoring Skills	Rk	No	Name	Succ.	Faults	Cont.	Total Atts	Note	
ATTACK	1	5	HU Ying	13	3	3	19	68.42	
	2	17	YANG Jie	11	-	9	20	55.00	
	3	10	LI Juan	11	3	13	27	40.74	
	4	9	WANG Li	5	2	12	19	26.32	
	-	2	JU Shen	-	-	-	-	-	
	-	14	LIU Tingting	-	-	-	-	-	
	-	3	LIU Wei	-	-	-	-	-	
	-	11	MA Xiaoting	-	-	-	-	-	
	-	16	QI Jianhua	-	-	-	-	-	
	Succ. %	-	1	XIAO Xiuping	-	-	-	-	-
	Limit : 15%	-	4	YANG Guiru	-	-	-	-	-
	-	-	12	ZHOU Jing	-	-	-	-	-
Total Team				40	8	37	85	47.06	
BLOCK	1	10	LI Juan	3	4	2	9	1.00	
	2	14	LIU Tingting	2	2	2	6	0.67	
	3	5	HU Ying	1	3	4	8	0.33	
	-	17	YANG Jie	-	-	5	5	-	
	-	9	WANG Li	-	1	3	4	-	
	-	16	QI Jianhua	-	2	1	3	-	
	-	2	JU Shen	-	-	-	-	-	
	-	3	LIU Wei	-	-	-	-	-	
	-	11	MA Xiaoting	-	-	-	-	-	
	-	1	XIAO Xiuping	-	-	-	-	-	
	-	4	YANG Guiru	-	-	-	-	-	
	-	12	ZHOU Jing	-	-	-	-	-	
Total Team				6	12	17	35	2.00	
SERVE	1	16	QI Jianhua	2	2	6	10	0.67	
	2	10	LI Juan	1	2	8	11	0.33	
	-	14	LIU Tingting	-	2	15	17	-	
	-	9	WANG Li	-	-	14	14	-	
	-	17	YANG Jie	-	-	14	14	-	
	-	5	HU Ying	-	-	7	7	-	
	-	2	JU Shen	-	-	-	-	-	
	-	3	LIU Wei	-	-	-	-	-	
	-	11	MA Xiaoting	-	-	-	-	-	
	-	1	XIAO Xiuping	-	-	-	-	-	
	-	4	YANG Guiru	-	-	-	-	-	
	-	12	ZHOU Jing	-	-	-	-	-	
Total Team				3	6	64	73	1.00	



P-3

CHN vs TPE
3 vs 0

Match : 137 Date : 30/08/2003 Spectators : 1,500
City : Daegu, Korea
Hall : Daegu Gymnasium
Match duration : Start : 15:00 End : 16:07 Total : 1:07

Teams	Sets	1	2	3	4	5	Total
CHN	3	25	25	25			75
TPE	0	11	16	19			46
Set duration		0:18	0:20	0:23			1:01

Referees : YOU Myung Hyun (KOR) & NEDERHOED Koos (NED)

CHN • China

Non Scoring Skills	Rk	No	Name	Excellent	Faults	Cont.	Total Atts	Note
DIG	1	17	YANG Jie	1	-	11	12	0.33
	2	14	LIU Tingting	1	1	7	9	0.33
	3	16	QI Jianhua	1	1	5	7	0.33
	-	10	LI Juan	-	1	12	13	-
	-	5	HU Ying	-	-	11	11	-
	-	2	JU Shen	-	1	9	10	-
	-	9	WANG Li	-	-	7	7	-
	-	3	LIU Wei	-	-	-	-	-
	-	11	MA Xiaoting	-	-	-	-	-
	-	1	XIAO Xiuping	-	-	-	-	-
	-	4	YANG Guiru	-	-	-	-	-
	-	12	ZHOU Jing	-	-	-	-	-
Total Team				3	4	62	69	1.00
SET	1	14	LIU Tingting	41	2	42	85	13.67
	2	16	QI Jianhua	4	-	5	9	1.33
	-	10	LI Juan	-	-	2	2	-
	-	17	YANG Jie	-	-	1	1	-
	-	5	HU Ying	-	-	-	-	-
	-	2	JU Shen	-	-	-	-	-
	-	3	LIU Wei	-	-	-	-	-
	-	11	MA Xiaoting	-	-	-	-	-
	-	9	WANG Li	-	-	-	-	-
	-	1	XIAO Xiuping	-	-	-	-	-
	-	4	YANG Guiru	-	-	-	-	-
	-	12	ZHOU Jing	-	-	-	-	-
Total Team				45	2	50	97	15.00
RECEPTION	1	17	YANG Jie	8	-	5	13	61.54
	2	2	JU Shen	3	1	9	13	23.08
	-	5	HU Ying	-	-	-	-	-
	-	10	LI Juan	-	-	-	-	-
	-	14	LIU Tingting	-	-	-	-	-
	-	3	LIU Wei	-	-	-	-	-
	-	11	MA Xiaoting	-	-	-	-	-
	-	16	QI Jianhua	-	-	-	-	-
	-	9	WANG Li	-	-	-	-	-
	-	1	XIAO Xiuping	-	-	-	-	-
	-	4	YANG Guiru	-	-	-	-	-
	-	12	ZHOU Jing	-	-	-	-	-
Total Team				11	1	14	26	42.00
Succ. %								
Limit : 25.00%								



P-3

CHN vs TPE
3 vs 0

Match : 137 Date : 30/08/2003 Spectators : 1,500
City : Daegu, Korea
Hall : Daegu Gymnasium
Match duration : Start : 15:00 End : 16:07 Total : 1:07

Teams	Sets	1	2	3	4	5	Total
CHN	3	25	25	25			75
TPE	0	11	16	19			46
Set duration		0:18	0:20	0:23			1:01

Referees : YOU Myung Hyun (KOR) & NEDERHOED Koos (NED)

TPE • Chinese Taipei

Scoring Skills	Rk	No	Name	Succ.	Faults	Cont.	Total Atts	Note	
ATTACK	1	2	SZU Hui-Fang	6	2	14	22	27.27	
	2	10	CHANG Hui-Min	7	4	18	29	24.14	
	3	5	LIU Li-Fang	2	5	20	27	7.41	
	-	8	CHEN Chia-Chi	-	-	-	-	-	
	-	6	CHEN Mei-Ching	-	-	-	-	-	
	-	7	CHEN Meng-Li	-	-	-	-	-	
	-	14	KUO Nai-Han	-	-	-	-	-	
	-	9	LIAO Wan-Ju	-	-	-	-	-	
	-	12	LIN Wen-Yu	-	-	-	-	-	
	Succ. %	-	11	SHIN Yen Fei	-	-	-	-	-
	Limit : 15%	-	3	TENG Yen-Min	-	-	-	-	-
-	-	15	WU Hsiao-Li	-	-	-	-	-	
Total Team				15	11	52	78	19.23	
BLOCK	1	14	KUO Nai-Han	1	2	2	5	0.33	
	-	7	CHEN Meng-Li	-	1	4	5	-	
	-	2	SZU Hui-Fang	-	1	3	4	-	
	-	6	CHEN Mei-Ching	-	3	-	3	-	
	-	15	WU Hsiao-Li	-	-	3	3	-	
	-	10	CHANG Hui-Min	-	-	1	1	-	
	-	5	LIU Li-Fang	-	-	1	1	-	
	-	8	CHEN Chia-Chi	-	-	-	-	-	
	-	9	LIAO Wan-Ju	-	-	-	-	-	
	-	12	LIN Wen-Yu	-	-	-	-	-	
	Avg. by Set	-	11	SHIN Yen Fei	-	-	-	-	-
-	-	3	TENG Yen-Min	-	-	-	-	-	
Total Team				1	7	14	22	0.33	
SERVE	1	5	LIU Li-Fang	1	1	4	6	0.33	
	2	12	LIN Wen-Yu	1	1	1	3	0.33	
	-	10	CHANG Hui-Min	-	-	7	7	-	
	-	6	CHEN Mei-Ching	-	-	7	7	-	
	-	7	CHEN Meng-Li	-	-	7	7	-	
	-	2	SZU Hui-Fang	-	-	6	6	-	
	-	15	WU Hsiao-Li	-	1	4	5	-	
	-	14	KUO Nai-Han	-	1	1	2	-	
	-	11	SHIN Yen Fei	-	-	2	2	-	
	-	9	LIAO Wan-Ju	-	-	1	1	-	
	-	3	TENG Yen-Min	-	-	1	1	-	
	-	-	8	CHEN Chia-Chi	-	-	-	-	-
	Total Team				2	4	41	47	0.67



P-3

CHN vs TPE
3 vs 0

Match : 137 Date : 30/08/2003 Spectators : 1,500
City : Daegu, Korea
Hall : Daegu Gymnasium
Match duration : Start : 15:00 End : 16:07 Total : 1:07

Teams	Sets	1	2	3	4	5	Total
CHN	3	25	25	25			75
TPE	0	11	16	19			46
Set duration		0:18	0:20	0:23			1:01

Referees : YOU Myung Hyun (KOR) & NEDERHOED Koos (NED)

TPE • Chinese Taipei

Non Scoring Skills	Rk	No	Name	Excellent	Faults	Cont.	Total Atts	Note
DIG	1	8	CHEN Chia-Chi	1	1	12	14	0.33
	-	10	CHANG Hui-Min	-	1	10	11	-
	-	5	LIU Li-Fang	-	3	7	10	-
	-	15	WU Hsiao-Li	-	2	7	9	-
	-	2	SZU Hui-Fang	-	1	6	7	-
	-	6	CHEN Mei-Ching	-	-	3	3	-
	-	14	KUO Nai-Han	-	3	-	3	-
	-	12	LIN Wen-Yu	-	2	1	3	-
	-	11	SHIN Yen Fei	-	1	2	3	-
	-	7	CHEN Meng-Li	-	-	2	2	-
	-	9	LIAO Wan-Ju	-	-	-	-	-
	-	3	TENG Yen-Min	-	-	-	-	-
	Avg. by Set							
Total Team				1	14	50	65	0.33
SET	1	15	WU Hsiao-Li	14	1	47	62	4.67
	2	12	LIN Wen-Yu	7	1	18	26	2.33
	3	10	CHANG Hui-Min	1	-	2	3	0.33
	4	5	LIU Li-Fang	1	-	1	2	0.33
	-	14	KUO Nai-Han	-	-	6	6	-
	-	2	SZU Hui-Fang	-	-	5	5	-
	-	8	CHEN Chia-Chi	-	-	3	3	-
	-	7	CHEN Meng-Li	-	1	1	2	-
	-	6	CHEN Mei-Ching	-	-	1	1	-
	-	9	LIAO Wan-Ju	-	-	-	-	-
	-	11	SHIN Yen Fei	-	-	-	-	-
	-	3	TENG Yen-Min	-	-	-	-	-
	Avg. by Set							
Total Team				23	3	84	110	7.67
RECEPTION	1	8	CHEN Chia-Chi	7	-	18	25	28.00
	-	10	CHANG Hui-Min	-	-	-	-	-
	-	6	CHEN Mei-Ching	-	-	-	-	-
	-	7	CHEN Meng-Li	-	-	-	-	-
	-	14	KUO Nai-Han	-	-	-	-	-
	-	9	LIAO Wan-Ju	-	-	-	-	-
	-	12	LIN Wen-Yu	-	-	-	-	-
	-	5	LIU Li-Fang	-	-	-	-	-
	-	11	SHIN Yen Fei	-	-	-	-	-
	-	2	SZU Hui-Fang	-	-	-	-	-
	-	3	TENG Yen-Min	-	-	-	-	-
	-	15	WU Hsiao-Li	-	-	-	-	-
	Succ. %							
Limit : 25.00%								
Total Team				7	0	18	25	28.00

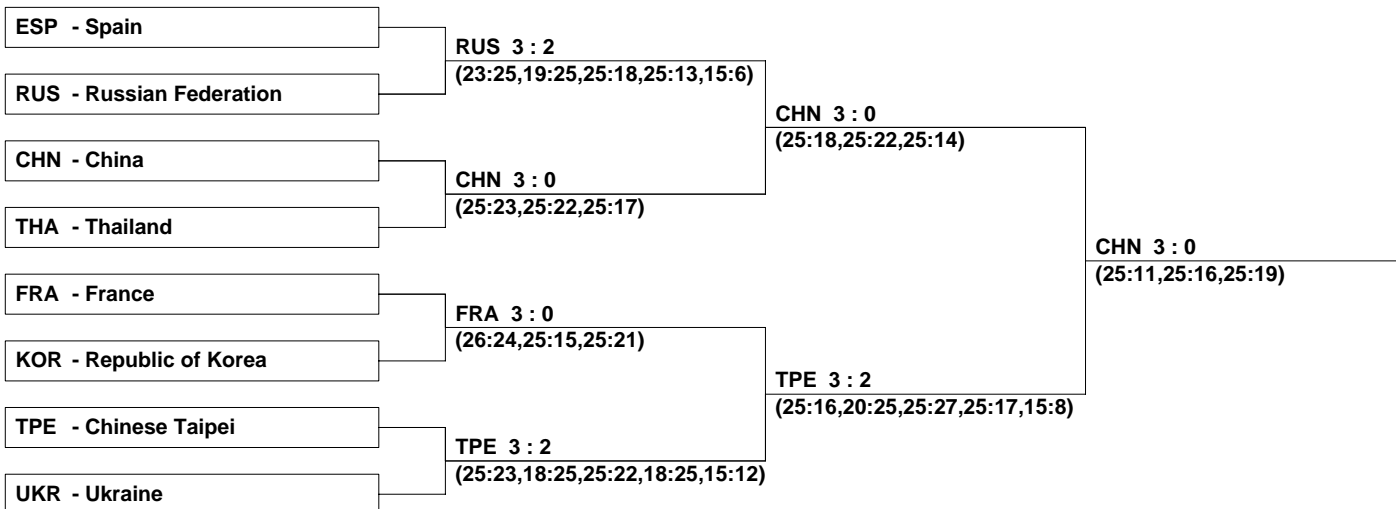


Women's Volleyball

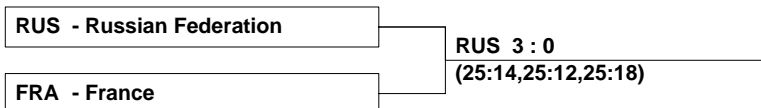
Quarter Final

Semi Final

Final

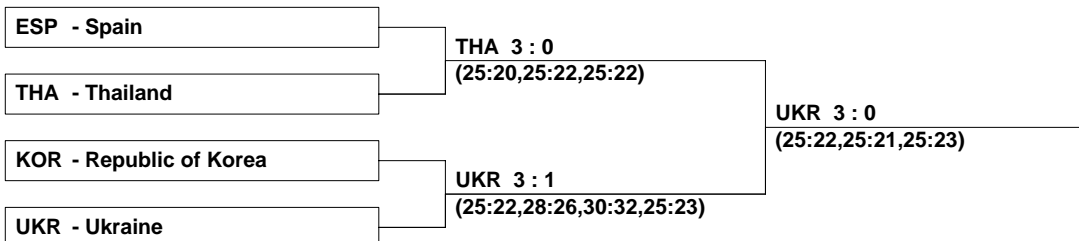


Playoff 3/4

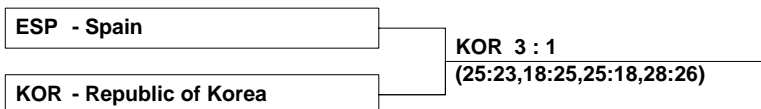


Playoff 5/8

Playoff 5/6



Playoff 7/8






Women's Volleyball

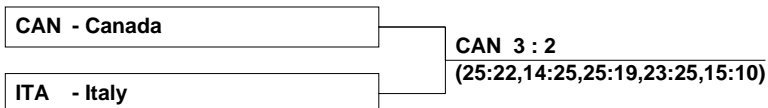
Playoff 9/16

Playoff 9/12

Playoff 9/10

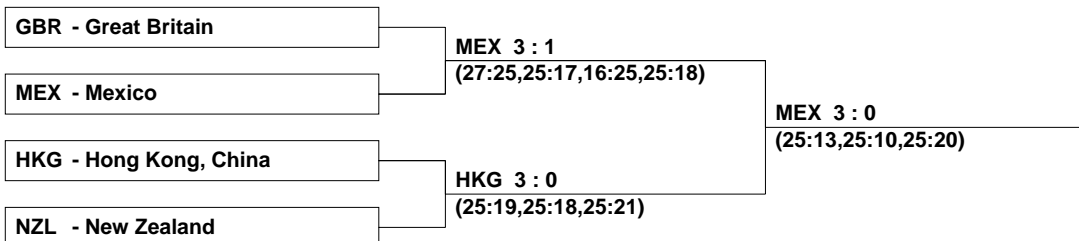


Playoff 11/12

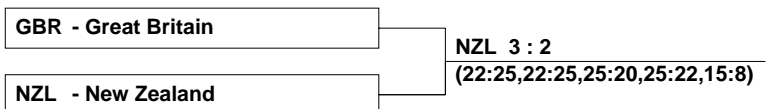


Playoff 13/16

Playoff 13/14

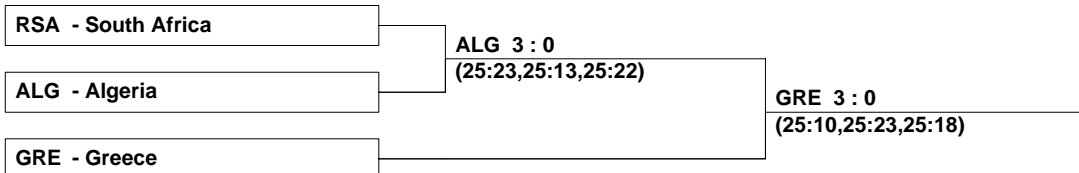


Playoff 15/16



Playoff 17/20

Playoff 17/18





P-2

FRA vs TPE
2 vs 3

Match : 129 Date : 29/08/2003 Spectators : 300
City : Daegu, Korea
Hall : Daegu Gymnasium
Match duration : Start : 19:20 End : 21:10 Total : 1:50

Teams	Sets	1	2	3	4	5	Total
FRA	2	16	25	27	17	8	93
TPE	3	25	20	25	25	15	110
Set duration		0:18	0:23	0:27	0:19	0:11	1:38

Referees : SCHLAEPFER Anthony (NZL) & LAZREUG Mohamed Badr (ALG)

FRA ♦ France							
No	Name	1	2	3	4	5	Pts
1	SYREN Audrey	<input type="checkbox"/>	■	■	■	■	0
2	LIENARD Severine	■	■	■	■	■	17
3	LOZANCIC Jelena	■	■	■	■	■	13
4	URIOS Sandra	■	■	■	■	■	17
5	COLACIURI Nadege				<input type="checkbox"/>	<input type="checkbox"/>	1
6	L BOUSQUET Marielle	L	L	L	L	L	0
7	RYBACZEWSKI Anna	■	■				7
8	SOLLARD Paucine						0
9	CARDASSAY Corinne	■	■	■	■	■	10
10	VOLLE Stephanie	■					0
11	GIAOUI Deborah		<input type="checkbox"/>				0
12	ANDRIEUX Amme	<input type="checkbox"/>	■	■	■	■	4
Coach : BAI Jue Gang (FRA)							
Assistant : THIBAUT Philippe (FRA)							

TPE ♦ Chinese Taipei							
No	Name	1	2	3	4	5	Pts
2	SZU Hui-Fang			<input type="checkbox"/>			0
3	TENG Yen-Min			<input type="checkbox"/>			0
5	LIU Li-Fang	■	■	■	■	■	18
6	CHEN Mei-Ching	■	■	■	■	■	13
7	CHEN Meng-Li	■	■	■	■	■	6
8	L CHEN Chia-Chi	L	L	L	L	L	0
9	LIAO Wan-Ju						0
10	CHANG Hui-Min	■	■	■	■	■	23
11	SHIN Yen Fei			<input type="checkbox"/>	<input type="checkbox"/>		0
12	LIN Wen-Yu						0
14	KUO Nai-Han	■	■	■	■	■	14
15	WU Hsiao-Li	■	■	■	■	■	2
Coach : LIN Chau-Mou (TPE)							
Assistant : YU Ching-Fang (TPE)							

TEAM AND PLAYER PERFORMANCES

Won Pts	Total Atts	No Name	Scoring Skill	Won Pts	Total Atts	No Name
57	173	Total Team	Attack	63	185	Total Team
15	46	4 URIOS Sandra		23	58	10 CHANG Hui-Min
15	51	2 LIENARD Severine		10	30	14 KUO Nai-Han
9	76	Total Team	Block	9	59	Total Team
3	20	9 CARDASSAY Corinne		5	24	6 CHEN Mei-Ching
2	6	12 ANDRIEUX Amme		3	12	14 KUO Nai-Han
1	18	3 LOZANCIC Jelena	1	6	5 LIU Li-Fang	
3	93	Total Team	Serve	4	110	Total Team
1	24	2 LIENARD Severine		1	27	7 CHEN Meng-Li
1	17	4 URIOS Sandra		1	19	5 LIU Li-Fang
1	9	12 ANDRIEUX Amme	1	16	14 KUO Nai-Han	
24		Total Team	Opp Error	34		Total Team
93	342	Total Team		Total	110	354
17	73	4 URIOS Sandra	Best Scorer	23	75	10 CHANG Hui-Min

Legend :
 ■ Starting line-up / Formation initiale Substitute / Replacement Pts Points scored L Libero Player
 Opp Opponent Atts Attempts

Signed by VIS: _____

Signed by: _____



P-3

FRA vs TPE
2 vs 3

Match : 129 Date : 29/08/2003 Spectators : 300
City : Daegu, Korea
Hall : Daegu Gymnasium
Match duration : Start : 19:20 End : 21:10 Total : 1:50

Teams	Sets	1	2	3	4	5	Total
FRA	2	16	25	27	17	8	93
TPE	3	25	20	25	25	15	110
Set duration		0:18	0:23	0:27	0:19	0:11	1:38

Referees : SCHLAEPFER Anthony (NZL) & LAZREUG Mohamed Badr (ALG)

FRA • France

Scoring Skills	Rk	No	Name	Succ.	Faults	Cont.	Total Atts	Note
ATTACK	1	4	URIOS Sandra	15	7	24	46	32.61
	2	2	LIENARD Severine	15	7	29	51	29.41
	-	12	ANDRIEUX Amme	-	-	-	-	-
	-	6	BOUSQUET Marielle	-	-	-	-	-
	-	9	CARDASSAY Corinne	-	-	-	-	-
	-	5	COLACIURI Nadege	-	-	-	-	-
	-	11	GIAOUI Deborah	-	-	-	-	-
	-	3	LOZANCIC Jelena	-	-	-	-	-
	-	7	RYBACZEWSKI Anna	-	-	-	-	-
	-	8	SOLLARD Paucine	-	-	-	-	-
Succ. %	-	1	SYREN Audrey	-	-	-	-	-
Limit : 15%	-	10	VOLLE Stephanie	-	-	-	-	-
Total Team				30	14	53	97	30.93
BLOCK	1	9	CARDASSAY Corinne	3	6	11	20	0.60
	2	12	ANDRIEUX Amme	2	3	1	6	0.40
	3	3	LOZANCIC Jelena	1	6	11	18	0.20
	4	4	URIOS Sandra	1	3	6	10	0.20
	5	7	RYBACZEWSKI Anna	1	4	2	7	0.20
	6	2	LIENARD Severine	1	2	2	5	0.20
	-	1	SYREN Audrey	-	3	4	7	-
	-	5	COLACIURI Nadege	-	1	1	2	-
	-	10	VOLLE Stephanie	-	-	1	1	-
	-	6	BOUSQUET Marielle	-	-	-	-	-
Avg. by Set	-	11	GIAOUI Deborah	-	-	-	-	-
-	8	SOLLARD Paucine	-	-	-	-	-	
Total Team				9	28	39	76	1.80
SERVE	1	2	LIENARD Severine	1	1	22	24	0.20
	2	4	URIOS Sandra	1	1	15	17	0.20
	3	12	ANDRIEUX Amme	1	1	7	9	0.20
	-	9	CARDASSAY Corinne	-	3	13	16	-
	-	3	LOZANCIC Jelena	-	1	9	10	-
	-	1	SYREN Audrey	-	3	6	9	-
	-	7	RYBACZEWSKI Anna	-	1	3	4	-
	-	10	VOLLE Stephanie	-	-	2	2	-
	-	5	COLACIURI Nadege	-	-	1	1	-
	-	11	GIAOUI Deborah	-	-	1	1	-
Avg. by Set	-	6	BOUSQUET Marielle	-	-	-	-	-
-	8	SOLLARD Paucine	-	-	-	-	-	
Total Team				3	11	79	93	0.60



P-3

FRA vs TPE
2 vs 3

Match : 129 Date : 29/08/2003 Spectators : 300
City : Daegu, Korea
Hall : Daegu Gymnasium
Match duration : Start : 19:20 End : 21:10 Total : 1:50

Teams	Sets	1	2	3	4	5	Total
FRA	2	16	25	27	17	8	93
TPE	3	25	20	25	25	15	110
Set duration		0:18	0:23	0:27	0:19	0:11	1:38

Referees : SCHLAEPFER Anthony (NZL) & LAZREUG Mohamed Badr (ALG)

FRA • France

Non Scoring Skills	Rk	No	Name	Excellent	Faults	Cont.	Total Atts	Note
DIG	-	2	LIENARD Severine	-	4	24	28	-
	-	6	BOUSQUET Marielle	-	3	20	23	-
	-	4	URIOS Sandra	-	4	16	20	-
	-	1	SYREN Audrey	-	1	12	13	-
	-	7	RYBACZEWSKI Anna	-	-	8	8	-
	-	9	CARDASSAY Corinne	-	-	6	6	-
	-	3	LOZANCIC Jelena	-	-	5	5	-
	-	12	ANDRIEUX Amme	-	1	2	3	-
	-	11	GIAOUI Deborah	-	-	1	1	-
	-	10	VOLLE Stephanie	-	-	1	1	-
	-	5	COLACIURI Nadege	-	-	-	-	-
	-	8	SOLLARD Paucine	-	-	-	-	-
Avg. by Set								
Total Team				0	13	95	108	0.00
SET	1	1	SYREN Audrey	43	2	82	127	8.60
	2	10	VOLLE Stephanie	6	-	16	22	1.20
	3	9	CARDASSAY Corinne	1	-	5	6	0.20
	3	4	URIOS Sandra	1	-	5	6	0.20
	4	7	RYBACZEWSKI Anna	1	-	4	5	0.20
	5	6	BOUSQUET Marielle	1	-	2	3	0.20
	5	3	LOZANCIC Jelena	1	-	2	3	0.20
	-	2	LIENARD Severine	-	-	4	4	-
	-	12	ANDRIEUX Amme	-	-	-	-	-
	-	5	COLACIURI Nadege	-	-	-	-	-
	-	11	GIAOUI Deborah	-	-	-	-	-
	-	8	SOLLARD Paucine	-	-	-	-	-
Avg. by Set								
Total Team				54	2	120	176	10.80
RECEPTION	1	6	BOUSQUET Marielle	9	1	29	39	23.08
	2	2	LIENARD Severine	5	1	25	31	16.13
	-	4	URIOS Sandra	-	2	24	26	-
	-	12	ANDRIEUX Amme	-	-	-	-	-
	-	9	CARDASSAY Corinne	-	-	-	-	-
	-	5	COLACIURI Nadege	-	-	-	-	-
	-	11	GIAOUI Deborah	-	-	-	-	-
	-	3	LOZANCIC Jelena	-	-	-	-	-
	-	7	RYBACZEWSKI Anna	-	-	-	-	-
	-	8	SOLLARD Paucine	-	-	-	-	-
	-	1	SYREN Audrey	-	-	-	-	-
	-	10	VOLLE Stephanie	-	-	-	-	-
Succ. %								
Limit : 25.00%								
Total Team				14	4	78	96	15.00



P-3

FRA vs TPE
2 vs 3

Match : 129 Date : 29/08/2003 Spectators : 300
City : Daegu, Korea
Hall : Daegu Gymnasium
Match duration : Start : 19:20 End : 21:10 Total : 1:50

Teams	Sets	1	2	3	4	5	Total
FRA	2	16	25	27	17	8	93
TPE	3	25	20	25	25	15	110
Set duration		0:18	0:23	0:27	0:19	0:11	1:38

Referees : SCHLAEPFER Anthony (NZL) & LAZREUG Mohamed Badr (ALG)

TPE • Chinese Taipei

Scoring Skills	Rk	No	Name	Succ.	Faults	Cont.	Total Atts	Note	
ATTACK	1	10	CHANG Hui-Min	23	6	29	58	39.66	
	2	14	KUO Nai-Han	10	4	16	30	33.33	
	3	5	LIU Li-Fang	16	10	27	53	30.19	
	4	6	CHEN Mei-Ching	8	1	20	29	27.59	
	-	8	CHEN Chia-Chi	-	-	-	-	-	
	-	7	CHEN Meng-Li	-	-	-	-	-	
	-	9	LIAO Wan-Ju	-	-	-	-	-	
	-	12	LIN Wen-Yu	-	-	-	-	-	
	-	11	SHIN Yen Fei	-	-	-	-	-	
	Succ. %	-	2	SZU Hui-Fang	-	-	-	-	-
	Limit : 15%	-	3	TENG Yen-Min	-	-	-	-	-
	-	15	WU Hsiao-Li	-	-	-	-	-	
Total Team				57	21	92	170	33.53	
BLOCK	1	6	CHEN Mei-Ching	5	6	13	24	1.00	
	2	14	KUO Nai-Han	3	3	6	12	0.60	
	3	5	LIU Li-Fang	1	2	3	6	0.20	
	-	10	CHANG Hui-Min	-	3	4	7	-	
	-	15	WU Hsiao-Li	-	2	3	5	-	
	-	7	CHEN Meng-Li	-	2	2	4	-	
	-	3	TENG Yen-Min	-	-	1	1	-	
	-	8	CHEN Chia-Chi	-	-	-	-	-	
	-	9	LIAO Wan-Ju	-	-	-	-	-	
	-	12	LIN Wen-Yu	-	-	-	-	-	
	-	11	SHIN Yen Fei	-	-	-	-	-	
Avg. by Set	-	2	SZU Hui-Fang	-	-	-	-	-	
Total Team				9	18	32	59	1.80	
SERVE	1	7	CHEN Meng-Li	1	-	26	27	0.20	
	2	5	LIU Li-Fang	1	-	18	19	0.20	
	3	14	KUO Nai-Han	1	2	13	16	0.20	
	4	15	WU Hsiao-Li	1	1	10	12	0.20	
	-	6	CHEN Mei-Ching	-	1	15	16	-	
	-	10	CHANG Hui-Min	-	1	9	10	-	
	-	11	SHIN Yen Fei	-	-	8	8	-	
	-	2	SZU Hui-Fang	-	1	-	1	-	
	-	3	TENG Yen-Min	-	1	-	1	-	
	-	8	CHEN Chia-Chi	-	-	-	-	-	
	-	9	LIAO Wan-Ju	-	-	-	-	-	
	-	12	LIN Wen-Yu	-	-	-	-	-	
	Avg. by Set								
	Total Team				4	7	99	110	0.80



P-3

FRA vs TPE
2 vs 3

Match : 129 Date : 29/08/2003 Spectators : 300
City : Daegu, Korea
Hall : Daegu Gymnasium
Match duration : Start : 19:20 End : 21:10 Total : 1:50

Teams	Sets	1	2	3	4	5	Total
FRA	2	16	25	27	17	8	93
TPE	3	25	20	25	25	15	110
Set duration		0:18	0:23	0:27	0:19	0:11	1:38

Referees : SCHLAEPFER Anthony (NZL) & LAZREUG Mohamed Badr (ALG)

TPE • Chinese Taipei

Non Scoring Skills	Rk	No	Name	Excellent	Faults	Cont.	Total Atts	Note	
DIG	1	8	CHEN Chia-Chi	1	-	24	25	0.20	
	2	10	CHANG Hui-Min	1	-	16	17	0.20	
	-	14	KUO Nai-Han	-	2	16	18	-	
	-	5	LIU Li-Fang	-	5	11	16	-	
	-	15	WU Hsiao-Li	-	2	13	15	-	
	-	6	CHEN Mei-Ching	-	1	7	8	-	
	-	7	CHEN Meng-Li	-	1	7	8	-	
	-	11	SHIN Yen Fei	-	2	6	8	-	
	-	2	SZU Hui-Fang	-	-	3	3	-	
	-	3	TENG Yen-Min	-	-	1	1	-	
	Avg. by Set	-	9	LIAO Wan-Ju	-	-	-	-	-
	-	-	12	LIN Wen-Yu	-	-	-	-	-
	Total Team				2	13	104	119	0.40
SET	1	15	WU Hsiao-Li	51	-	83	134	10.20	
	2	14	KUO Nai-Han	2	-	7	9	0.40	
	3	7	CHEN Meng-Li	2	-	6	8	0.40	
	4	6	CHEN Mei-Ching	2	-	5	7	0.40	
	5	8	CHEN Chia-Chi	1	-	4	5	0.20	
	-	10	CHANG Hui-Min	-	-	5	5	-	
	-	5	LIU Li-Fang	-	1	2	3	-	
	-	11	SHIN Yen Fei	-	-	1	1	-	
	-	2	SZU Hui-Fang	-	-	1	1	-	
	-	3	TENG Yen-Min	-	1	-	1	-	
	Avg. by Set	-	9	LIAO Wan-Ju	-	-	-	-	-
	-	-	12	LIN Wen-Yu	-	-	-	-	-
	Total Team				58	2	114	174	11.60
RECEPTION	1	8	CHEN Chia-Chi	6	1	16	23	26.09	
	2	5	LIU Li-Fang	1	1	19	21	4.76	
	-	10	CHANG Hui-Min	-	-	-	-	-	
	-	6	CHEN Mei-Ching	-	-	-	-	-	
	-	7	CHEN Meng-Li	-	-	-	-	-	
	-	14	KUO Nai-Han	-	-	-	-	-	
	-	9	LIAO Wan-Ju	-	-	-	-	-	
	-	12	LIN Wen-Yu	-	-	-	-	-	
	-	11	SHIN Yen Fei	-	-	-	-	-	
	Succ. %	-	2	SZU Hui-Fang	-	-	-	-	-
	Limit : 25.00%	-	3	TENG Yen-Min	-	-	-	-	-
	-	-	15	WU Hsiao-Li	-	-	-	-	-
	Total Team				7	2	35	44	16.00