



u better be **there**

>> world **university** winter **games**

12 to 22 january **2005**

ORGANISING COMMITTEE OF THE WINTER UNIVERSIADE INNSBRUCK/SEEFELD 2005

RESULTSBOOK: NORDIC COMBINED



Winter Universiade Innsbruck/Seefeld 2005
Seefeld, at 13.01.2005

Unofficial Results

Nordic Combined M Individual

Race jury:		Judges:				Hill data: Olympiaschanze			
FIS-TD:	NYBELIUS Benkt, SWE	A	RAPPEGLÜCK Franz	GER	K-Point	90,0 m			
Head of Competition:	Eberlein Rainer, AUT	B	TUCZENIO Marek	POL	Meter Value	2,0 Points/m			
Member of Jury:	Aigmüller Gert, AUT	C	WOLF Stefan	AUT	Jury Distance	100,0 m			
		D	HÖHNL Rudolf	CZE					
		E	KOKAJ Janez	SLO					

Rank	BIB	Name Club	YOB	Nat	Speed kmh	Distance m	Distance Points	A	B	Jury C	D	E	Jury Points	Total	Total	YOB
1	13	HETTICH Georg GERMANY	1978	GER	83,3 82,9	93,5 88,5	67,0 57,0	18,5 18,0	18,0 18,0	18,5 17,5	18,5 18,0	18,5 18,0	55,5 54,0	122,5 111,0	233,5	0:00
2	9	OBREZA Anze SLOVENIA	1987	SLO	83,2 82,6	93,5 87,5	67,0 55,0	18,5 18,0	18,0 18,5	18,0 18,0	18,0 18,5	17,5 18,0	54,0 54,5	121,0 109,5	230,5	+0:12
3	17	GRUBER Bernhard AUSTRIA	1986	AUT	83,5 83,2	91,5 89,5	63,0 59,0	19,0 17,5	18,0 18,0	18,0 17,5	18,0 17,5	18,0 18,5	54,0 53,0	117,0 112,0	229,0	+0:18
4	12	VORONIN Konstantin RUSSIA	1900	RUS	82,7 82,4	94,0 86,0	68,0 52,0	16,5 17,5	16,5 18,0	16,5 17,0	16,5 18,0	16,5 17,5	49,5 53,0	117,5 105,0	222,5	+0:44
5	15	MEINHERZ Pascal SWITZERLAND	1900	SUI	82,7 82,8	89,0 85,5	58,0 51,0	17,5 16,5	17,5 18,0	17,5 17,5	17,5 17,5	17,0 17,0	52,5 52,0	110,5 103,0	213,5	+1:20
	8	AMON Philipp AUSTRIA	1986	AUT	83,5 83,0	90,5 83,0	61,0 46,0	18,0 17,5	18,0 17,5	18,0 18,0	18,0 17,5	18,0 17,5	54,0 52,5	115,0 98,5	213,5	+1:20
7	6	TANAKA Kousuke JAPAN	1982	JAP	82,8 82,5	93,5 82,5	67,0 45,0	16,5 17,0	16,0 17,0	17,0 17,0	16,0 17,5	17,0 17,5	49,5 51,5	116,5 96,5	213,0	+1:22
8	20	KARINIEMI Raimo FINNLAND	1900	FIN	83,5 82,8	87,5 83,0	55,0 46,0	16,0 16,0	16,5 17,0	17,0 17,0	17,0 17,5	16,5 17,5	50,0 51,5	105,0 97,5	202,5	+2:04
9	16	FESENKO Ivan RUSSIA	1900	RUS	82,4 82,4	85,5 83,0	51,0 46,0	17,5 17,5	17,5 18,0	17,0 17,5	17,5 17,5	17,5 17,0	52,5 52,5	103,5 98,5	202,0	+2:06
10	18	ORANIC Mitja SLOVENIA	1986	SLO	83,3 82,7	82,0 85,5	44,0 51,0	16,5 17,0	17,0 18,0	17,0 17,5	17,5 17,5	17,5 17,0	51,5 52,0	95,5 103,0	198,5	+2:20
	14	SLAVIK Tomas CZECH REPUBLIC	1981	CZE	82,4 82,3	84,5 83,5	49,0 47,0	17,0 17,0	17,0 17,5	17,0 17,5	17,5 17,0	16,5 17,0	51,0 51,5	100,0 98,5	198,5	+2:20
12	19	USUI Tomoyuki JAPAN	1982	JAP	82,5 82,0	85,5 79,5	51,0 39,0	17,0 16,5	17,5 16,5	17,0 17,0	18,0 17,0	17,0 17,0	51,5 50,5	102,5 89,5	192,0	+2:46
13	10	MINATO Yusuke JAPAN	1985	JAP	82,7 81,9	83,5 81,0	47,0 42,0	16,0 16,5	16,5 17,0	15,5 17,0	16,5 17,0	15,5 16,5	48,0 50,5	95,0 92,5	187,5	+3:04
14	3	PENYAGIN Evgeniy RUSSIA	1900	RUS	82,9 82,4	88,5 83,5	57,0 47,0	17,0 9,5	17,5 11,0	17,5 10,0	17,0 10,5	17,5 10,5	52,0 31,0	109,0 78,0	187,0	+3:06
15	4	FINK Matthias AUSTRIA	1986	AUT	83,1 81,9	82,5 78,5	45,0 37,0	16,5 16,5	17,0 17,0	16,5 17,0	16,5 17,0	17,0 17,0	50,0 51,0	95,0 88,0	183,0	+3:22
16	2	JIRASEK Stanislav CZECH REPUBLIC	1984	CZE	82,9 82,1	85,0 76,5	50,0 33,0	15,0 15,0	15,5 16,0	15,0 14,5	15,5 15,0	15,0 16,5	45,5 46,0	95,5 79,0	174,5	+3:56
17	7	LAITINEN Markus FINNLAND	1900	FIN	83,3 82,8	83,0 75,5	46,0 31,0	14,5 16,0	14,5 16,5	13,5 14,5	19,0 15,0	15,5 15,0	44,5 46,0	90,5 77,0	167,5	+4:24
18	11	JOUTJARVI Antti FINNLAND	1900	FIN	83,0 82,4	77,5 77,0	35,0 34,0	16,0 17,0	16,5 16,0	16,5 16,5	16,5 16,5	16,0 16,0	49,0 49,0	84,0 83,0	167,0	+4:26
19	1	KOSENKO Alexander RUSSIA	1900	RUS	83,3 82,7	88,5 78,0	57,0 36,0	8,5 15,0	9,0 15,5	9,0 15,0	9,0 15,5	9,0 15,0	27,0 45,5	84,0 81,5	165,5	+4:32

Rank	BIB	Name Club	YOB	Nat	Speed kmh	Distance m	Distance Points	Jury					Jury Points	Total	Total	YOB
								A	B	C	D	E				
20	5	ORLOVSKI TIIT ESTLAND	1981	EST	82,7	67,5	15,0	14,0	14,5	13,5	14,5	14,0	42,5	57,5	115,5	+7:52
					82,0	66,0	12,0	15,0	15,5	15,5	15,0	15,5	46,0	58,0		

Round	Min.	Value Max.	Avg.	Min.	Speed Max.	Avg.	Min.	Wind Max.	Avg.
Round 1:	67,5	94,0	86,3	82,4	83,5	83,0			
Round 2:	66,0	89,5	81,7	81,9	83,2	82,5			

Protocol:

Entered: 20
Did not Start (DNS): 0
Disqualified: 0
Ranked: 20

Toni GUGGERMOOS (GER)
Technischer Delegierter

Paula SCHERL (AUT)
Rennleiter



Winter Universiade Innsbruck/Seefeld 2005
Seefeld, on 13.01.2005

Official Resultlist

Nordic Combined M Individual (L)

Jury:	Event:	Track:	Seefeld			
Techn. Delegate: NYBELIUS Bengt, SWE	Codex: 4106	Length 15 km	Rounds 6 x 2501	HD 48 m	MC 40 m	TC 80 m
Rennleiter: EBERLEIN Rainer, AUT	Date: 13.01.2005					
FISU-CTI: KIELPINSKA Zofia, POL	Weather: heiter					
Nat. Assi. : NEUHAUSER Otto, AUT	Snow: pulver					
Streckenchef: NORTZ Hannes, AUT	Temperature: -2 °C					
	Temp. Snow: -3 °C					

Men 15 km

Rk.	StNr.	Ref.No.	NAME	YoB	Nat.	Points	Rk.	Diff	Time	Rk.	Total
1	1		HETTICH Georg	1978	GER	233,5	1	0,0	33:02,7	2	33:02,7
2	3		GRUBER Bernhard	1986	AUT	229,0	3	18,0	33:18,7	5	+34,0
3	5		MEINHERZ Pascal	1900	SUI	213,5	5	1:20,0	33:27,8	6	+1:45,1
4	4		VORONIN Konstantin	1900	RUS	222,5	4	44,0	34:19,2	8	+2:00,5
5	2		OBREZA Anze	1987	SLO	230,5	2	12,0	34:52,9	13	+2:02,2
6	8		KARINIEMI Raimo	1900	FIN	202,5	8	2:04,0	33:10,7	3	+2:12,0
7	11		SLAVIK Tomas	1981	CZE	198,5	10	2:20,0	32:55,0	1	+2:12,3
8	9		FESENKO Ivan	1900	RUS	202,0	9	2:06,0	33:14,7	4	+2:18,0
9	7		TANAKA Kousuke	1982	JAP	213,0	7	1:22,0	34:42,7	11	+3:02,0
10	6		AMON Philipp	1986	AUT	213,5	5	1:20,0	35:19,6	15	+3:36,9
11	10		ORANIC Mitja	1986	SLO	198,5	10	2:20,0	34:30,6	9	+3:47,9
12	13		MINATO Yusuke	1985	JAP	187,5	13	3:04,0	33:49,2	7	+3:50,5
13	14		PENYAGIN Evgeniy	1900	RUS	187,0	14	3:06,0	34:38,0	10	+4:41,3
14	18		JOUTJARVI Antti	1900	FIN	167,0	18	4:26,0	34:50,5	12	+6:13,8
15	17		LAITINEN Markus	1900	FIN	167,5	17	4:24,0	34:53,8	14	+6:15,1
16	12		USUI Tomoyuki	1982	JAP	192,0	12	2:46,0	36:42,3	18	+6:25,6
17	15		FINK Matthias	1986	AUT	183,0	15	3:22,0	36:35,8	17	+6:55,1
18	19		KOSENKO Alexander	1900	RUS	165,5	19	4:32,0	35:41,8	16	+7:11,1
19	16		JIRASEK Stanislav	1984	CZE	174,5	16	3:56,0	38:03,6	20	+8:56,9
20	20		ORLOVSKI TIIT	1981	EST	115,5	20	7:52,0	36:53,4	19	+11:42,7

Protocol :

Registered:	20
Did not start (DNS):	0
Did not finish (DNF):	0
Disqualified (DSQ):	0
Qualified:	20

Bengt NYBELIUS (SWE)
Technical Delegate

Andrea MLADEK (AUT)
Race secretary



Winter Universiade Innsbruck/Seefeld 2005
Seefeld, at 15.01.2005

Startlist

Nordic Combined Team Men

Jury:	Event data:	Track data:	Seefeld					
Techn. Delegate:	NYBELIUS Bengt, SWE	Date:	15.01.2005	Length	Rounds	HD	MC	TC
FISU-Race Director:	KIELPINZKA Sophia, POL			5 km	3 x 5km	48 m	40 m	80 m
Rennleiter:	EBERLEIN Rainer, AUT							
FIS - TD Assi:	GUGGEMOOS Toni, GER							
Streckenchef:	MAUSSER Martin, AUT							

Men 5 km - 8 Entries

StNr.	NAME	YOB	Team	Starttime	SP	DP
1	Mixed		MIXED	09:30:00		
1-1	CHUMBARETS Vitaliy	1989			_____	_____
1-2	POPOVYCH Taras	1900			_____	_____
1-3	PENIJGIN Evgeni	1900			_____	_____
2	Czech Republic		CZECH REPUBLIC	09:30:00		
2-1	KYNCL Tomas	1985			_____	_____
2-2	SLAVIK Tomas	1981			_____	_____
2-3	JIRASEK Stanislav	1984			_____	_____
3	Austria		AUSTRIA	09:30:00		
3-1	AMON Philipp	1985			_____	_____
3-2	GRUBER Bernhard	1982			_____	_____
3-3	FINK Matthias	1986			_____	_____
4	Ukraine		UKRAINE	09:30:00		
4-1	KOZLOV Mykola	1900			_____	_____
4-2	TRACHUK Volodymyr	1900			_____	_____
4-3	DYACHUK Serhiy	1900			_____	_____
5	Russia		RUSSIA	09:30:00		
5-1	FESENKO Ivan	1900			_____	_____
5-2	VORONIN Konstantin	1900			_____	_____
5-3	MASLENIKOV Sergei	1900			_____	_____
6	Finnland		FINNLAND	09:30:00		
6-1	LAITINEN Markus	1900			_____	_____
6-2	JOUTJARVI Antti	1900			_____	_____
6-3	KARINIEMI Raimo	1900			_____	_____
7	Slovenia		SLOVENIA	09:30:00		
7-1	ORANIC Mitja	1986			_____	_____
7-2	OBREZA Anze	1987			_____	_____
7-3	PLEVNIK Dejan	1985			_____	_____
8	Japan		JAPAN	09:30:00		
8-1	USUI Tomoyuki	1982			_____	_____
8-2	MINATO Yusuke	1985			_____	_____
8-3	TANAKA Kousuke	1982			_____	_____



Winter Universiade Innsbruck/Seefeld 2005
Seefeld, at 15.01.2005

Official Results

Nordic Combined Team Men

Jury:		Event data:		Track data:		Seefeld		
Techn. Delegate:	NYBELIUS Bengt, SWE	Date:	15.01.2005	Length	Rounds	HD	MC	TC
FISU-Race Director:	KIELPINZKA Sophia, POL			5 km	3 x 5km	48 m	40 m	80 m
Rennleiter:	EBERLEIN Rainer, AUT							
FIS - TD Assi:	GUGGEMOOS Toni, GER							
Streckenchef:	MAUSSER Martin, AUT							

Men 3 x 5 km

Rk.	StNr.	NAME	YOB	2,5 km 7,5 km 12,5 km		5 km 10 km 15 km		Time	Diff
1	5	Russia						43:27,7	
	5-1	FESENKO Ivan	1900	6:57,10	(1)	14:31,87	7:34,77 (2)		
	5-2	VORONIN Konstantin	1900	21:42,46	7:10,59 (2)	29:01,01	7:18,55 (2)		
	5-3	MASLENIKOV Sergei	1900	36:11,81	7:10,80 (2)	43:27,70	7:15,89 (1)		
2	4	Ukraine						43:28,1	0,4
	4-1	KOZLOV Mykola	1900	7:00,40	(4)	15:20,45	8:20,05 (6)		
	4-2	TRACHUK Volodymyr	1900	22:20,67	7:00,22 (6)	29:48,42	7:27,75 (5)		
	4-3	DYACHUK Serhiy	1900	36:30,33	6:41,91 (3)	43:28,10	6:57,77 (2)		
3	8	Japan						43:45,5	17,8
	8-1	USUI Tomoyuki	1982	6:59,26	- (3)	14:37,60	7:38,34 (3)		
	8-2	MINATO Yusuke	1985	21:41,57	7:03,97 (1)	28:50,51	7:08,94 (1)		
	8-3	TANAKA Kousuke	1982	36:11,42	7:20,91 (1)	43:45,50	7:34,08 (3)		
4	6	Finnland						43:59,5	31,8
	6-1	LAITINEN Markus	1900	7:02,56	- (5)	15:13,87	8:11,31 (5)		
	6-2	JOUTJARVI Antti	1900	22:19,43	7:05,56 (5)	29:47,01	7:27,58 (3)		
	6-3	KARINIEMI Raimo	1900	36:31,64	6:44,63 (4)	43:59,50	7:27,86 (4)		
5	7	Slovenia						45:07,2	1:39,5
	7-1	ORANIC Mitja	1986	6:57,89	- (2)	14:31,27	7:33,38 (1)		
	7-2	OBREZA Anze	1987	21:48,92	7:17,65 (3)	29:47,71	7:58,79 (4)		
	7-3	PLEVNIK Dejan	1985	36:51,67	7:03,96 (5)	45:07,20	8:15,53 (5)		
6	3	Austria						45:56,0	2:28,3
	3-1	AMON Philipp	1985	7:11,90	0,00 (6)	15:01,84	7:49,94 (4)		
	3-2	GRUBER Bernhard	1982	22:08,21	7:06,37 (4)	30:04,79	7:56,58 (6)		
	3-3	FINK Matthias	1986	37:43,88	7:39,09 (6)	45:56,00	8:12,12 (6)		
7	2	Czech Republic						48:35,3	5:07,6
	2-1	KYNCL Tomas	1985	8:46,14	- (8)	17:57,50	9:11,36 (8)		
	2-2	SLAVIK Tomas	1981	25:05,05	7:07,55 (8)	32:27,16	7:22,11 (7)		
	2-3	JIRASEK Stanislav	1984	40:18,26	7:51,10 (8)	48:35,30	8:17,04 (8)		
	1	Mixed						48:11,2	4:43,5
	1-1	CHUMBARETS Vitaliy	1989	7:42,98	- (7)	16:13,82	8:30,84 (7)		
	1-2	POPOVYCH Taras	1900	24:19,05	8:05,23 (7)	32:57,99	8:38,94 (8)		
	1-3	PENIJGIN Evgeni	1900	40:17,78	7:19,79 (7)	48:11,20	7:53,42 (7)		

Nordic Combined Team Men

Protocol:

Entered:	8
Did not start (DNS):	0
Did not finish (DNF):	0
Disqualified:	0
Evaluated:	8

Bengt NYBELIUS (SWE)
Technical Delegate

Race Secretary



Winter Universiade Innsbruck/Seefeld 2005
Seefeld, at 15.01.2005

STARTLIST

Nordic Combined Team Men

Race jury:		Judges:		Hill data:	Olympiaschanze
FIS-TD:	NYBELIUS Benkt, SWE			K-Point	90,0 m
FIS-TD-Assistent:	GUGGEMOOS Toni, GER			Meter Value	2,0 Points/m
Head of Competition:	EBERLEIN Rainer, AUT			Jury Distance	100,0 m

BIB	Name Club	Nat.	YOB	Distance m	Speed	Points Total
1-1	CHUMBARETS Vitaliy MIXED	UKR	1989			
2-1	JIRASEK Stanislav CZECH REPUBLIC	CZE	1984			
3-1	AMON Philipp AUSTRIA	AUT	1985			
4-1	ORANIC Mitja SLOVENIA	SLO	1986			
5-1	LAITINEN Markus FINNLAND	FIN	1900			
6-1	USUI Tomoyuki JAPAN	JAP	1982			
7-1	DYACHUK Serhiy UKRAINE	UKR	1900			
8-1	VORONIN Konstantin RUSSIA	RUS	1900			
1-2	POPOVYCH Taras MIXED	UKR	1900			
2-2	SLAVIK Tomas CZECH REPUBLIC	CZE	1981			
3-2	FINK Matthias AUSTRIA	AUT	1986			
4-2	OBREZA Anze SLOVENIA	SLO	1987			
5-2	JOUTJARVI Antti FINNLAND	FIN	1900			
6-2	MINATO Yusuke JAPAN	JAP	1985			
7-2	TRACHUK Volodymyr UKRAINE	UKR	1900			
8-2	FESENKO Ivan RUSSIA	RUS	1900			
1-3	PENIJGIN Evgeni MIXED	RUS	1900			
2-3	KYNCL Tomas CZECH REPUBLIC	CZE	1985			
3-3	GRUBER Bernhard AUSTRIA	AUT	1982			
4-3	PLEVNIK Dejan SLOVENIA	SLO	1985			
5-3	KARINIEMI Raimo FINNLAND	FIN	1900			

BIB	Name Club	Nat.	YOB	Distance m	Speed	Points Total	
6-3	TANAKA Kousuke JAPAN	JAP	1982				
7-3	KOZLOV Mykola UKRAINE	UKR	1900				
8-3	MASLENIKOV Sergei RUSSIA	RUS	1900				

Winter Universiade Innsbruck/Seefeld 2005
Seefeld, at 15.01.2005

Official Results

Nordic Combined Team Men

Race jury:		Judges:		Hill data: Olympiaschanze	
FIS-TD:	NYBELIUS Benkt, SWE			K-Point	90,0 m
FIS-TD-Assistent:	GUGGEMOOS Toni, GER			Meter Value	2,0 Points/m
Head of Competition:	EBERLEIN Rainer, AUT			Jury Distance	100,0 m

Rank	BIB	Name Club	Nat	Speed kmh	Distance m	Distance Points	Cross Country Time	Cross Country Diff	Cross Country Points	Total	Total
1		RUS				327,0	43:27,7	0,0	300,0		627,0
	8-1	VORONIN Konstantin RUSSIA	RUS	84,5 85,0	87,5 89,5	55,0 59,0				55,0 59,0	114,0
	8-2	FESENKO Ivan RUSSIA	RUS	84,2 84,7	84,5 82,0	49,0 44,0				49,0 44,0	93,0
	8-3	MASLENIKOV Sergei RUSSIA	RUS	84,7 85,3	90,5 89,5	61,0 59,0				61,0 59,0	120,0
2		JPN				302,0	43:45,5	17,8	286,6		588,6
	6-1	USUI Tomoyuki JAPAN	JPN	84,2 84,9	82,5 88,0	45,0 56,0				45,0 56,0	101,0
	6-2	MINATO Yusuke JAPAN	JPN	84,5 85,0	85,5 82,0	51,0 44,0				51,0 44,0	95,0
	6-3	TANAKA Kousuke JAPAN	JPN	84,7 85,0	85,0 88,0	50,0 56,0				50,0 56,0	106,0
3		SLO				312,0	45:07,2	1:39,5	225,4		537,4
	4-1	ORANIC Mitja SLOVENIA	SLO	85,1 85,6	81,5 82,5	43,0 45,0				43,0 45,0	88,0
	4-2	OBREZA Anze SLOVENIA	SLO	84,9 85,3	90,0 90,0	60,0 60,0				60,0 60,0	120,0
	4-3	PLEVNIK Dejan SLOVENIA	SLO	85,5 85,7	87,0 87,0	50,0 54,0				50,0 54,0	104,0
4		FIN				256,0	43:59,5	31,8	276,1		532,1
	5-1	LAITINEN Markus FINNLAND	FIN	84,7 85,1	80,0 81,0	40,0 42,0				40,0 42,0	82,0
	5-2	JOUTJARVI Antti FINNLAND	FIN	84,5 85,2	77,5 78,0	35,0 36,0				35,0 36,0	71,0
	5-3	KARINIEMI Raimo FINNLAND	FIN	85,1 85,5	85,0 86,5	50,0 53,0				50,0 53,0	103,0
5		AUT				313,0	45:56,0	2:28,3	188,8		501,8
	3-1	AMON Philipp AUSTRIA	AUT	84,9 85,5	86,0 90,0	52,0 60,0				52,0 60,0	112,0
	3-2	FINK Matthias AUSTRIA	AUT	84,6 85,1	81,0 79,5	42,0 39,0				42,0 39,0	81,0
	3-3	GRUBER Bernhard AUSTRIA	AUT	85,1 85,5	90,5 89,5	61,0 59,0				61,0 59,0	120,0

Competitors: 24												
Rk.	BIB	Code	NAME	Prename	YOB	Nat.	Time					
6			UKR				154,0	43:28,1	0,4	299,7	453,7	
	7-1		DYACHUK Serhiy	UKRAINE	UKR	83,9 84,5	68,5 70,0	17,0 20,0			17,0 20,0	37,0
	7-2		TRACHUK Volodymyr	UKRAINE	UKR	84,1 84,7	70,0 70,5	20,0 21,0			20,0 21,0	41,0
	7-3		KOZLOV Mykola	UKRAINE	UKR	84,2 84,7	78,0 80,0	36,0 40,0			36,0 40,0	76,0
7			CZE				267,0	48:35,3	5:07,6	69,3	336,3	
	2-1		JIRASEK Stanislav	CZECH REPUBLIC	CZE	84,6 85,1	80,5 79,5	37,0 35,0			37,0 35,0	72,0
	2-2		SLAVIK Tomas	CZECH REPUBLIC	CZE	84,6 85,2	82,5 83,5	45,0 47,0			45,0 47,0	92,0
	2-3		KYNCL Tomas	CZECH REPUBLIC	CZE	84,6 85,2	87,0 84,5	54,0 49,0			54,0 49,0	103,0
			SPL					48:11,2	4:43,5			
	1-1		CHUMBARETS Vitaliy	MIXED	SPL	84,5 84,7	83,5 84,0	47,0 48,0			47,0 48,0	95,0
	1-2		POPOVYCH Taras	MIXED	SPL	84,0 84,3	75,5 77,0	31,0 30,0			31,0 30,0	61,0
	1-3		PENIJGIN Evgeni	MIXED	SPL	84,7 85,3	84,5 84,0	49,0 48,0			49,0 48,0	97,0

Round	Min.	Value	Avg.	Min.	Speed	Avg.	Min.	Wind	Avg.
		Max.		Max.			Max.		
Round 1:	68,5	90,5	82,7	83,9	85,5	84,6			
Round 2:	70,0	90,0	83,2	84,3	85,7	85,1			

Protocol:

Entered: 24
Did not Start (DNS): 0
Disqualified: 0
Ranked: 24

Bengt NYBELIUS (SWE)
Technischer Delegierter

Rennleiter



Winter Universiade Innsbruck/Seefeld 2005
Seefeld, at 17.01.2005

STARTLIST

Nordic Combined M Sprint

Race jury:		Judges:		Hill data: Olympiaschanze	
FIS-TD:	NYBELIUS Bengt, SWE	A	KOKAJ Janez	SLO	K-Point 90,0 m
FIS-TD-Assistent:	GUGGEMOOS Toni, GER	B	HÖHNL Rudolf	CZE	Meter Value 2,0 Points/m
Head of Competition:	EBERLEIN Rainer, AUT	C	RAPPEGLÜCK Franz	GER	Jury Distance 100,0 m
		D	TUCZENIO Marek	POL	
		E	WOLF Stefan	AUT	

BIB	Name Club	Nat.	YOB	Distance m	Speed	Points Total
1	POPOVYCH Taras UKRAINE	UKR	1900			
2	KOSENKO Alexander RUSSIA	RUS	1900			
3	FESENKO Ivan RUSSIA	RUS	1900			
4	ORLOVSKI TIIT ESTLAND	EST	1981			
5	LAITINEN Markus FINNLAND	FIN	1900			
6	USUI Tomoyuki JAPAN	JPN	1982			
7	MENZ Christoph GERMANY	GER	1983			
8	FINK Matthias AUSTRIA	AUT	1986			
9	TRACHUK Volodymyr UKRAINE	UKR	1900			
10	SHUMBARETS Vitaliy UKRAINE	UKR	1982			
11	SCHMID Jan SWITZERLAND	SUI	1900			
12	AMON Philipp AUSTRIA	AUT	1986			
13	MINATO Yusuke JAPAN	JPN	1985			
14	JOUTJARVI Antti FINNLAND	FIN	1900			
15	JIRASEK Stanislav CZECH REPUBLIC	CZE	1984			
16	VORONIN Konstantin RUSSIA	RUS	1900			
17	DYACHUK Serhiy UKRAINE	UKR	1900			
18	SLAVIK Tomas CZECH REPUBLIC	CZE	1981			
19	KOZLOV Mykola UKRAINE	UKR	1983			
20	MEINHERZ Pascal SWITZERLAND	SUI	1900			

Datahandling by Microsoft

www.universiade-innsbruck.org

Printed at 16.01.2005 at 17:16

Page 1

BIB	Name Club	Nat.	YOB	Distance m	Speed	Points Total	
21	MASLENIKOV Sergei RUSSIA	RUS	1982				
22	TANAKA Kousuke JAPAN	JPN	1982				
23	KARINIEMI Raimo FINLAND	FIN	1900				
24	GRUBER Bernhard AUSTRIA	AUT	1986				



Winter Universiade Innsbruck/Seefeld 2005
Seefeld, at 17.01.2005

Official Results

Nordic Combined M Sprint

Race jury:		Judges:				Hill data: Olympiaschanze	
FIS-TD:	NYBELIUS Bengt, SWE	A	KOKALJ Janez	SLO	K-Point	90,0 m	
FIS-TD-Assistent:	GUGGEMOOS Toni, GER	B	HÖHNL Rudolf	CZE	Meter Value	2,0 Points/m	
Head of Competition:	EBERLEIN Rainer, AUT	C	RAPPENGLÜCK Franz	GER	Jury Distance	100,0 m	
		D	TUCZENIO Marek	POL			
		E	WOLF Stefan	AUT			

Rank	BIB	Name Club	YOB	Nat	Speed kmh	Distance m	Distance Points	A	B	Jury C	D	E	Jury Points	Total	Total	YOB
1	21	MASLENIKOV Sergei RUSSIA	1982	RUS	85,5	91,0	62,0	18,5	18,0	18,5	18,0	18,5	55,0	117,0	117,0	0:00
2	24	GRUBER Bernhard AUSTRIA	1986	AUT	86,1	89,5	59,0	18,0	18,0	18,0	18,0	17,5	54,0	113,0	113,0	+0:16
3	7	MENZ Christoph GERMANY	1983	GER	85,4	88,0	56,0	18,0	17,5	18,0	18,0	17,5	53,5	109,5	109,5	+0:30
4	11	SCHMID Jan SWITZERLAND	1900	SUI	85,3	88,0	56,0	17,5	18,0	18,0	17,5	17,5	53,0	109,0	109,0	+0:32
5	6	USUI Tomoyuki JAPAN	1982	JPN	85,0	87,0	54,0	17,0	17,5	17,5	17,0	16,5	51,5	105,5	105,5	+0:46
6	16	VORONIN Konstantin RUSSIA	1900	RUS	85,3	86,5	53,0	17,0	17,5	17,5	18,0	17,0	52,0	105,0	105,0	+0:48
7	20	MEINHERZ Pascal SWITZERLAND	1900	SUI	85,5	85,5	51,0	17,0	17,5	17,5	17,5	17,0	52,0	103,0	103,0	+0:56
8	22	TANAKA Kousuke JAPAN	1982	JPN	85,3	85,0	50,0	17,5	18,0	17,0	17,0	16,0	51,5	101,5	101,5	+1:02
9	13	MINATO Yusuke JAPAN	1985	JPN	85,1	85,0	50,0	17,0	17,5	17,0	17,0	15,5	51,0	101,0	101,0	+1:04
10	18	SLAVIK Tomas CZECH REPUBLIC	1981	CZE	85,4	84,5	49,0	17,0	17,5	17,0	17,5	17,0	51,5	100,5	100,5	+1:06
	12	AMON Philipp AUSTRIA	1986	AUT	85,6	84,5	49,0	18,0	17,0	17,0	17,5	17,0	51,5	100,5	100,5	+1:06
12	10	SHUMBARETS Vitaliy UKRAINE	1982	UKR	85,2	83,0	46,0	17,5	17,0	16,5	17,5	17,0	51,5	97,5	97,5	+1:18
13	3	FESENKO Ivan RUSSIA	1900	RUS	84,7	82,5	45,0	16,5	17,0	17,5	17,5	17,0	51,5	96,5	96,5	+1:22
14	23	KARINIEMI Raimo FINNLAND	1900	FIN	85,9	81,0	42,0	16,0	16,5	16,5	17,0	17,0	50,0	92,0	92,0	+1:40
15	14	JOUTJARVI Antti FINNLAND	1900	FIN	85,0	80,0	40,0	17,0	17,0	17,0	17,0	17,0	51,0	91,0	91,0	+1:44
	8	FINK Matthias AUSTRIA	1986	AUT	85,2	81,0	42,0	16,5	16,5	16,0	17,0	16,0	49,0	91,0	91,0	+1:44
17	2	KOSENKO Alexander RUSSIA	1900	RUS	85,5	81,5	43,0	16,0	15,5	16,0	16,0	15,5	47,5	90,5	90,5	+1:46
18	15	JIRASEK Stanislav CZECH REPUBLIC	1984	CZE	85,3	81,5	43,0	15,0	16,0	15,0	15,5	15,5	46,0	89,0	89,0	+1:52
19	19	KOZLOV Mykola UKRAINE	1983	UKR	85,0	80,5	41,0	16,5	16,0	15,5	15,5	14,5	47,0	88,0	88,0	+1:56
20	5	LAITINEN Markus FINNLAND	1900	FIN	85,3	78,5	37,0	17,0	16,5	16,0	15,5	16,0	48,5	85,5	85,5	+2:06

Datahandling by Microsoft

www.universiade-innsbruck.org

Printed at 17.01.2005 at 10:23

Page 1



WINTER UNIVERSIADE
INNSBRUCK/SEEFELD 2005

Rank	BIB	Name Club	YOB	Nat	Speed kmh	Distance m	Distance Points	Jury					Jury Points	Total	Total	YOB
								A	B	C	D	E				
21	1	POPOVYCH Taras UKRAINE	1900	UKR	84,5	75,5	31,0	14,0	15,5	15,0	14,0	14,5	43,5	74,5	74,5	+2:50
22	9	TRACHUK Volodymyr UKRAINE	1900	UKR	84,7	70,5	21,0	16,5	16,5	15,5	16,0	15,5	48,0	69,0	69,0	+3:12
23	4	ORLOVSKI TIIT ESTLAND	1981	EST	85,2	70,0	20,0	15,0	14,0	15,0	14,0	14,0	43,0	63,0	63,0	+3:36
24	17	DYACHUK Serhiy UKRAINE	1900	UKR	84,2	67,0	14,0	15,5	15,0	15,0	15,0	15,0	45,0	59,0	59,0	+3:52



Round	Min.	Value Max.	Avg.	Min.	Speed Max.	Avg.	Min.	Wind Max.	Avg.
Round 1:	67,0	91,0	82,0	84,2	86,1	85,2			

Protocol:

Entered:	24
Did not Start (DNS):	0
Disqualified:	0
Ranked:	24

Toni GUGGEMOOS (GER)
Technischer Delegierter

Rainer EBERLEIN (AUT)
Rennleiter



Winter Universiade Innsbruck/Seefeld 2005
Seefeld, at 17.01.2005


Startlist

Nordic Combined M Sprint (L)

Jury:		Event data:		Track data:		Seefeld					
Techn. Delegate:	NYBELIUS Bengt, SWE	Date:	17.01.2005	Length	7,5 km	HD	48 m	MC	40 m	TC	75 m
FISU-Race Director:	KIELPINSKY Zofia, POL			Rounds	3 x 2,5 km						
FIS - TD Assi:	GUGGEMOOS Toni, GER										
Streckenchef:	MAUSSER Martin, AUT										

Men 7,5 km - 24 Entries

StNr.	Code	NAME Forename	YOB	Nat.	Team	Starttime	Gate
1		MASLENIKOV Sergei	1982	RUS	RUSSIA	0:00	1
2		GRUBER Bernhard	1986	AUT	AUSTRIA	0:16	2
3		MENZ Christoph	1983	GER	GERMANY	0:30	3
4		SCHMID Jan	1900	SUI	SWITZERLAND	0:32	1
5		USUI Tomoyuki	1982	JPN	JAPAN	0:46	2
6		VORONIN Konstantin	1900	RUS	RUSSIA	0:48	3
7		MEINHERZ Pascal	1900	SUI	SWITZERLAND	0:56	1
8		TANAKA Kousuke	1982	JPN	JAPAN	1:02	2
9		MINATO Yusuke	1985	JPN	JAPAN	1:04	3
10		SLAVIK Tomas	1981	CZE	CZECH REPUBLIC	1:06	1
11		AMON Philipp	1986	AUT	AUSTRIA	1:06	2
12		SHUMBARETS Vitaliy	1982	UKR	UKRAINE	1:18	3
13		FESENKO Ivan	1900	RUS	RUSSIA	1:22	1
14		KARINIEMI Raimo	1900	FIN	FINNLAND	1:40	2
15		JOUTJARVI Antti	1900	FIN	FINNLAND	1:44	3
16		FINK Matthias	1986	AUT	AUSTRIA	1:44	1
17		KOSENKO Alexander	1900	RUS	RUSSIA	1:46	2
18		JIRASEK Stanislav	1984	CZE	CZECH REPUBLIC	1:52	3
19		KOZLOV Mykola	1983	UKR	UKRAINE	1:56	1
20		LAITINEN Markus	1900	FIN	FINNLAND	2:06	2
21		POPOVYCH Taras	1900	UKR	UKRAINE	2:50	3
22		TRACHUK Volodymyr	1900	UKR	UKRAINE	3:12	1
23		ORLOVSKI TIIT	1981	EST	ESTLAND	3:36	2
24		DYACHUK Serhiy	1900	UKR	UKRAINE	3:52	3



Winter Universiade Innsbruck/Seefeld 2005
Seefeld, at 17.01.2005

Official Results

Nordic Combined M Sprint

Jury:		Event data:		Track data:			Seefeld		
Techn. Delegate:	NYBELIUS Bengt, SWE	Date:	17.01.2005	Length	Rounds	HD	MC	TC	
FISU-Race Director:	KIELPINSKY Zofia, POL	Weather:	Sunny	7,5 km	3 x 2,5 km	48 m	40 m	75 m	
FIS - TD Assi:	GUGGEMOOS Toni, GER	Snow:	Compact						
Streckenchef:	MAUSSER Martin, AUT	Temperature:	0 °C						
		Temp. Snow:	-2 °C						

Competitors:		24									
Rk.	StNr.	Code	NAME Forename	YOB	Nat.	Points	Rk.	Diff	Time	Rk.	Total

1	2		GRUBER Bernhard	1986	AUT	113,0	2	16,0	18:06,6	2	18:22,6
2	1		MASLENIKOV Sergei	1982	RUS	117,0	1	0,0	18:25,3	5	+2,7
3	4		SCHMID Jan	1900	SUI	109,0	4	32,0	18:44,3	9	+53,7
4	10		SLAVIK Tomas	1981	CZE	100,5	10	1:06,0	18:19,4	3	+1:02,8
5	9		MINATO Yusuke	1985	JPN	101,0	9	1:04,0	18:22,2	4	+1:03,6
6	11		AMON Philipp	1986	AUT	100,5	10	1:06,0	18:29,9	7	+1:13,3
7	6		VORONIN Konstantin	1900	RUS	105,0	6	48,0	18:57,5	12	+1:22,9
8	7		MEINHERZ Pascal	1900	SUI	103,0	7	56,0	18:54,7	11	+1:28,1
9	13		FESENKO Ivan	1900	RUS	96,5	13	1:22,0	18:29,2	6	+1:28,6
10	5		USUI Tomoyuki	1982	JPN	105,5	5	46,0	19:17,5	13	+1:40,9
11	3		MENZ Christoph	1983	GER	109,5	3	30,0	19:50,8	19	+1:58,2
12	15		JOUTJARVI Antti	1900	FIN	91,0	15	1:44,0	18:39,7	8	+2:01,1
13	14		KARINIEMI Raimo	1900	FIN	92,0	14	1:40,0	18:47,4	10	+2:04,8
14	8		TANAKA Kousuke	1982	JPN	101,5	8	1:02,0	19:26,5	15	+2:05,9
15	16		FINK Matthias	1986	AUT	91,0	15	1:44,0	19:31,1	16	+2:52,5
16	17		KOSENKO Alexander	1900	RUS	90,5	17	1:46,0	19:35,9	17	+2:59,3
17	19		KOZLOV Mykola	1983	UKR	88,0	19	1:56,0	19:36,0	18	+3:09,4
18	12		SHUMBARETS Vitaliy	1982	UKR	97,5	12	1:18,0	20:31,8	22	+3:27,2
19	24		DYACHUK Serhiy	1900	UKR	59,0	24	3:52,0	18:02,4	1	+3:31,8
20	20		LAITINEN Markus	1900	FIN	85,5	20	2:06,0	20:01,8	20	+3:45,2
21	22		TRACHUK Volodymyr	1900	UKR	69,0	22	3:12,0	19:19,0	14	+4:08,4
22	18		JIRASEK Stanislav	1984	CZE	89,0	18	1:52,0	21:16,7	23	+4:46,1
23	23		ORLOVSKI TIIT	1981	EST	63,0	23	3:36,0	20:12,9	21	+5:26,3
24	21		POPOVYCH Taras	1900	UKR	74,5	21	2:50,0	24:55,8	24	+9:23,2

Bengt NYBELIUS (SWE)
Technical Delegate

Rainer EBERLEIN (AUT)
Race Secretary

Datahandling by Microsoft

www.universiade-innsbruck.org

Printed at 17.01.2005 at 12:33

Page 1

bm:bwk



STADT INNSBRUCK



Tirol

INNSBRUCK

Seefeld
OLYMPIAREGION



tiroler
wasser
kraft

MLP



WINTER UNIVERSIADE
INNSBRUCK/SEEFELD 2005