



RESULT BOOK

29TH Summer Universiade Taipei 2017



Volleyball



COMPETITION SCHEDULE As of 25 AUG 2017

競賽日程

Date	Start Time	Match No.	Gender	Phase	Teams	Location
SUN 20 AUG	13:00	3	Men	Preliminary Round Pool B	MEX vs UKR	Taiwan University Sports Center
	13:00	5	Men	Preliminary Round Pool D	CYP vs IRI	Army Academy R.O.C Gymnasium
	13:00	8	Men	Preliminary Round Pool C	ROU vs CHI	Tsing Hua University Gymnasium
	15:00	4	Men	Preliminary Round Pool B	POR vs KOR	Taiwan University Sports Center
	15:00	6	Men	Preliminary Round Pool D	ARG vs SUI	Army Academy R.O.C Gymnasium
	15:00	9	Men	Preliminary Round Pool C	CZE vs AUS	Tsing Hua University Gymnasium
	18:00	2	Men	Preliminary Round Pool A	JPN vs USA	Taiwan University Sports Center
	18:00	7	Men	Preliminary Round Pool D	CAN vs UAE	Army Academy R.O.C Gymnasium
	18:00	10	Men	Preliminary Round Pool C	RUS vs HKG	Tsing Hua University Gymnasium
	20:45	1	Men	Preliminary Round Pool A	TPE vs FRA	Taiwan University Sports Center
MON 21 AUG	13:00	3	Women	Preliminary Round Pool B	ARG vs UKR	Taiwan University Sports Center
	13:00	4	Women	Preliminary Round Pool B	SUI vs CAN	Taiwan Normal U.M.C. Gymnasium
	13:00	6	Women	Preliminary Round Pool C	THA vs LAT	Army Academy R.O.C Gymnasium
	13:00	13	Men	Preliminary Round Pool B	UKR vs POR	CH. Culture University Gymnasium
	13:00	18	Men	Preliminary Round Pool C	ROU vs CZE	Tsing Hua University Gymnasium
	15:00	1	Women	Preliminary Round Pool A	FRA vs TPE	Taiwan University Sports Center
	15:00	5	Women	Preliminary Round Pool C	JPN vs USA	Army Academy R.O.C Gymnasium
	15:00	14	Men	Preliminary Round Pool B	LAT vs MEX	CH. Culture University Gymnasium
	15:00	19	Men	Preliminary Round Pool C	AUS vs RUS	Tsing Hua University Gymnasium
	15:15	2	Women	Preliminary Round Pool A	COL vs CZE	Taiwan Normal U.M.C. Gymnasium
	18:00	7	Women	Preliminary Round Pool D	BRA vs FIN	Taiwan Normal U.M.C. Gymnasium
	18:00	12	Men	Preliminary Round Pool A	BRA vs JPN	Taiwan University Sports Center
	18:00	15	Men	Preliminary Round Pool D	CYP vs ARG	CH. Culture University Gymnasium
	18:00	17	Men	Preliminary Round Pool D	IRI vs UAE	Army Academy R.O.C Gymnasium
	18:00	20	Men	Preliminary Round Pool C	CHI vs HKG	Tsing Hua University Gymnasium
	20:00	8	Women	Preliminary Round Pool D	MEX vs RUS	Taiwan Normal U.M.C. Gymnasium
	20:00	16	Men	Preliminary Round Pool D	SUI vs CAN	Army Academy R.O.C Gymnasium
	21:00	11	Men	Preliminary Round Pool A	USA vs TPE	Taiwan University Sports Center

COMPETITION SCHEDULE As of 25 AUG 2017

競賽日程

Date	Start Time	Match No.	Gender	Phase	Teams	Location
TUE 22 AUG	13:00	11	Women	Preliminary Round Pool B	UKR vs CAN	Taiwan Normal U.M.C. Gymnasium
	13:00	12	Women	Preliminary Round Pool B	ARG vs SUI	Taiwan University Sports Center
	13:00	14	Women	Preliminary Round Pool C	JPN vs THA	Army Academy R.O.C Gymnasium
	13:00	30	Men	Preliminary Round Pool C	RUS vs ROU	Tsing Hua University Gymnasium
	15:00	13	Women	Preliminary Round Pool C	USA vs LAT	Army Academy R.O.C Gymnasium
	15:00	26	Men	Preliminary Round Pool B	KOR vs UKR	CH. Culture University Gymnasium
	15:00	29	Men	Preliminary Round Pool C	CZE vs CHI	Tsing Hua University Gymnasium
	15:26	10	Women	Preliminary Round Pool A	FRA vs COL	Taiwan Normal U.M.C. Gymnasium
	15:35	9	Women	Preliminary Round Pool A	TPE vs CZE	Taiwan University Sports Center
	18:00	16	Women	Preliminary Round Pool D	BRA vs MEX	Taiwan Normal U.M.C. Gymnasium
	18:00	22	Men	Preliminary Round Pool A	FRA vs USA	CH. Culture University Gymnasium
	18:00	23	Men	Preliminary Round Pool C	HKG vs AUS	Tsing Hua University Gymnasium
	18:00	27	Men	Preliminary Round Pool D	UAE vs SUI	Army Academy R.O.C Gymnasium
	18:15	28	Men	Preliminary Round Pool D	ARG vs IRI	Taiwan University Sports Center
	20:00	15	Women	Preliminary Round Pool D	FIN vs RUS	Taiwan Normal U.M.C. Gymnasium
	20:00	24	Men	Preliminary Round Pool B	POR vs LAT	Tsing Hua University Gymnasium
	20:00	25	Men	Preliminary Round Pool D	CAN vs CYP	Army Academy R.O.C Gymnasium
	20:50	21	Men	Preliminary Round Pool A	TPE vs BRA	Taiwan University Sports Center
WED 23 AUG	13:00	20	Women	Preliminary Round Pool B	CAN vs ARG	Taiwan University Sports Center
	15:00	19	Women	Preliminary Round Pool B	SUI vs UKR	Taiwan Normal U.M.C. Gymnasium
	15:00	22	Women	Preliminary Round Pool C	LAT vs JPN	Army Academy R.O.C Gymnasium
	15:25	21	Women	Preliminary Round Pool C	THA vs USA	Taiwan University Sports Center
	18:00	18	Women	Preliminary Round Pool A	CZE vs FRA	Taiwan Normal U.M.C. Gymnasium
	18:00	23	Women	Preliminary Round Pool D	MEX vs FIN	Army Academy R.O.C Gymnasium
	18:20	17	Women	Preliminary Round Pool A	COL vs TPE	Taiwan University Sports Center
THU 24 AUG	20:10	24	Women	Preliminary Round Pool D	RUS vs BRA	Taiwan University Sports Center
	13:00	40	Men	Preliminary Round Pool D	ARG vs CAN	Taiwan University Sports Center
	15:00	33	Men	Preliminary Round Pool B	LAT vs KOR	CH. Culture University Gymnasium
	15:00	35	Men	Preliminary Round Pool D	IRI vs SUI	Army Academy R.O.C Gymnasium
	15:00	37	Men	Preliminary Round Pool C	CZE vs RUS	Taiwan University Sports Center
	15:00	38	Men	Preliminary Round Pool C	CHI vs AUS	Tsing Hua University Gymnasium
	18:00	31	Men	Preliminary Round Pool A	BRA vs FRA	Taiwan University Sports Center
	18:00	34	Men	Preliminary Round Pool B	MEX vs POR	CH. Culture University Gymnasium
	18:00	36	Men	Preliminary Round Pool D	CYP vs UAE	Army Academy R.O.C Gymnasium
	18:00	39	Men	Preliminary Round Pool C	ROU vs HKG	Tsing Hua University Gymnasium
	21:10	32	Men	Preliminary Round Pool A	JPN vs TPE	Taiwan University Sports Center

COMPETITION SCHEDULE

As of 25 AUG 2017

競賽日程

Date	Start Time	Match No.	Gender	Phase	Teams	Location
FRI 25 AUG	13:00	27	Women	Placement 9-16	BRA vs LAT	Taiwan Normal U.M.C. Gymnasium
	13:00	31	Women	Quarterfinals	RUS vs THA	Taiwan University Sports Center
	13:00	45	Men	Preliminary Round Pool D	CAN vs IRI	Army Academy R.O.C Gymnasium
	15:00	28	Women	Placement 9-16	COL vs SUI	Taiwan Normal U.M.C. Gymnasium
	15:00	32	Women	Quarterfinals	FRA vs UKR	Taiwan University Sports Center
	15:00	41	Men	Preliminary Round Pool A	FRA vs JPN	CH. Culture University Gymnasium
	15:00	46	Men	Preliminary Round Pool D	UAE vs ARG	Army Academy R.O.C Gymnasium
	15:00	48	Men	Preliminary Round Pool C	RUS vs CHI	Tsing Hua University Gymnasium
	18:00	25	Women	Placement 9-16	CZE vs CAN	Taiwan Normal U.M.C. Gymnasium
	18:00	30	Women	Quarterfinals	FIN vs JPN	Taiwan University Sports Center
	18:00	42	Men	Preliminary Round Pool A	USA vs BRA	CH. Culture University Gymnasium
	18:00	47	Men	Preliminary Round Pool D	SUI vs CYP	Army Academy R.O.C Gymnasium
	18:00	49	Men	Preliminary Round Pool C	HKG vs CZE	Tsing Hua University Gymnasium
	20:00	43	Men	Preliminary Round Pool B	KOR vs MEX	Army Academy R.O.C Gymnasium
	20:00	44	Men	Preliminary Round Pool B	UKR vs LAT	CH. Culture University Gymnasium
	20:00	50	Men	Preliminary Round Pool C	AUS vs ROU	Tsing Hua University Gymnasium
	20:20	26	Women	Placement 9-16	MEX vs USA	Taiwan Normal U.M.C. Gymnasium
	20:31	29	Women	Quarterfinals	TPE vs ARG	Taiwan University Sports Center
SAT 26 AUG	13:00	38	Women	Placing 5-8	THA vs FRA	Taiwan University Sports Center
	15:00	34	Women	Placement 13-16	LAT vs COL	Taiwan Normal U.M.C. Gymnasium
	15:00	36	Women	Placement 9-12	BRA vs SUI	Army Academy R.O.C Gymnasium
	15:00	37	Women	Placing 5-8	ARG vs FIN	Taiwan University Sports Center
	18:00	33	Women	Placement 13-16	CAN vs MEX	Taiwan Normal U.M.C. Gymnasium
	18:00	35	Women	Placement 9-12	CZE vs USA	Army Academy R.O.C Gymnasium
	18:00	40	Women	Semifinals	RUS vs UKR	Taiwan University Sports Center
	20:00	39	Women	Semifinals	TPE vs JPN	Taiwan University Sports Center
SUN 27 AUG	13:00	41	Women	Placement 15th-16th	Loser #33 vs Loser #34	Taiwan Normal U.M.C. Gymnasium
	13:00	53	Men	Placement 9-16	FRA vs MEX	Tsing Hua University Gymnasium
	13:00	59	Men	Quarterfinals	IRI vs CZE	Taiwan University Sports Center
	15:00	42	Women	Placement 13th-14th	Winner #33 vs Winner #34	Taiwan Normal U.M.C. Gymnasium
	15:00	45	Women	Placement 7th-8th	Loser #37 vs Loser #38	CH. Culture University Gymnasium
	15:00	51	Men	Placement 17-22	UAE vs AUS	Army Academy R.O.C Gymnasium
	15:00	54	Men	Placement 9-16	CAN vs ROU	Tsing Hua University Gymnasium
	15:00	60	Men	Quarterfinals	BRA vs UKR	Taiwan University Sports Center
	18:00	43	Women	Placement 11th-12th	Loser #35 vs Loser #36	Taiwan Normal U.M.C. Gymnasium
	18:00	46	Women	Placement 5th-6th	Winner #37 vs Winner #38	CH. Culture University Gymnasium
	18:00	52	Men	Placement 17-22	CYP vs CHI	Army Academy R.O.C Gymnasium
	18:00	55	Men	Placement 9-16	SUI vs HKG	Tsing Hua University Gymnasium
	18:00	58	Men	Quarterfinals	ARG vs RUS	Taiwan University Sports Center
	20:00	44	Women	Placement 9th-10th	Winner #35 vs Winner #36	Taiwan Normal U.M.C. Gymnasium
	20:00	56	Men	Placement 9-16	TPE vs KOR	Tsing Hua University Gymnasium
	20:00	57	Men	Quarterfinals	JPN vs POR	Taiwan University Sports Center

COMPETITION SCHEDULE As of 25 AUG 2017

競賽日程

Date	Start Time	Match No.	Gender	Phase	Teams	Location
MON 28 AUG	13:00	61	Men	Placement 17-20	A5 vs Winner #51	Army Academy R.O.C Gymnasium
	13:00	63	Men	Placement 13-16	Loser #53 vs Loser #54	Tsing Hua University Gymnasium
	13:00	68	Men	Placing 5-8	Loser #59 vs Loser #60	CH. Culture University Gymnasium
	13:00	70	Men	Semifinals	Winner #59 vs Winner #60	Taiwan University Sports Center
	15:00	62	Men	Placement 17-20	B5 vs Winner #52	Army Academy R.O.C Gymnasium
	15:00	64	Men	Placement 13-16	Loser #55 vs Loser #56	Tsing Hua University Gymnasium
	15:00	67	Men	Placing 5-8	Loser #57 vs Loser #58	CH. Culture University Gymnasium
	15:00	69	Men	Semifinals	Winner #57 vs Winner #58	Taiwan University Sports Center
	17:30	47	Women	Bronze Medal	Loser #39 vs Loser #40	Taiwan University Sports Center
	17:30	65	Men	Placement 9-12	Winner #53 vs Winner #54	Tsing Hua University Gymnasium
	17:30	71	Men	Placement 21th-22th	Loser #51 vs Loser #52	Army Academy R.O.C Gymnasium
	20:00	48	Women	Gold Medal	Winner #39 vs Winner #40	Taiwan University Sports Center
TUE 29 AUG	20:00	66	Men	Placement 9-12	Winner #55 vs Winner #56	Tsing Hua University Gymnasium
	13:00	72	Men	Placement 19th-20th	Loser #61 vs Loser #62	Army Academy R.O.C Gymnasium
	13:00	74	Men	Placement 15th-16th	Loser #63 vs Loser #64	Taiwan Normal U.M.C. Gymnasium
	13:00	76	Men	Placement 11th-12th	Loser #65 vs Loser #66	Tsing Hua University Gymnasium
	14:00	79	Men	Placement 5th-6th	Winner #67 vs Winner #68	Taiwan University Sports Center
	15:00	73	Men	Placement 17th-18th	Winner #61 vs Winner #62	Army Academy R.O.C Gymnasium
	15:00	75	Men	Placement 13th-14th	Winner #63 vs Winner #64	Taiwan Normal U.M.C. Gymnasium
	15:00	77	Men	Placement 9th-10th	Winner #65 vs Winner #66	Tsing Hua University Gymnasium
	17:00	80	Men	Bronze Medal	Loser #69 vs Loser #70	Taiwan University Sports Center
	18:00	78	Men	Placement 7th-8th	Loser #67 vs Loser #68	Tsing Hua University Gymnasium
	20:00	81	Men	Gold Medal	Winner #69 vs Winner #70	Taiwan University Sports Center

MEDAL STANDINGS As of 29 AUG 2017

AFTER 2 OF 2 EVENTS

Event Name	Date	Medal	Name	NUSF Code
Women	28 AUG 2017	GOLD	MALYKH Natalia RYSEVA Daria LAZARENKO Angelina KOTIKOVA Anna KOTOVA Elizaveta LYUBUSHKINA Ekaterina KROTKOVA Natalia IURINSKAIA Tatiana PANKOVA Alina SERBINA Svetlana RUSSU Viktoriia KURNOSOVA Kristina	RUS
		SILVER	ODA Momoka IMAMURA Yuka MURANAGA Nao SHIBATA Mika TSUKADA Shiori KOJIMA Manami YAMAUCHI Misaki INOUE Arisa SUGI Ayaka MARUO Haruka NOJIMA Kasumi YOKOTA Mami	JPN
		BRONZE	DEHTIAROVA Maryna DROZD Daria KARPETS Diana BOYKO Yuliya DUDNYK Kateryna YEFREMENKO Anna KYRYCHENKO Hanna NAPALKOVA Olena NIEMTSEVA Krystyna SILCHENKOVA Kateryna CHERNUKHA Anastasiia YATSKIV Tetiana	UKR
Men	29 AUG 2017	GOLD	VADI Mohammadtaher VALAEI Akbar HEIDARI SHAHI Behzad PIROUT POUR Farhad FALLAH Mohammad MOAZZEN Mohammadreza BARSHAN Hadi SHIROODGHORBANI Saeid RANJBAR Armin MOHAMMADFATHALI Amirali KARKHANEH Ghasem YOUSEFPOOR Ali	IRI

MEDAL STANDINGS As of 29 AUG 2017

AFTER 2 OF 2 EVENTS

Event Name	Date	Medal	Name	NUSF Code
Men	29 AUG 2017	SILVER	SHCHADILOV Leonid BANNOV Evgenii BOLDYREV Alexander BOTIN Anton GLIVENKO Bogdan SHISHKIN Vladimir EMELIANOV Dmitrii LIKHOSHERSTOV Vadim ISMAILOV Azizbek NIKITIN Sergei PLUZHNIKOV Alexey SHCHERBININ Dmitry	RUS
		BRONZE	FUKUYAMA Taichi TAKANO Naoya IMAMURA Takahiko FUJINAKA Kenya YAMAGUCHI Shohei KODAMA Yasunari YAMAMOTO Tomohiro HISAHARA Tsubasa HATA Kosuke SAKAI Keisuke OGIHARA Yutaka WATANABE Yuma	JPN

MEDAL STANDINGS As of 29 AUG 2017

獎牌排行榜

AFTER 2 OF 2 EVENTS

Rank	NUSF	Men				Women				Total				Rank by Total
		G	S	B	Tot	G	S	B	Tot	G	S	B	Tot	
1	RUS - Russian Federation		1		1	1			1	1	1		2	=1
2	IRI - Islamic Republic of Iran	1			1					1			1	=3
3	JPN - Japan			1	1		1		1		1	1	2	=1
4	UKR - Ukraine							1	1			1	1	=3
Total:		1	1	1	3	1	1	1	3	2	2	2	6	

Legend:

= Equal sign indicates that two or more NUSFs share the same rank by total
Tot Total

B Bronze G Gold S Silver




RESULT BOOK

29TH Summer Universiade Taipei 2017



Volleyball

Men







CUMULATIVE STATISTICS BY SKILL


累計攻守統計數據

ARG - ARGENTINA

After 8 matches

Scoring Spike	No.	Name	Spikes	Faults	Shots	Total Attempts	Eff %
	1	VILDOSOLA MarianoOH	21	8	42	71	18.31
	2	GOMEZ NicolasOP	3	4	13	20	
	3	GIRAUDO MatiasS	14	2	3	19	63.16
	4	BENITEZ RamiroMB	8	2	2	12	50.00
	5	MARTINA FedericoOP	116	37	91	244	32.38
	6	IMHOFF FacundoMB	36	13	17	66	34.85
	7	POSTEMSKY IvanMB	43	13	22	78	38.46
	8	ROBERTS IgnacioS	1	-	1	2	50.00
	9	VINTI Bruno PabloOH	49	14	49	112	31.25
	10	VILLARRUEL JuanOH	35	18	63	116	14.66
	11	MASSIMINO Luciano (L)	-	-	-	-	0.00
	12	JAIME MaximilianoOH	6	1	3	10	50.00
Team Totals			332	112	306	750	29.33

Scoring Block	No.	Name	Kill Blocks	Faults	Rebounds	Total Attempts	Avg By Set
	1	VILDOSOLA MarianoOH	3	10	9	22	0.11
	2	GOMEZ NicolasOP	1	5	4	10	0.04
	3	GIRAUDO MatiasS	11	8	23	42	0.39
	4	BENITEZ RamiroMB	1	3	8	12	0.04
	5	MARTINA FedericoOP	8	10	26	44	0.29
	6	IMHOFF FacundoMB	14	22	52	88	0.50
	7	POSTEMSKY IvanMB	19	22	50	91	0.68
	8	ROBERTS IgnacioS	-	1	1	2	0.00
	9	VINTI Bruno PabloOH	5	5	15	25	0.18
	10	VILLARRUEL JuanOH	3	5	12	20	0.11
	11	MASSIMINO Luciano (L)	-	-	-	-	0.00
	12	JAIME MaximilianoOH	-	1	3	4	0.00
Team Totals			65	92	203	360	2.32

Scoring Service	No.	Name	Aces	Faults	Serve Hits	Total Attempts	Avg By Set
	1	VILDOSOLA MarianoOH	3	2	61	66	0.11
	2	GOMEZ NicolasOP	-	1	4	5	0.00
	3	GIRAUDO MatiasS	15	22	97	134	0.54
	4	BENITEZ RamiroMB	-	-	17	17	0.00
	5	MARTINA FedericoOP	7	27	48	82	0.25
	6	IMHOFF FacundoMB	5	7	65	77	0.18
	7	POSTEMSKY IvanMB	4	7	91	102	0.14
	8	ROBERTS IgnacioS	-	1	19	20	0.00
	9	VINTI Bruno PabloOH	1	4	51	56	0.04
	10	VILLARRUEL JuanOH	5	22	50	77	0.18
	11	MASSIMINO Luciano (L)	-	-	-	-	0.00
	12	JAIME MaximilianoOH	-	2	2	4	0.00
Team Totals			40	95	505	640	1.43

Team	Opponent Errors & Team Faults	209	34
------	-------------------------------	-----	----





CUMULATIVE STATISTICS BY SKILL


累計攻守統計數據

ARG - ARGENTINA

After 8 matches

Non-Scoring Dig	No.	Name	Digs	Faults	Receptions	Total Attempts	Avg By Set
	1	VILDOSOLA MarianoOH	16	17	21	54	0.57
	2	GOMEZ NicolasOP	-	2	3	5	0.00
	3	GIRAUDO MatiasS	15	24	55	94	0.54
	4	BENITEZ RamiroMB	1	2	4	7	0.04
	5	MARTINA FedericoOP	16	25	37	78	0.57
	6	IMHOFF FacundoMB	4	9	22	35	0.14
	7	POSTEMSKY IvanMB	3	15	30	48	0.11
	8	ROBERTS IgnacioS	5	6	7	18	0.18
	9	VINTI Bruno PabloOH	15	20	44	79	0.54
	10	VILLARRUEL JuanOH	17	16	36	69	0.61
	11	MASSIMINO Luciano (L)	39	43	55	137	1.39
	12	JAIME MaximilianoOH	-	-	-	-	0.00
Team Totals			131	179	314	624	4.68

Non-Scoring Set	No.	Name	Running Sets	Faults	Still Sets	Total Attempts	Avg By Set
	1	VILDOSOLA MarianoOH	1	-	7	8	0.04
	2	GOMEZ NicolasOP	-	-	-	-	0.00
	3	GIRAUDO MatiasS	156	7	363	526	5.57
	4	BENITEZ RamiroMB	-	-	3	3	0.00
	5	MARTINA FedericoOP	-	-	7	7	0.00
	6	IMHOFF FacundoMB	1	-	7	8	0.04
	7	POSTEMSKY IvanMB	-	-	13	13	0.00
	8	ROBERTS IgnacioS	33	1	58	92	1.18
	9	VINTI Bruno PabloOH	1	1	10	12	0.04
	10	VILLARRUEL JuanOH	4	-	11	15	0.14
	11	MASSIMINO Luciano (L)	8	-	32	40	0.29
	12	JAIME MaximilianoOH	-	-	-	-	0.00
Team Totals			204	9	511	724	7.29

Non-Scoring Reception	No.	Name	Excellents	Faults	Serve Receptions	Total Attempts	Succ %
	1	VILDOSOLA MarianoOH	40	8	96	144	27.78
	2	GOMEZ NicolasOP	-	-	-	-	0.00
	3	GIRAUDO MatiasS	-	1	3	4	0.00
	4	BENITEZ RamiroMB	-	-	-	-	0.00
	5	MARTINA FedericoOP	-	-	-	-	0.00
	6	IMHOFF FacundoMB	-	-	2	2	0.00
	7	POSTEMSKY IvanMB	-	-	3	3	0.00
	8	ROBERTS IgnacioS	-	-	-	-	0.00
	9	VINTI Bruno PabloOH	28	7	63	98	28.57
	10	VILLARRUEL JuanOH	43	5	53	101	42.57
	11	MASSIMINO Luciano (L)	52	7	54	113	46.02
	12	JAIME MaximilianoOH	-	-	2	2	0.00
Team Totals			163	28	276	467	34.90

Legend:					
Avg	Average	Eff %	Efficiency	L	Libero Player
MB	Middle Blocker Player	OH	Outside Hitter	OP	Opposite Player
S	Setter Player	Succ %	Success %		



CUMULATIVE STATISTICS BY SKILL

累計攻守統計數據

AUS - AUSTRALIA

After 8 matches

Scoring Spike	No.	Name	Spikes	Faults	Shots	Total Attempts	Eff %
	1	BRISBANE Samuel ThomasS	8	1	9	18	38.89
	2	MURCH Malachi PatrickOH	26	12	16	54	25.93
	3	VILES Elliott PaulOH	32	10	48	90	24.44
	5	STOCKTON Curtis JeffreyOP	68	25	69	162	26.54
	6	COAT Simon Philip (L)	-	-	-	-	0.00
	7	TAYLOR Tim RobertOH	22	12	15	49	20.41
	8	BUTLER Nicholas EdwardS	-	-	1	1	0.00
	9	AUBREY Matthew JamesOP	29	16	21	66	19.70
	10	ALVES Samuel JosephMB	20	6	11	37	37.84
	11	KEHL Lewis DanielMB	14	2	16	32	37.50
	17	MACDONALD StevenMB	19	5	12	36	38.89
	20	HODGES Thomas EricOH	112	27	70	209	40.67
	Team Totals		350	116	288	754	31.03

Scoring Block	No.	Name	Kill Blocks	Faults	Rebounds	Total Attempts	Avg By Set
	1	BRISBANE Samuel ThomasS	5	11	25	41	0.17
	2	MURCH Malachi PatrickOH	1	5	6	12	0.03
	3	VILES Elliott PaulOH	8	11	10	29	0.28
	5	STOCKTON Curtis JeffreyOP	5	17	24	46	0.17
	6	COAT Simon Philip (L)	-	-	-	-	0.00
	7	TAYLOR Tim RobertOH	1	3	6	10	0.03
	8	BUTLER Nicholas EdwardS	1	-	3	4	0.03
	9	AUBREY Matthew JamesOP	6	5	18	29	0.21
	10	ALVES Samuel JosephMB	9	14	25	48	0.31
	11	KEHL Lewis DanielMB	5	18	18	41	0.17
	17	MACDONALD StevenMB	7	16	18	41	0.24
	20	HODGES Thomas EricOH	5	17	23	45	0.17
	Team Totals		53	117	176	346	1.83

Scoring Service	No.	Name	Aces	Faults	Serve Hits	Total Attempts	Avg By Set
	1	BRISBANE Samuel ThomasS	2	5	106	113	0.07
	2	MURCH Malachi PatrickOH	-	13	29	42	0.00
	3	VILES Elliott PaulOH	2	11	43	56	0.07
	5	STOCKTON Curtis JeffreyOP	8	16	44	68	0.28
	6	COAT Simon Philip (L)	-	-	-	-	0.00
	7	TAYLOR Tim RobertOH	2	4	19	25	0.07
	8	BUTLER Nicholas EdwardS	2	5	15	22	0.07
	9	AUBREY Matthew JamesOP	2	5	42	49	0.07
	10	ALVES Samuel JosephMB	2	3	59	64	0.07
	11	KEHL Lewis DanielMB	1	10	37	48	0.03
	17	MACDONALD StevenMB	11	13	63	87	0.38
	20	HODGES Thomas EricOH	3	26	66	95	0.10
	Team Totals		35	111	523	669	1.21

Team	Opponent Errors & Team Faults	228	67
------	-------------------------------	-----	----





CUMULATIVE STATISTICS BY SKILL


累計攻守統計數據

AUS - AUSTRALIA

After 8 matches

Non-Scoring Dig	No.	Name	Digs	Faults	Receptions	Total Attempts	Avg By Set
	1	BRISBANE Samuel ThomasS	42	37	41	120	1.45
	2	MURCH Malachi PatrickOH	17	13	16	46	0.59
	3	VILES Elliott PaulOH	20	16	20	56	0.69
	5	STOCKTON Curtis JeffreyOP	24	15	32	71	0.83
	6	COAT Simon Philip (L)	48	41	28	117	1.66
	7	TAYLOR Tim RobertOH	3	3	10	16	0.10
	8	BUTLER Nicholas EdwardS	3	6	1	10	0.10
	9	AUBREY Matthew JamesOP	6	14	12	32	0.21
	10	ALVES Samuel JosephMB	15	14	5	34	0.52
	11	KEHL Lewis DanielMB	6	3	4	13	0.21
	17	MACDONALD StevenMB	13	7	9	29	0.45
	20	HODGES Thomas EricOH	30	18	20	68	1.03
	Team Totals		227	187	198	612	7.83

Non-Scoring Set	No.	Name	Running Sets	Faults	Still Sets	Total Attempts	Avg By Set
	1	BRISBANE Samuel ThomasS	163	7	383	553	5.62
	2	MURCH Malachi PatrickOH	-	-	18	18	0.00
	3	VILES Elliott PaulOH	-	-	5	5	0.00
	5	STOCKTON Curtis JeffreyOP	-	-	6	6	0.00
	6	COAT Simon Philip (L)	12	1	39	52	0.41
	7	TAYLOR Tim RobertOH	1	-	3	4	0.03
	8	BUTLER Nicholas EdwardS	10	-	45	55	0.34
	9	AUBREY Matthew JamesOP	2	1	3	6	0.07
	10	ALVES Samuel JosephMB	-	1	5	6	0.00
	11	KEHL Lewis DanielMB	1	-	2	3	0.03
	17	MACDONALD StevenMB	1	2	2	5	0.03
	20	HODGES Thomas EricOH	2	-	8	10	0.07
	Team Totals		192	12	519	723	6.62

Non-Scoring Reception	No.	Name	Excellents	Faults	Serve Receptions	Total Attempts	Succ %
	1	BRISBANE Samuel ThomasS	-	-	3	3	0.00
	2	MURCH Malachi PatrickOH	23	5	42	70	32.86
	3	VILES Elliott PaulOH	37	6	60	103	35.92
	5	STOCKTON Curtis JeffreyOP	-	-	1	1	0.00
	6	COAT Simon Philip (L)	70	8	95	173	40.46
	7	TAYLOR Tim RobertOH	13	4	34	51	25.49
	8	BUTLER Nicholas EdwardS	-	-	-	-	0.00
	9	AUBREY Matthew JamesOP	-	-	-	-	0.00
	10	ALVES Samuel JosephMB	2	-	3	5	40.00
	11	KEHL Lewis DanielMB	1	-	-	1	100.00
	17	MACDONALD StevenMB	-	-	-	-	0.00
	20	HODGES Thomas EricOH	43	6	73	122	35.25
	Team Totals		189	29	311	529	35.73

Legend:

Avg	Average	Eff %	Efficiency	L	Libero Player
MB	Middle Blocker Player	OH	Outside Hitter	OP	Opposite Player
S	Setter Player	Succ %	Success %		



CUMULATIVE STATISTICS BY SKILL

累計攻守統計數據

BRA - BRAZIL

After 7 matches

Scoring Spike	No.	Name	Spikes	Faults	Shots	Total Attempts	Eff %
	1	LAMOUNIER PauloS	-	1	2	3	
	2	CIENINGA FernandoS	-	-	1	1	0.00
	3	COSTA MarcusOH	88	31	47	166	34.34
	4	GONCALVES JUNIOR MarioOH	10	15	20	45	
	5	DE LIMA Lucas GiMB	23	3	18	44	45.45
	6	DA COSTA JUNIOR JersonOH	1	2	8	11	
	7	ZAYEK ArthurOH	11	5	23	39	15.38
	8	RUBBO BrunoMB	14	-	10	24	58.33
	9	DE SOUZA SANTOS AndersonMB	36	5	34	75	41.33
	10	NETO AboubacarOP	51	17	34	102	33.33
	11	DOS SANTOS LailsonOP	95	36	65	196	30.10
	12	DE ARAUJO Klebson (L)	-	-	-	-	0.00
Team Totals			329	115	262	706	30.31

Scoring Block	No.	Name	Kill Blocks	Faults	Rebounds	Total Attempts	Avg By Set
	1	LAMOUNIER PauloS	4	6	6	16	0.14
	2	CIENINGA FernandoS	3	5	16	24	0.11
	3	COSTA MarcusOH	10	15	15	40	0.36
	4	GONCALVES JUNIOR MarioOH	3	10	11	24	0.11
	5	DE LIMA Lucas GiMB	14	25	39	78	0.50
	6	DA COSTA JUNIOR JersonOH	1	-	3	4	0.04
	7	ZAYEK ArthurOH	2	5	7	14	0.07
	8	RUBBO BrunoMB	10	11	17	38	0.36
	9	DE SOUZA SANTOS AndersonMB	21	34	56	111	0.75
	10	NETO AboubacarOP	3	12	16	31	0.11
	11	DOS SANTOS LailsonOP	12	20	19	51	0.43
	12	DE ARAUJO Klebson (L)	-	-	-	-	0.00
Team Totals			83	143	205	431	2.96

Scoring Service	No.	Name	Aces	Faults	Serve Hits	Total Attempts	Avg By Set
	1	LAMOUNIER PauloS	-	4	53	57	0.00
	2	CIENINGA FernandoS	1	3	81	85	0.04
	3	COSTA MarcusOH	8	17	71	96	0.29
	4	GONCALVES JUNIOR MarioOH	3	10	30	43	0.11
	5	DE LIMA Lucas GiMB	2	3	61	66	0.07
	6	DA COSTA JUNIOR JersonOH	-	-	2	2	0.00
	7	ZAYEK ArthurOH	1	14	28	43	0.04
	8	RUBBO BrunoMB	2	2	34	38	0.07
	9	DE SOUZA SANTOS AndersonMB	4	8	94	106	0.14
	10	NETO AboubacarOP	3	6	31	40	0.11
	11	DOS SANTOS LailsonOP	3	8	56	67	0.11
	12	DE ARAUJO Klebson (L)	-	-	-	-	0.00
Team Totals			27	75	541	643	0.96

Team	Opponent Errors & Team Faults	206	28
------	-------------------------------	-----	----





CUMULATIVE STATISTICS BY SKILL


累計攻守統計數據

BRA - BRAZIL

After 7 matches

Non-Scoring Dig	No.	Name	Digs	Faults	Receptions	Total Attempts	Avg By Set
	1	LAMOUNIER PauloS	5	21	30	56	0.18
	2	CIENINGA FernandoS	7	23	20	50	0.25
	3	COSTA MarcusOH	20	35	38	93	0.71
	4	GONCALVES JUNIOR MarioOH	5	15	17	37	0.18
	5	DE LIMA Lucas GiMB	3	9	9	21	0.11
	6	DA COSTA JUNIOR JersonOH	-	1	1	2	0.00
	7	ZAYEK ArthurOH	6	15	17	38	0.21
	8	RUBBO BrunoMB	-	2	5	7	0.00
	9	DE SOUZA SANTOS AndersonMB	5	15	17	37	0.18
	10	NETO AboubacarOP	8	11	12	31	0.29
	11	DOS SANTOS LailsonOP	11	22	34	67	0.39
	12	DE ARAUJO Klebson (L)	35	58	65	158	1.25
Team Totals			105	227	265	597	3.75

Non-Scoring Set	No.	Name	Running Sets	Faults	Still Sets	Total Attempts	Avg By Set
	1	LAMOUNIER PauloS	73	1	178	252	2.61
	2	CIENINGA FernandoS	108	8	227	343	3.86
	3	COSTA MarcusOH	3	1	9	13	0.11
	4	GONCALVES JUNIOR MarioOH	-	1	4	5	0.00
	5	DE LIMA Lucas GiMB	-	-	5	5	0.00
	6	DA COSTA JUNIOR JersonOH	-	-	1	1	0.00
	7	ZAYEK ArthurOH	1	-	1	2	0.04
	8	RUBBO BrunoMB	-	-	1	1	0.00
	9	DE SOUZA SANTOS AndersonMB	-	-	12	12	0.00
	10	NETO AboubacarOP	-	-	3	3	0.00
	11	DOS SANTOS LailsonOP	-	-	5	5	0.00
	12	DE ARAUJO Klebson (L)	6	-	46	52	0.21
Team Totals			191	11	492	694	6.82

Non-Scoring Reception	No.	Name	Excellents	Faults	Serve Receptions	Total Attempts	Succ %
	1	LAMOUNIER PauloS	-	1	2	3	0.00
	2	CIENINGA FernandoS	-	-	1	1	0.00
	3	COSTA MarcusOH	84	14	128	226	37.17
	4	GONCALVES JUNIOR MarioOH	14	3	36	53	26.42
	5	DE LIMA Lucas GiMB	-	-	1	1	0.00
	6	DA COSTA JUNIOR JersonOH	1	2	6	9	11.11
	7	ZAYEK ArthurOH	14	3	40	57	24.56
	8	RUBBO BrunoMB	-	-	-	-	0.00
	9	DE SOUZA SANTOS AndersonMB	2	1	3	6	33.33
	10	NETO AboubacarOP	-	1	1	2	0.00
	11	DOS SANTOS LailsonOP	2	4	11	17	11.76
	12	DE ARAUJO Klebson (L)	60	8	86	154	38.96
Team Totals			177	37	315	529	33.46

Legend:


Avg	Average	Eff %	Efficiency	L	Libero Player
MB	Middle Blocker Player	OH	Outside Hitter	OP	Opposite Player
S	Setter Player	Succ %	Success %		


CUMULATIVE STATISTICS BY SKILL


累計攻守統計數據

CAN - CANADA

After 8 matches

Scoring Spike	No.	Name	Spikes	Faults	Shots	Total Attempts	Eff %
	1	CHANCY GabrielS	5	-	10	15	33.33
	2	LETHBRIDGE Sebastian AlexaS	1	1	1	3	0.00
	3	DAVIES Jeremy Alexande (L)	-	-	-	-	0.00
	5	COLEMAN Lucas RobertOH	55	33	81	169	13.02
	6	JOHNSON Pierce ShepherdOH	3	-	-	3	100.00
	7	WOOD Steven JamesMB	30	14	62	106	15.09
	8	TAYLOR Warren KingstonMB	24	5	32	61	31.15
	9	MOATE Johnathan JamesMB	19	7	21	47	25.53
	10	METCALF Mason BrynMB	1	2	1	4	
	11	BRANCH Cameron BradleyOP	44	17	59	120	22.50
	12	VEYRON-TRUDEL GodefroyOP	30	15	32	77	19.48
	24	BRAR Irvandeep SinghOH	81	44	101	226	16.37
	Team Totals		293	138	400	831	18.65

Scoring Block	No.	Name	Kill Blocks	Faults	Rebounds	Total Attempts	Avg By Set
	1	CHANCY GabrielS	6	24	24	54	0.19
	2	LETHBRIDGE Sebastian AlexaS	-	-	6	6	0.00
	3	DAVIES Jeremy Alexande (L)	-	-	-	-	0.00
	5	COLEMAN Lucas RobertOH	6	10	14	30	0.19
	6	JOHNSON Pierce ShepherdOH	-	1	-	1	0.00
	7	WOOD Steven JamesMB	6	11	16	33	0.19
	8	TAYLOR Warren KingstonMB	18	30	46	94	0.56
	9	MOATE Johnathan JamesMB	12	37	32	81	0.38
	10	METCALF Mason BrynMB	3	2	6	11	0.09
	11	BRANCH Cameron BradleyOP	3	8	8	19	0.09
	12	VEYRON-TRUDEL GodefroyOP	2	4	8	14	0.06
	24	BRAR Irvandeep SinghOH	15	16	24	55	0.47
	Team Totals		71	143	184	398	2.22

Scoring Service	No.	Name	Aces	Faults	Serve Hits	Total Attempts	Avg By Set
	1	CHANCY GabrielS	5	17	105	127	0.16
	2	LETHBRIDGE Sebastian AlexaS	-	-	4	4	0.00
	3	DAVIES Jeremy Alexande (L)	-	-	-	-	0.00
	5	COLEMAN Lucas RobertOH	6	21	87	114	0.19
	6	JOHNSON Pierce ShepherdOH	-	3	2	5	0.00
	7	WOOD Steven JamesMB	4	18	26	48	0.13
	8	TAYLOR Warren KingstonMB	2	8	87	97	0.06
	9	MOATE Johnathan JamesMB	7	8	95	110	0.22
	10	METCALF Mason BrynMB	-	1	9	10	0.00
	11	BRANCH Cameron BradleyOP	3	15	19	37	0.09
	12	VEYRON-TRUDEL GodefroyOP	1	7	16	24	0.03
	24	BRAR Irvandeep SinghOH	11	24	62	97	0.34
	Team Totals		39	122	512	673	1.22

Team	Opponent Errors & Team Faults	268	92
------	-------------------------------	-----	----


CUMULATIVE STATISTICS BY SKILL


累計攻守統計數據

CAN - CANADA

After 8 matches

Non-Scoring Dig	No.	Name	Digs	Faults	Receptions	Total Attempts	Avg By Set
	1	CHANCY GabrielS	23	34	40	97	0.72
	2	LETHBRIDGE Sebastian AlexaS	4	1	6	11	0.13
	3	DAVIES Jeremy Alexande (L)	45	37	53	135	1.41
	5	COLEMAN Lucas RobertOH	29	24	35	88	0.91
	6	JOHNSON Pierce ShepherdOH	1	3	3	7	0.03
	7	WOOD Steven JamesMB	9	12	23	44	0.28
	8	TAYLOR Warren KingstonMB	7	8	12	27	0.22
	9	MOATE Johnathan JamesMB	7	7	19	33	0.22
	10	METCALF Mason BrynMB	-	1	6	7	0.00
	11	BRANCH Cameron BradleyOP	12	22	19	53	0.38
	12	VEYRON-TRUDEL GodefroyOP	10	10	12	32	0.31
	24	BRAR Irvandeep SinghOH	29	19	42	90	0.91
	Team Totals		176	178	270	624	5.50

Non-Scoring Set	No.	Name	Running Sets	Faults	Still Sets	Total Attempts	Avg By Set
	1	CHANCY GabrielS	139	6	501	646	4.34
	2	LETHBRIDGE Sebastian AlexaS	11	-	28	39	0.34
	3	DAVIES Jeremy Alexande (L)	8	-	41	49	0.25
	5	COLEMAN Lucas RobertOH	-	-	9	9	0.00
	6	JOHNSON Pierce ShepherdOH	-	-	1	1	0.00
	7	WOOD Steven JamesMB	-	-	5	5	0.00
	8	TAYLOR Warren KingstonMB	1	-	11	12	0.03
	9	MOATE Johnathan JamesMB	1	-	4	5	0.03
	10	METCALF Mason BrynMB	-	-	-	-	0.00
	11	BRANCH Cameron BradleyOP	-	-	4	4	0.00
	12	VEYRON-TRUDEL GodefroyOP	-	-	5	5	0.00
	24	BRAR Irvandeep SinghOH	1	-	17	18	0.03
	Team Totals		161	6	626	793	5.03

Non-Scoring Reception	No.	Name	Excellents	Faults	Serve Receptions	Total Attempts	Succ %
	1	CHANCY GabrielS	-	-	2	2	0.00
	2	LETHBRIDGE Sebastian AlexaS	-	-	-	-	0.00
	3	DAVIES Jeremy Alexande (L)	48	5	58	111	43.24
	5	COLEMAN Lucas RobertOH	50	9	164	223	22.42
	6	JOHNSON Pierce ShepherdOH	4	3	6	13	30.77
	7	WOOD Steven JamesMB	5	2	11	18	27.78
	8	TAYLOR Warren KingstonMB	-	-	1	1	0.00
	9	MOATE Johnathan JamesMB	4	-	-	4	100.00
	10	METCALF Mason BrynMB	1	1	-	2	50.00
	11	BRANCH Cameron BradleyOP	-	-	1	1	0.00
	12	VEYRON-TRUDEL GodefroyOP	5	-	15	20	25.00
	24	BRAR Irvandeep SinghOH	67	6	112	185	36.22
	Team Totals		184	26	370	580	31.72

Legend:

Avg	Average	Eff %	Efficiency	L	Libero Player
MB	Middle Blocker Player	OH	Outside Hitter	OP	Opposite Player
S	Setter Player	Succ %	Success %		



CUMULATIVE STATISTICS BY SKILL

累計攻守統計數據

CHI - CHILE

After 7 matches

Scoring Spike	No.	Name	Spikes	Faults	Shots	Total Attempts	Eff %
	1	SCHILLING JanMB	30	9	31	70	30.00
	2	ROMERO IgnacioS	-	-	2	2	0.00
	3	SOLAR CarlosMB	28	6	21	55	40.00
	4	CASTILLO FelipeS	1	-	2	3	33.33
	5	SOTO Sebastian (L)	-	-	-	-	0.00
	7	ZAVALA IgnacioOP	96	48	85	229	20.96
	8	CANAS FernandoOH	2	1	4	7	14.29
	9	PULGAR RodrigoOH	40	31	50	121	7.44
	10	MELGAREJO Bastian (L)	-	-	-	-	0.00
	11	ALBORNOZ RafaelOH	24	19	34	77	6.49
	12	REBOLLEDO DiegoOH	27	11	41	79	20.25
	14	CONCHA MarceloMB	21	5	14	40	40.00
	Team Totals		269	130	284	683	20.35

Scoring Block	No.	Name	Kill Blocks	Faults	Rebounds	Total Attempts	Avg By Set
	1	SCHILLING JanMB	5	28	25	58	0.19
	2	ROMERO IgnacioS	1	2	2	5	0.04
	3	SOLAR CarlosMB	7	13	16	36	0.27
	4	CASTILLO FelipeS	3	12	16	31	0.12
	5	SOTO Sebastian (L)	-	-	-	-	0.00
	7	ZAVALA IgnacioOP	5	29	34	68	0.19
	8	CANAS FernandoOH	1	3	3	7	0.04
	9	PULGAR RodrigoOH	3	5	10	18	0.12
	10	MELGAREJO Bastian (L)	-	-	-	-	0.00
	11	ALBORNOZ RafaelOH	8	12	6	26	0.31
	12	REBOLLEDO DiegoOH	4	8	9	21	0.15
	14	CONCHA MarceloMB	7	14	14	35	0.27
	Team Totals		44	126	135	305	1.69

Scoring Service	No.	Name	Aces	Faults	Serve Hits	Total Attempts	Avg By Set
	1	SCHILLING JanMB	1	2	60	63	0.04
	2	ROMERO IgnacioS	1	2	7	10	0.04
	3	SOLAR CarlosMB	1	3	55	59	0.04
	4	CASTILLO FelipeS	2	5	93	100	0.08
	5	SOTO Sebastian (L)	-	-	-	-	0.00
	7	ZAVALA IgnacioOP	4	19	54	77	0.15
	8	CANAS FernandoOH	-	2	14	16	0.00
	9	PULGAR RodrigoOH	4	9	40	53	0.15
	10	MELGAREJO Bastian (L)	-	-	-	-	0.00
	11	ALBORNOZ RafaelOH	3	6	27	36	0.12
	12	REBOLLEDO DiegoOH	7	12	63	82	0.27
	14	CONCHA MarceloMB	1	2	30	33	0.04
	Team Totals		24	62	443	529	0.92

Team	Opponent Errors & Team Faults	186	56
------	-------------------------------	-----	----





CUMULATIVE STATISTICS BY SKILL


累計攻守統計數據

CHI - CHILE

After 7 matches

Non-Scoring Dig	No.	Name	Digs	Faults	Receptions	Total Attempts	Avg By Set
	1	SCHILLING JanMB	11	12	12	35	0.42
	2	ROMERO IgnacioS	-	1	3	4	0.00
	3	SOLAR CarlosMB	7	12	8	27	0.27
	4	CASTILLO FelipeS	34	13	26	73	1.31
	5	SOTO Sebastian (L)	28	34	16	78	1.08
	7	ZAVALA IgnacioOP	23	20	20	63	0.88
	8	CANAS FernandoOH	7	5	2	14	0.27
	9	PULGAR RodrigoOH	19	26	18	63	0.73
	10	MELGAREJO Bastian (L)	15	10	20	45	0.58
	11	ALBORNOZ RafaelOH	11	14	9	34	0.42
	12	REBOLLEDO DiegoOH	24	18	29	71	0.92
	14	CONCHA MarceloMB	5	4	7	16	0.19
	Team Totals		184	169	170	523	7.08

Non-Scoring Set	No.	Name	Running Sets	Faults	Still Sets	Total Attempts	Avg By Set
	1	SCHILLING JanMB	-	-	8	8	0.00
	2	ROMERO IgnacioS	9	-	55	64	0.35
	3	SOLAR CarlosMB	-	-	8	8	0.00
	4	CASTILLO FelipeS	113	10	376	499	4.35
	5	SOTO Sebastian (L)	4	-	22	26	0.15
	7	ZAVALA IgnacioOP	-	-	11	11	0.00
	8	CANAS FernandoOH	-	-	3	3	0.00
	9	PULGAR RodrigoOH	1	-	15	16	0.04
	10	MELGAREJO Bastian (L)	1	-	15	16	0.04
	11	ALBORNOZ RafaelOH	-	-	6	6	0.00
	12	REBOLLEDO DiegoOH	2	2	11	15	0.08
	14	CONCHA MarceloMB	-	-	2	2	0.00
	Team Totals		130	12	532	674	5.00

Non-Scoring Reception	No.	Name	Excellents	Faults	Serve Receptions	Total Attempts	Succ %
	1	SCHILLING JanMB	-	-	1	1	0.00
	2	ROMERO IgnacioS	-	-	-	-	0.00
	3	SOLAR CarlosMB	-	1	-	1	0.00
	4	CASTILLO FelipeS	-	-	1	1	0.00
	5	SOTO Sebastian (L)	31	12	40	83	37.35
	7	ZAVALA IgnacioOP	5	2	14	21	23.81
	8	CANAS FernandoOH	11	1	11	23	47.83
	9	PULGAR RodrigoOH	34	19	82	135	25.19
	10	MELGAREJO Bastian (L)	4	-	50	54	7.41
	11	ALBORNOZ RafaelOH	13	6	59	78	16.67
	12	REBOLLEDO DiegoOH	38	7	61	106	35.85
	14	CONCHA MarceloMB	1	-	-	1	100.00
	Team Totals		137	48	319	504	27.18

Legend:

Avg	Average	Eff %	Efficiency	L	Libero Player
MB	Middle Blocker Player	OH	Outside Hitter	OP	Opposite Player
S	Setter Player	Succ %	Success %		



CUMULATIVE STATISTICS BY SKILL

累計攻守統計數據

CYP - CYPRUS

After 8 matches

Scoring Spike	No.	Name	Spikes	Faults	Shots	Total Attempts	Eff %
	1	ANASTASSIADES AlexanderOP	30	16	49	95	14.74
	2	ANASTASSIADES JamesOH	18	16	32	66	3.03
	3	PANAGIOTIDIS AvgoustinosMB	13	3	16	32	31.25
	5	CHRYSTOSTOMOU AndreasS	5	1	7	13	30.77
	7	GEORGIU GabrielOP	112	47	127	286	22.73
	8	ZIKAKIS GiorgosMB	10	3	9	22	31.82
	9	PRODROMOU ChristosMB	32	7	34	73	34.25
	10	SPYROU AndreasS	-	-	3	3	0.00
	11	KALAFATIS KostasOH	5	6	21	32	
	12	CHARALAMBIDES Nikolas (L)	-	-	-	-	0.00
	15	SAVVIDIS AvgoustinosOH	32	33	43	108	
	16	POCHANIS DimitriosOH	4	5	14	23	
	Team Totals		261	137	355	753	16.47

Scoring Block	No.	Name	Kill Blocks	Faults	Rebounds	Total Attempts	Avg By Set
	1	ANASTASSIADES AlexanderOP	1	13	20	34	0.04
	2	ANASTASSIADES JamesOH	4	7	6	17	0.15
	3	PANAGIOTIDIS AvgoustinosMB	5	10	16	31	0.19
	5	CHRYSTOSTOMOU AndreasS	2	5	12	19	0.07
	7	GEORGIU GabrielOP	4	6	26	36	0.15
	8	ZIKAKIS GiorgosMB	13	21	20	54	0.48
	9	PRODROMOU ChristosMB	11	27	26	64	0.41
	10	SPYROU AndreasS	2	8	9	19	0.07
	11	KALAFATIS KostasOH	-	2	5	7	0.00
	12	CHARALAMBIDES Nikolas (L)	-	-	-	-	0.00
	15	SAVVIDIS AvgoustinosOH	7	20	11	38	0.26
	16	POCHANIS DimitriosOH	1	1	2	4	0.04
	Team Totals		50	120	153	323	1.85

Scoring Service	No.	Name	Aces	Faults	Serve Hits	Total Attempts	Avg By Set
	1	ANASTASSIADES AlexanderOP	2	6	33	41	0.07
	2	ANASTASSIADES JamesOH	-	9	16	25	0.00
	3	PANAGIOTIDIS AvgoustinosMB	1	1	54	56	0.04
	5	CHRYSTOSTOMOU AndreasS	2	10	61	73	0.07
	7	GEORGIU GabrielOP	7	30	51	88	0.26
	8	ZIKAKIS GiorgosMB	-	11	20	31	0.00
	9	PRODROMOU ChristosMB	1	8	64	73	0.04
	10	SPYROU AndreasS	2	2	51	55	0.07
	11	KALAFATIS KostasOH	-	1	33	34	0.00
	12	CHARALAMBIDES Nikolas (L)	-	-	-	-	0.00
	15	SAVVIDIS AvgoustinosOH	2	10	56	68	0.07
	16	POCHANIS DimitriosOH	-	1	5	6	0.00
	Team Totals		17	89	444	550	0.63

Team	Opponent Errors & Team Faults	216	127
------	-------------------------------	-----	-----





CUMULATIVE STATISTICS BY SKILL


累計攻守統計數據

CYP - CYPRUS

After 8 matches

Non-Scoring Dig	No.	Name	Digs	Faults	Receptions	Total Attempts	Avg By Set
	1	ANASTASSIADES AlexanderOP	5	14	27	46	0.19
	2	ANASTASSIADES JamesOH	6	11	11	28	0.22
	3	PANAGIOTIDIS AvgoustinosMB	5	6	19	30	0.19
	5	CHRYSTOSTOMOU AndreasS	15	16	32	63	0.56
	7	GEORGIU GabrielOP	13	18	60	91	0.48
	8	ZIKAKIS GiorgosMB	3	4	12	19	0.11
	9	PRODROMOU ChristosMB	2	3	17	22	0.07
	10	SPYROU AndreasS	4	16	15	35	0.15
	11	KALAFATIS KostasOH	7	5	26	38	0.26
	12	CHARALAMBIDES Nikolas (L)	41	29	47	117	1.52
	15	SAVVIDIS AvgoustinosOH	10	15	39	64	0.37
	16	POCHANIS DimitriosOH	3	1	2	6	0.11
	Team Totals		114	138	307	559	4.22

Non-Scoring Set	No.	Name	Running Sets	Faults	Still Sets	Total Attempts	Avg By Set
	1	ANASTASSIADES AlexanderOP	-	-	6	6	0.00
	2	ANASTASSIADES JamesOH	-	-	8	8	0.00
	3	PANAGIOTIDIS AvgoustinosMB	-	-	11	11	0.00
	5	CHRYSTOSTOMOU AndreasS	48	4	307	359	1.78
	7	GEORGIU GabrielOP	-	-	17	17	0.00
	8	ZIKAKIS GiorgosMB	-	-	7	7	0.00
	9	PRODROMOU ChristosMB	-	-	11	11	0.00
	10	SPYROU AndreasS	44	9	239	292	1.63
	11	KALAFATIS KostasOH	-	-	11	11	0.00
	12	CHARALAMBIDES Nikolas (L)	1	-	28	29	0.04
	15	SAVVIDIS AvgoustinosOH	-	-	9	9	0.00
	16	POCHANIS DimitriosOH	-	-	1	1	0.00
	Team Totals		93	13	655	761	3.44

Non-Scoring Reception	No.	Name	Excellents	Faults	Serve Receptions	Total Attempts	Succ %
	1	ANASTASSIADES AlexanderOP	-	1	-	1	0.00
	2	ANASTASSIADES JamesOH	5	2	29	36	13.89
	3	PANAGIOTIDIS AvgoustinosMB	-	-	-	-	0.00
	5	CHRYSTOSTOMOU AndreasS	-	-	-	-	0.00
	7	GEORGIU GabrielOP	8	7	111	126	6.35
	8	ZIKAKIS GiorgosMB	-	-	2	2	0.00
	9	PRODROMOU ChristosMB	-	-	1	1	0.00
	10	SPYROU AndreasS	-	-	-	-	0.00
	11	KALAFATIS KostasOH	9	4	56	69	13.04
	12	CHARALAMBIDES Nikolas (L)	34	5	103	142	23.94
	15	SAVVIDIS AvgoustinosOH	28	10	119	157	17.83
	16	POCHANIS DimitriosOH	4	4	10	18	22.22
	Team Totals		88	33	431	552	15.94

Legend:

Avg	Average	Eff %	Efficiency	L	Libero Player
MB	Middle Blocker Player	OH	Outside Hitter	OP	Opposite Player
S	Setter Player	Succ %	Success %		





CUMULATIVE STATISTICS BY SKILL


累計攻守統計數據

CZE - CZECH REPUBLIC

After 8 matches

Scoring Spike	No.	Name	Spikes	Faults	Shots	Total Attempts	Eff %
	1	TRUONG Duc LuanS	-	-	2	2	0.00
	2	TIBITANZL MartinMB	7	2	3	12	41.67
	3	KOP Martin (L)	-	-	-	-	0.00
	4	HLADIK MartinOP	144	42	98	284	35.92
	5	MOTYCKA JakubOH	11	6	20	37	13.51
	7	SULC MarekOH	16	8	15	39	20.51
	8	KRAFFER JiriOH	51	25	57	133	19.55
	9	ULC JakubS	7	-	8	15	46.67
	10	RIMAL DanielOP	4	4	2	10	0.00
	11	JANKU DavidOH	43	24	53	120	15.83
	12	PRAZAK JanMB	28	5	23	56	41.07
	14	PATOCKA VojtechMB	27	10	20	57	29.82
	Team Totals		338	126	301	765	27.71

Scoring Block	No.	Name	Kill Blocks	Faults	Rebounds	Total Attempts	Avg By Set
	1	TRUONG Duc LuanS	1	4	3	8	0.03
	2	TIBITANZL MartinMB	1	3	13	17	0.03
	3	KOP Martin (L)	-	-	-	-	0.00
	4	HLADIK MartinOP	20	27	20	67	0.69
	5	MOTYCKA JakubOH	2	7	3	12	0.07
	7	SULC MarekOH	1	5	6	12	0.03
	8	KRAFFER JiriOH	10	16	8	34	0.34
	9	ULC JakubS	2	19	13	34	0.07
	10	RIMAL DanielOP	1	-	3	4	0.03
	11	JANKU DavidOH	3	9	10	22	0.10
	12	PRAZAK JanMB	12	31	41	84	0.41
	14	PATOCKA VojtechMB	17	26	39	82	0.59
	Team Totals		70	147	159	376	2.41

Scoring Service	No.	Name	Aces	Faults	Serve Hits	Total Attempts	Avg By Set
	1	TRUONG Duc LuanS	3	2	34	39	0.10
	2	TIBITANZL MartinMB	2	3	24	29	0.07
	3	KOP Martin (L)	-	-	-	-	0.00
	4	HLADIK MartinOP	3	8	76	87	0.10
	5	MOTYCKA JakubOH	4	3	24	31	0.14
	7	SULC MarekOH	1	4	16	21	0.03
	8	KRAFFER JiriOH	3	15	62	80	0.10
	9	ULC JakubS	-	8	70	78	0.00
	10	RIMAL DanielOP	1	3	11	15	0.03
	11	JANKU DavidOH	8	21	70	99	0.28
	12	PRAZAK JanMB	6	18	42	66	0.21
	14	PATOCKA VojtechMB	11	11	83	105	0.38
	Team Totals		42	96	512	650	1.45

Team	Opponent Errors & Team Faults	203	39
------	-------------------------------	-----	----





CUMULATIVE STATISTICS BY SKILL


累計攻守統計數據

CZE - CZECH REPUBLIC

After 8 matches

Non-Scoring Dig	No.	Name	Digs	Faults	Receptions	Total Attempts	Avg By Set
	1	TRUONG Duc LuanS	8	7	14	29	0.28
	2	TIBITANZL MartinMB	3	3	4	10	0.10
	3	KOP Martin (L)	46	55	51	152	1.59
	4	HLADIK MartinOP	17	14	39	70	0.59
	5	MOTYCKA JakubOH	3	6	12	21	0.10
	7	SULC MarekOH	4	14	10	28	0.14
	8	KRAFFER JiriOH	21	24	26	71	0.72
	9	ULC JakubS	23	26	27	76	0.79
	10	RIMAL DanielOP	1	1	4	6	0.03
	11	JANKU DavidOH	16	19	31	66	0.55
	12	PRAZAK JanMB	10	7	16	33	0.34
	14	PATOCKA VojtechMB	7	8	13	28	0.24
	Team Totals		159	184	247	590	5.48

Non-Scoring Set	No.	Name	Running Sets	Faults	Still Sets	Total Attempts	Avg By Set
	1	TRUONG Duc LuanS	53	2	109	164	1.83
	2	TIBITANZL MartinMB	-	-	7	7	0.00
	3	KOP Martin (L)	5	1	39	45	0.17
	4	HLADIK MartinOP	-	-	16	16	0.00
	5	MOTYCKA JakubOH	-	-	4	4	0.00
	7	SULC MarekOH	-	-	6	6	0.00
	8	KRAFFER JiriOH	1	1	8	10	0.03
	9	ULC JakubS	167	9	269	445	5.76
	10	RIMAL DanielOP	-	-	-	-	0.00
	11	JANKU DavidOH	1	-	8	9	0.03
	12	PRAZAK JanMB	2	-	10	12	0.07
	14	PATOCKA VojtechMB	1	1	16	18	0.03
	Team Totals		230	14	492	736	7.93

Non-Scoring Reception	No.	Name	Excellents	Faults	Serve Receptions	Total Attempts	Succ %
	1	TRUONG Duc LuanS	-	-	-	-	0.00
	2	TIBITANZL MartinMB	-	-	-	-	0.00
	3	KOP Martin (L)	53	-	65	118	44.92
	4	HLADIK MartinOP	-	-	-	-	0.00
	5	MOTYCKA JakubOH	15	5	18	38	39.47
	7	SULC MarekOH	17	2	20	39	43.59
	8	KRAFFER JiriOH	73	9	80	162	45.06
	9	ULC JakubS	2	-	1	3	66.67
	10	RIMAL DanielOP	-	-	-	-	0.00
	11	JANKU DavidOH	79	6	81	166	47.59
	12	PRAZAK JanMB	2	-	2	4	50.00
	14	PATOCKA VojtechMB	1	-	2	3	33.33
	Team Totals		242	22	269	533	45.40

Legend:

Avg	Average	Eff %	Efficiency	L	Libero Player
MB	Middle Blocker Player	OH	Outside Hitter	OP	Opposite Player
S	Setter Player	Succ %	Success %		





CUMULATIVE STATISTICS BY SKILL


累計攻守統計數據

FRA - FRANCE

After 7 matches

Scoring Spike	No.	Name	Spikes	Faults	Shots	Total Attempts	Eff %
	1	HENRY MedericMB	29	7	23	59	37.29
	2	VANDOOREN VianneyMB	-	1	1	2	
	3	NEVOT Thomas AnatoleS	6	-	5	11	54.55
	4	TRUHTCHEV AxelOP	26	7	8	41	46.34
	5	BUREL NicolasMB	35	7	25	67	41.79
	6	CARLE TimotheeOP	81	31	56	168	29.76
	7	CORTEGGIANI JordanOH	55	13	38	106	39.62
	8	CAPET MaximeOH	1	-	-	1	100.00
	9	MEYER LeoS	3	-	2	5	60.00
	10	LOUATI YacineOP	61	22	39	122	31.97
	11	BASIC LukaOP	41	11	45	97	30.93
	12	ROSSARD Nicolas (L)	-	-	-	-	0.00
Team Totals			338	99	242	679	35.20

Scoring Block	No.	Name	Kill Blocks	Faults	Rebounds	Total Attempts	Avg By Set
	1	HENRY MedericMB	16	34	44	94	0.62
	2	VANDOOREN VianneyMB	-	1	-	1	0.00
	3	NEVOT Thomas AnatoleS	4	4	19	27	0.15
	4	TRUHTCHEV AxelOP	3	5	1	9	0.12
	5	BUREL NicolasMB	17	23	38	78	0.65
	6	CARLE TimotheeOP	9	18	11	38	0.35
	7	CORTEGGIANI JordanOH	4	8	7	19	0.20
	8	CAPET MaximeOH	-	-	-	-	0.00
	9	MEYER LeoS	1	3	3	7	0.04
	10	LOUATI YacineOP	6	14	13	33	0.23
	11	BASIC LukaOP	6	8	13	27	0.23
	12	ROSSARD Nicolas (L)	-	-	-	-	0.00
Team Totals			66	118	149	333	2.54

Scoring Service	No.	Name	Aces	Faults	Serve Hits	Total Attempts	Avg By Set
	1	HENRY MedericMB	5	18	65	88	0.19
	2	VANDOOREN VianneyMB	-	-	2	2	0.00
	3	NEVOT Thomas AnatoleS	2	11	91	104	0.08
	4	TRUHTCHEV AxelOP	6	11	23	40	0.23
	5	BUREL NicolasMB	9	18	64	91	0.35
	6	CARLE TimotheeOP	5	15	65	85	0.19
	7	CORTEGGIANI JordanOH	1	12	34	47	0.05
	8	CAPET MaximeOH	-	-	-	-	0.00
	9	MEYER LeoS	2	5	28	35	0.08
	10	LOUATI YacineOP	5	15	68	88	0.19
	11	BASIC LukaOP	3	14	21	38	0.12
	12	ROSSARD Nicolas (L)	-	-	-	-	0.00
Team Totals			38	119	461	618	1.46

Team	Opponent Errors & Team Faults	181	29
------	-------------------------------	-----	----





CUMULATIVE STATISTICS BY SKILL


累計攻守統計數據

FRA - FRANCE

After 7 matches

Non-Scoring Dig	No.	Name	Digs	Faults	Receptions	Total Attempts	Avg By Set
	1	HENRY MedericMB	2	8	11	21	0.08
	2	VANDOOREN VianneyMB	-	1	-	1	0.00
	3	NEVOT Thomas AnatoleS	11	26	43	80	0.42
	4	TRUHTCHEV AxelOP	8	7	16	31	0.31
	5	BUREL NicolasMB	9	7	12	28	0.35
	6	CARLE TimotheeOP	13	26	31	70	0.50
	7	CORTEGGIANI JordanOH	5	14	22	41	0.25
	8	CAPET MaximeOH	-	-	-	-	0.00
	9	MEYER LeoS	4	2	5	11	0.15
	10	LOUATI YacineOP	26	25	38	89	1.00
	11	BASIC LukaOP	7	11	13	31	0.27
	12	ROSSARD Nicolas (L)	43	39	37	119	1.65
Team Totals			128	166	228	522	4.92

Non-Scoring Set	No.	Name	Running Sets	Faults	Still Sets	Total Attempts	Avg By Set
	1	HENRY MedericMB	1	1	5	7	0.04
	2	VANDOOREN VianneyMB	-	-	-	-	0.00
	3	NEVOT Thomas AnatoleS	171	7	309	487	6.58
	4	TRUHTCHEV AxelOP	-	-	4	4	0.00
	5	BUREL NicolasMB	-	-	4	4	0.00
	6	CARLE TimotheeOP	1	-	6	7	0.04
	7	CORTEGGIANI JordanOH	-	1	2	3	0.00
	8	CAPET MaximeOH	-	-	-	-	0.00
	9	MEYER LeoS	38	4	43	85	1.46
	10	LOUATI YacineOP	-	1	7	8	0.00
	11	BASIC LukaOP	4	-	3	7	0.15
	12	ROSSARD Nicolas (L)	9	-	40	49	0.35
Team Totals			224	14	423	661	8.62

Non-Scoring Reception	No.	Name	Excellents	Faults	Serve Receptions	Total Attempts	Succ %
	1	HENRY MedericMB	-	1	2	3	0.00
	2	VANDOOREN VianneyMB	-	-	-	-	0.00
	3	NEVOT Thomas AnatoleS	-	-	1	1	0.00
	4	TRUHTCHEV AxelOP	20	3	17	40	50.00
	5	BUREL NicolasMB	-	-	1	1	0.00
	6	CARLE TimotheeOP	23	4	41	68	33.82
	7	CORTEGGIANI JordanOH	-	-	-	-	0.00
	8	CAPET MaximeOH	-	-	-	-	0.00
	9	MEYER LeoS	-	-	-	-	0.00
	10	LOUATI YacineOP	67	7	94	168	39.88
	11	BASIC LukaOP	29	3	48	80	36.25
	12	ROSSARD Nicolas (L)	65	5	51	121	53.72
Team Totals			204	23	255	482	42.32

Legend:

Avg	Average	Eff %	Efficiency	L	Libero Player
MB	Middle Blocker Player	OH	Outside Hitter	OP	Opposite Player
S	Setter Player	Succ %	Success %		



CUMULATIVE STATISTICS BY SKILL

累計攻守統計數據

HKG - HONG KONG, CHINA

After 8 matches

Scoring Spike	No.	Name	Spikes	Faults	Shots	Total Attempts	Eff %
	1	WONG Wing ChunMB	31	8	35	74	31.08
	2	LAM Chun KitOH	8	5	11	24	12.50
	4	WU Lok KanOP	18	14	27	59	6.78
	8	LEE Ho Man (L)	-	-	-	-	0.00
	9	CHUNG Wai SzeS	3	-	8	11	27.27
	10	KWOK Yin ChunOH	-	2	-	2	
	11	SIU Cheong HungOH	78	29	90	197	24.87
	12	TAI Kam FungS	1	-	-	1	100.00
	14	LEE Chun YuMB	-	-	2	2	0.00
	18	YAU Tze ChingMB	42	14	35	91	30.77
	19	MAN Chun HinOH	16	11	16	43	11.63
	20	CHAN Alex Chi WaiOP	122	59	129	310	20.32
	Team Totals		319	142	353	814	21.74

Scoring Block	No.	Name	Kill Blocks	Faults	Rebounds	Total Attempts	Avg By Set
	1	WONG Wing ChunMB	12	26	39	77	0.38
	2	LAM Chun KitOH	4	3	7	14	0.13
	4	WU Lok KanOP	7	21	16	44	0.22
	8	LEE Ho Man (L)	-	-	-	-	0.00
	9	CHUNG Wai SzeS	2	14	25	41	0.06
	10	KWOK Yin ChunOH	-	1	1	2	0.00
	11	SIU Cheong HungOH	9	16	19	44	0.28
	12	TAI Kam FungS	2	2	2	6	0.06
	14	LEE Chun YuMB	1	4	2	7	0.03
	18	YAU Tze ChingMB	10	19	27	56	0.31
	19	MAN Chun HinOH	6	11	16	33	0.19
	20	CHAN Alex Chi WaiOP	17	25	38	80	0.53
	Team Totals		70	142	192	404	2.19

Scoring Service	No.	Name	Aces	Faults	Serve Hits	Total Attempts	Avg By Set
	1	WONG Wing ChunMB	-	9	67	76	0.00
	2	LAM Chun KitOH	-	3	15	18	0.00
	4	WU Lok KanOP	1	10	30	41	0.03
	8	LEE Ho Man (L)	-	-	-	-	0.00
	9	CHUNG Wai SzeS	5	7	93	105	0.16
	10	KWOK Yin ChunOH	9	5	33	47	0.28
	11	SIU Cheong HungOH	3	11	68	82	0.09
	12	TAI Kam FungS	5	4	28	37	0.16
	14	LEE Chun YuMB	-	1	11	12	0.00
	18	YAU Tze ChingMB	2	17	61	80	0.06
	19	MAN Chun HinOH	3	11	56	70	0.09
	20	CHAN Alex Chi WaiOP	4	22	63	89	0.13
	Team Totals		32	100	525	657	1.00

Team	Opponent Errors & Team Faults	233	48
------	-------------------------------	-----	----





CUMULATIVE STATISTICS BY SKILL


累計攻守統計數據

HKG - HONG KONG, CHINA

After 8 matches

Non-Scoring Dig	No.	Name	Digs	Faults	Receptions	Total Attempts	Avg By Set
	1	WONG Wing ChunMB	7	13	14	34	0.22
	2	LAM Chun KitOH	9	4	5	18	0.28
	4	WU Lok KanOP	10	8	9	27	0.31
	8	LEE Ho Man (L)	57	54	27	138	1.78
	9	CHUNG Wai SzeS	16	30	39	85	0.50
	10	KWOK Yin ChunOH	8	10	4	22	0.25
	11	SIU Cheong HungOH	31	34	26	91	0.97
	12	TAI Kam FungS	6	5	6	17	0.19
	14	LEE Chun YuMB	2	-	-	2	0.06
	18	YAU Tze ChingMB	14	19	12	45	0.44
	19	MAN Chun HinOH	22	28	13	63	0.69
	20	CHAN Alex Chi WaiOP	46	39	44	129	1.44
	Team Totals		228	244	199	671	7.13

Non-Scoring Set	No.	Name	Running Sets	Faults	Still Sets	Total Attempts	Avg By Set
	1	WONG Wing ChunMB	-	1	2	3	0.00
	2	LAM Chun KitOH	-	-	1	1	0.00
	4	WU Lok KanOP	-	-	4	4	0.00
	8	LEE Ho Man (L)	4	-	31	35	0.13
	9	CHUNG Wai SzeS	163	4	425	592	5.09
	10	KWOK Yin ChunOH	-	-	4	4	0.00
	11	SIU Cheong HungOH	2	1	17	20	0.06
	12	TAI Kam FungS	13	4	58	75	0.41
	14	LEE Chun YuMB	-	-	-	-	0.00
	18	YAU Tze ChingMB	-	2	7	9	0.00
	19	MAN Chun HinOH	1	-	12	13	0.03
	20	CHAN Alex Chi WaiOP	6	-	12	18	0.19
	Team Totals		189	12	573	774	5.91

Non-Scoring Reception	No.	Name	Excellents	Faults	Serve Receptions	Total Attempts	Succ %
	1	WONG Wing ChunMB	-	1	-	1	0.00
	2	LAM Chun KitOH	3	1	5	9	33.33
	4	WU Lok KanOP	1	-	1	2	50.00
	8	LEE Ho Man (L)	88	19	118	225	39.11
	9	CHUNG Wai SzeS	-	-	1	1	0.00
	10	KWOK Yin ChunOH	6	-	17	23	26.09
	11	SIU Cheong HungOH	105	6	86	197	53.30
	12	TAI Kam FungS	-	-	1	1	0.00
	14	LEE Chun YuMB	-	-	-	-	0.00
	18	YAU Tze ChingMB	2	1	1	4	50.00
	19	MAN Chun HinOH	58	15	56	129	44.96
	20	CHAN Alex Chi WaiOP	4	4	16	24	16.67
	Team Totals		267	47	302	616	43.34

Legend:

Avg	Average	Eff %	Efficiency	L	Libero Player
MB	Middle Blocker Player	OH	Outside Hitter	OP	Opposite Player
S	Setter Player	Succ %	Success %		



CUMULATIVE STATISTICS BY SKILL

累計攻守統計數據

IRI - IRAN (ISLAMIC REPUBLIC of)

After 8 matches

Scoring Spike	No.	Name	Spikes	Faults	Shots	Total Attempts	Eff %
	4	VALAEI AkbarOH	11	1	5	17	58.82
	5	FALLAH MohammadMB	36	13	23	72	31.94
	6	MOHAMMADFATHALI AmiraliMB	29	8	12	49	42.86
	7	KARKHANEH GhasemOH	58	11	52	121	38.84
	9	MOAZZEN Mohammadreza (L)	-	-	-	-	0.00
	10	SHIROODGHORBANI SaeidOH	49	26	55	130	17.69
	12	RANJBAR ArminOP	33	13	23	69	28.99
	14	HEIDARI SHAHI BehzadS	13	-	5	18	72.22
	16	YOUSEFPOOR AliMB	8	2	1	11	54.55
	17	PIROUT POUR FarhadOP	64	19	40	123	36.59
	18	VADI MohammadtaherS	5	1	7	13	30.77
	19	BARSHAN HadiMB	8	2	6	16	37.50
	Team Totals		314	96	229	639	34.12

Scoring Block	No.	Name	Kill Blocks	Faults	Rebounds	Total Attempts	Avg By Set
	4	VALAEI AkbarOH	-	2	2	4	0.00
	5	FALLAH MohammadMB	23	24	34	81	0.82
	6	MOHAMMADFATHALI AmiraliMB	11	33	39	83	0.39
	7	KARKHANEH GhasemOH	8	10	12	30	0.29
	9	MOAZZEN Mohammadreza (L)	-	-	-	-	0.00
	10	SHIROODGHORBANI SaeidOH	5	15	25	45	0.18
	12	RANJBAR ArminOP	5	3	12	20	0.18
	14	HEIDARI SHAHI BehzadS	1	9	7	17	0.04
	16	YOUSEFPOOR AliMB	3	10	5	18	0.11
	17	PIROUT POUR FarhadOP	5	11	8	24	0.18
	18	VADI MohammadtaherS	3	7	18	28	0.11
	19	BARSHAN HadiMB	1	3	12	16	0.04
	Team Totals		65	127	174	366	2.32

Scoring Service	No.	Name	Aces	Faults	Serve Hits	Total Attempts	Avg By Set
	4	VALAEI AkbarOH	-	6	11	17	0.00
	5	FALLAH MohammadMB	4	9	60	73	0.14
	6	MOHAMMADFATHALI AmiraliMB	7	15	85	107	0.25
	7	KARKHANEH GhasemOH	2	5	88	95	0.07
	9	MOAZZEN Mohammadreza (L)	-	-	-	-	0.00
	10	SHIROODGHORBANI SaeidOH	11	24	70	105	0.39
	12	RANJBAR ArminOP	1	7	33	41	0.04
	14	HEIDARI SHAHI BehzadS	4	9	42	55	0.14
	16	YOUSEFPOOR AliMB	2	2	14	18	0.07
	17	PIROUT POUR FarhadOP	7	8	59	74	0.25
	18	VADI MohammadtaherS	6	2	47	55	0.21
	19	BARSHAN HadiMB	3	2	14	19	0.11
	Team Totals		47	89	523	659	1.68

Team	Opponent Errors & Team Faults	246	50
------	-------------------------------	-----	----





CUMULATIVE STATISTICS BY SKILL


累計攻守統計數據

IRI - IRAN (ISLAMIC REPUBLIC of)

After 8 matches

Non-Scoring Dig	No.	Name	Digs	Faults	Receptions	Total Attempts	Avg By Set
	4	VALAEI AkbarOH	3	1	9	13	0.11
	5	FALLAH MohammadMB	5	5	14	24	0.18
	6	MOHAMMADFATHALI AmiraliMB	7	8	14	29	0.25
	7	KARKHANEH GhasemOH	23	16	43	82	0.82
	9	MOAZZEN Mohammadreza (L)	33	30	48	111	1.18
	10	SHIROODGHORBANI SaeidOH	14	20	30	64	0.50
	12	RANJBAR ArminOP	3	8	11	22	0.11
	14	HEIDARI SHAHI BehzadS	16	12	20	48	0.57
	16	YOUSEFPOOR AliMB	2	2	1	5	0.07
	17	PIROUT POUR FarhadOP	12	14	16	42	0.43
	18	VADI MohammadtaherS	3	13	19	35	0.11
	19	BARSHAN HadiMB	3	-	4	7	0.11
	Team Totals		124	129	229	482	4.43

Non-Scoring Set	No.	Name	Running Sets	Faults	Still Sets	Total Attempts	Avg By Set
	4	VALAEI AkbarOH	1	-	3	4	0.04
	5	FALLAH MohammadMB	2	1	9	12	0.07
	6	MOHAMMADFATHALI AmiraliMB	2	2	5	9	0.07
	7	KARKHANEH GhasemOH	-	1	13	14	0.00
	9	MOAZZEN Mohammadreza (L)	9	1	27	37	0.32
	10	SHIROODGHORBANI SaeidOH	-	-	9	9	0.00
	12	RANJBAR ArminOP	-	-	2	2	0.00
	14	HEIDARI SHAHI BehzadS	69	6	191	266	2.46
	16	YOUSEFPOOR AliMB	-	-	1	1	0.00
	17	PIROUT POUR FarhadOP	3	-	9	12	0.11
	18	VADI MohammadtaherS	91	1	148	240	3.25
	19	BARSHAN HadiMB	-	-	2	2	0.00
	Team Totals		177	12	419	608	6.32

Non-Scoring Reception	No.	Name	Excellents	Faults	Serve Receptions	Total Attempts	Succ %
	4	VALAEI AkbarOH	7	2	18	27	25.93
	5	FALLAH MohammadMB	1	-	2	3	33.33
	6	MOHAMMADFATHALI AmiraliMB	-	1	-	1	0.00
	7	KARKHANEH GhasemOH	21	5	77	103	20.39
	9	MOAZZEN Mohammadreza (L)	55	9	61	125	44.00
	10	SHIROODGHORBANI SaeidOH	43	12	98	153	28.10
	12	RANJBAR ArminOP	-	-	-	-	0.00
	14	HEIDARI SHAHI BehzadS	-	-	-	-	0.00
	16	YOUSEFPOOR AliMB	-	-	-	-	0.00
	17	PIROUT POUR FarhadOP	-	-	1	1	0.00
	18	VADI MohammadtaherS	-	-	-	-	0.00
	19	BARSHAN HadiMB	-	-	1	1	0.00
	Team Totals		127	29	258	414	30.68

Legend:

Avg	Average	Eff %	Efficiency	L	Libero Player
MB	Middle Blocker Player	OH	Outside Hitter	OP	Opposite Player
S	Setter Player	Succ %	Success %		





CUMULATIVE STATISTICS BY SKILL


累計攻守統計數據

JPN - JAPAN

After 7 matches

Scoring Spike	No.	Name	Spikes	Faults	Shots	Total Attempts	Eff %
	1	TAKANO NaoyaOH	16	10	16	42	14.29
	2	IMAMURA TakahikoOH	102	39	88	229	27.51
	3	FUJINAKA KenyaOH	97	25	80	202	35.64
	4	FUKUYAMA TaichiMB	48	11	33	92	40.22
	9	YAMAGUCHI ShoheiS	2	-	2	4	50.00
	11	KODAMA YasunariMB	39	11	31	81	34.57
	13	YAMAMOTO Tomohiro (L)	-	-	-	-	0.00
	14	HISAHARA TsubasaOH	65	25	58	148	27.03
	15	HATA KosukeOH	1	1	1	3	0.00
	18	SAKAI KeisukeS	-	-	-	-	0.00
	19	OGIHARA YutakaOH	2	-	1	3	66.67
	20	WATANABE YumaMB	-	-	-	-	0.00
Team Totals			372	122	310	804	31.09

Scoring Block	No.	Name	Kill Blocks	Faults	Rebounds	Total Attempts	Avg By Set
	1	TAKANO NaoyaOH	2	8	7	17	0.07
	2	IMAMURA TakahikoOH	11	12	16	39	0.39
	3	FUJINAKA KenyaOH	6	26	37	69	0.21
	4	FUKUYAMA TaichiMB	13	22	47	82	0.46
	9	YAMAGUCHI ShoheiS	6	11	28	45	0.21
	11	KODAMA YasunariMB	1	13	28	42	0.04
	13	YAMAMOTO Tomohiro (L)	-	-	-	-	0.00
	14	HISAHARA TsubasaOH	5	10	18	33	0.18
	15	HATA KosukeOH	-	-	-	-	0.00
	18	SAKAI KeisukeS	-	-	1	1	0.00
	19	OGIHARA YutakaOH	-	-	1	1	0.00
	20	WATANABE YumaMB	-	-	-	-	0.00
Team Totals			44	102	183	329	1.57

Scoring Service	No.	Name	Aces	Faults	Serve Hits	Total Attempts	Avg By Set
	1	TAKANO NaoyaOH	1	9	18	28	0.04
	2	IMAMURA TakahikoOH	6	14	105	125	0.21
	3	FUJINAKA KenyaOH	1	2	85	88	0.04
	4	FUKUYAMA TaichiMB	3	10	91	104	0.11
	9	YAMAGUCHI ShoheiS	2	4	95	101	0.07
	11	KODAMA YasunariMB	2	4	86	92	0.07
	13	YAMAMOTO Tomohiro (L)	-	-	-	-	0.00
	14	HISAHARA TsubasaOH	2	7	66	75	0.07
	15	HATA KosukeOH	1	2	3	6	0.04
	18	SAKAI KeisukeS	2	2	26	30	0.07
	19	OGIHARA YutakaOH	1	-	1	2	0.04
	20	WATANABE YumaMB	-	-	-	-	0.00
Team Totals			21	54	576	651	0.75

Team	Opponent Errors & Team Faults	218	22
------	-------------------------------	-----	----





CUMULATIVE STATISTICS BY SKILL


累計攻守統計數據

JPN - JAPAN

After 7 matches

Non-Scoring Dig	No.	Name	Digs	Faults	Receptions	Total Attempts	Avg By Set
	1	TAKANO NaoyaOH	16	12	10	38	0.57
	2	IMAMURA TakahikoOH	30	42	56	128	1.07
	3	FUJINAKA KenyaOH	33	56	45	134	1.18
	4	FUKUYAMA TaichiMB	10	14	19	43	0.36
	9	YAMAGUCHI ShoheiS	27	49	50	126	0.96
	11	KODAMA YasunariMB	10	11	18	39	0.36
	13	YAMAMOTO Tomohiro (L)	65	47	47	159	2.32
	14	HISAHARA TsubasaOH	19	28	42	89	0.68
	15	HATA KosukeOH	1	-	2	3	0.04
	18	SAKAI KeisukeS	-	2	7	9	0.00
	19	OGIHARA YutakaOH	-	2	-	2	0.00
	20	WATANABE YumaMB	-	-	-	-	0.00
Team Totals			211	263	296	770	7.54

Non-Scoring Set	No.	Name	Running Sets	Faults	Still Sets	Total Attempts	Avg By Set
	1	TAKANO NaoyaOH	1	-	2	3	0.04
	2	IMAMURA TakahikoOH	2	-	8	10	0.07
	3	FUJINAKA KenyaOH	7	1	17	25	0.25
	4	FUKUYAMA TaichiMB	5	-	5	10	0.18
	9	YAMAGUCHI ShoheiS	289	6	359	654	10.32
	11	KODAMA YasunariMB	2	-	13	15	0.07
	13	YAMAMOTO Tomohiro (L)	12	-	29	41	0.43
	14	HISAHARA TsubasaOH	6	-	12	18	0.21
	15	HATA KosukeOH	1	-	2	3	0.04
	18	SAKAI KeisukeS	1	-	2	3	0.04
	19	OGIHARA YutakaOH	-	-	-	-	0.00
	20	WATANABE YumaMB	-	-	1	1	0.00
Team Totals			326	7	450	783	11.64

Non-Scoring Reception	No.	Name	Excellents	Faults	Serve Receptions	Total Attempts	Succ %
	1	TAKANO NaoyaOH	10	1	26	37	27.03
	2	IMAMURA TakahikoOH	-	-	1	1	0.00
	3	FUJINAKA KenyaOH	97	8	120	225	43.11
	4	FUKUYAMA TaichiMB	-	1	4	5	0.00
	9	YAMAGUCHI ShoheiS	1	2	1	4	25.00
	11	KODAMA YasunariMB	-	1	2	3	0.00
	13	YAMAMOTO Tomohiro (L)	52	3	52	107	48.60
	14	HISAHARA TsubasaOH	44	7	47	98	44.90
	15	HATA KosukeOH	-	-	1	1	0.00
	18	SAKAI KeisukeS	-	-	-	-	0.00
	19	OGIHARA YutakaOH	-	-	-	-	0.00
	20	WATANABE YumaMB	-	-	-	-	0.00
Team Totals			204	23	254	481	42.41

Legend:

Avg	Average	Eff %	Efficiency	L	Libero Player
MB	Middle Blocker Player	OH	Outside Hitter	S	Setter Player
Succ %	Success %				





CUMULATIVE STATISTICS BY SKILL


累計攻守統計數據

KOR - REPUBLIC of KOREA

After 7 matches

Scoring Spike	No.	Name	Spikes	Faults	Shots	Total Attempts	Eff %
	1	CHA YoungseokMB	27	6	18	51	41.18
	2	LEE HogeonS	-	-	-	-	0.00
	3	KIM HyeongjinS	2	1	1	4	25.00
	4	HAM HyeongjinOH	11	6	5	22	22.73
	5	LEE Sanguk (L)	-	-	-	-	0.00
	6	CHA JihwanOH	54	19	25	98	35.71
	7	JEON JinseonMB	23	9	17	49	28.57
	8	JEONG SeonghwanMB	-	-	2	2	0.00
	9	KIM JeonghoOP	48	21	30	99	27.27
	10	KIM InhyeokOP	48	27	22	97	21.65
	11	HAN KukminOH	71	30	41	142	28.87
	12	HWANG KyungminOH	52	11	37	100	41.00
Team Totals			336	130	198	664	31.02

Scoring Block	No.	Name	Kill Blocks	Faults	Rebounds	Total Attempts	Avg By Set
	1	CHA YoungseokMB	14	27	39	80	0.52
	2	LEE HogeonS	-	9	8	17	0.00
	3	KIM HyeongjinS	4	3	12	19	0.15
	4	HAM HyeongjinOH	2	1	4	7	0.07
	5	LEE Sanguk (L)	-	-	-	-	0.00
	6	CHA JihwanOH	5	7	4	16	0.19
	7	JEON JinseonMB	12	29	27	68	0.44
	8	JEONG SeonghwanMB	-	2	-	2	0.00
	9	KIM JeonghoOP	2	12	11	25	0.07
	10	KIM InhyeokOP	3	4	3	10	0.11
	11	HAN KukminOH	5	9	9	23	0.19
	12	HWANG KyungminOH	3	11	6	20	0.11
Team Totals			50	114	123	287	1.85

Scoring Service	No.	Name	Aces	Faults	Serve Hits	Total Attempts	Avg By Set
	1	CHA YoungseokMB	2	5	74	81	0.07
	2	LEE HogeonS	7	6	61	74	0.26
	3	KIM HyeongjinS	2	4	70	76	0.07
	4	HAM HyeongjinOH	4	3	47	54	0.15
	5	LEE Sanguk (L)	-	-	-	-	0.00
	6	CHA JihwanOH	1	12	19	32	0.04
	7	JEON JinseonMB	5	12	52	69	0.19
	8	JEONG SeonghwanMB	-	-	1	1	0.00
	9	KIM JeonghoOP	4	20	65	89	0.15
	10	KIM InhyeokOP	1	11	26	38	0.04
	11	HAN KukminOH	4	15	41	60	0.15
	12	HWANG KyungminOH	3	13	32	48	0.11
Team Totals			33	101	488	622	1.22

Team	Opponent Errors & Team Faults	207	67
------	-------------------------------	-----	----





CUMULATIVE STATISTICS BY SKILL


累計攻守統計數據

KOR - REPUBLIC of KOREA

After 7 matches

Non-Scoring Dig	No.	Name	Digs	Faults	Receptions	Total Attempts	Avg By Set
	1	CHA YoungseokMB	3	5	19	27	0.11
	2	LEE HogeonS	8	5	21	34	0.30
	3	KIM HyeongjinS	12	15	21	48	0.44
	4	HAM HyeongjinOH	9	7	4	20	0.33
	5	LEE Sanguk (L)	41	31	43	115	1.52
	6	CHA JihwanOH	7	12	12	31	0.26
	7	JEON JinseonMB	3	9	8	20	0.11
	8	JEONG SeonghwanMB	-	1	-	1	0.00
	9	KIM JeonghoOP	17	21	24	62	0.63
	10	KIM InhyeokOP	7	10	15	32	0.26
	11	HAN KukminOH	10	10	15	35	0.37
	12	HWANG KyungminOH	8	17	16	41	0.30
Team Totals			125	143	198	466	4.63

Non-Scoring Set	No.	Name	Running Sets	Faults	Still Sets	Total Attempts	Avg By Set
	1	CHA YoungseokMB	2	2	13	17	0.07
	2	LEE HogeonS	69	1	160	230	2.56
	3	KIM HyeongjinS	124	3	206	333	4.59
	4	HAM HyeongjinOH	-	2	3	5	0.00
	5	LEE Sanguk (L)	10	-	27	37	0.37
	6	CHA JihwanOH	-	-	3	3	0.00
	7	JEON JinseonMB	-	-	7	7	0.00
	8	JEONG SeonghwanMB	-	-	-	-	0.00
	9	KIM JeonghoOP	1	1	3	5	0.04
	10	KIM InhyeokOP	1	-	7	8	0.04
	11	HAN KukminOH	-	-	6	6	0.00
	12	HWANG KyungminOH	2	-	6	8	0.07
Team Totals			209	9	441	659	7.74

Non-Scoring Reception	No.	Name	Excellents	Faults	Serve Receptions	Total Attempts	Succ %
	1	CHA YoungseokMB	-	-	-	-	0.00
	2	LEE HogeonS	-	-	1	1	0.00
	3	KIM HyeongjinS	-	-	-	-	0.00
	4	HAM HyeongjinOH	32	3	38	73	43.84
	5	LEE Sanguk (L)	69	13	67	149	46.31
	6	CHA JihwanOH	7	-	12	19	36.84
	7	JEON JinseonMB	1	1	7	9	11.11
	8	JEONG SeonghwanMB	-	-	-	-	0.00
	9	KIM JeonghoOP	88	5	104	197	44.67
	10	KIM InhyeokOP	-	-	-	-	0.00
	11	HAN KukminOH	-	-	-	-	0.00
	12	HWANG KyungminOH	13	2	19	34	38.24
Team Totals			210	24	248	482	43.57

Legend:						
Avg	Average	Eff %	Efficiency	L	Libero Player	
MB	Middle Blocker Player	OH	Outside Hitter	OP	Opposite Player	
S	Setter Player	Succ %	Success %			



CUMULATIVE STATISTICS BY SKILL

累計攻守統計數據

LAT - LATVIA

After 7 matches

Scoring Spike	No.	Name	Spikes	Faults	Shots	Total Attempts	Eff %
	4	ZADOVSKIS AndrisOP	16	21	41	78	
	5	MUIZNIEKS JanisOP	-	-	2	2	0.00
	6	CIMOSKA AndisMB	15	7	20	42	19.05
	7	SAMUILOVS AleksandrsOP	52	25	43	120	22.50
	8	LININS RaimondsS	-	-	1	1	0.00
	9	LANCMANIS MarisOH	42	24	34	100	18.00
	10	CINNE VitalijsOH	61	18	53	132	32.58
	11	IGAUNIS EdgarsOH	-	-	1	1	0.00
	14	KRAUZE Karlis (L)	-	-	-	-	0.00
	15	LANKA PeterisMB	-	3	3	6	
	16	NAZAROVs AntonsMB	21	11	12	44	22.73
	17	VISOCKIS VladimirsS	3	-	3	6	50.00
	Team Totals		210	109	213	532	18.98

Scoring Block	No.	Name	Kill Blocks	Faults	Rebounds	Total Attempts	Avg By Set
	4	ZADOVSKIS AndrisOP	4	3	10	17	0.19
	5	MUIZNIEKS JanisOP	-	-	-	-	0.00
	6	CIMOSKA AndisMB	11	22	22	55	0.52
	7	SAMUILOVS AleksandrsOP	5	2	12	19	0.24
	8	LININS RaimondsS	2	12	4	18	0.10
	9	LANCMANIS MarisOH	4	11	14	29	0.19
	10	CINNE VitalijsOH	4	15	15	34	0.19
	11	IGAUNIS EdgarsOH	-	-	-	-	0.00
	14	KRAUZE Karlis (L)	-	-	-	-	0.00
	15	LANKA PeterisMB	5	1	8	14	0.24
	16	NAZAROVs AntonsMB	7	22	35	64	0.33
	17	VISOCKIS VladimirsS	4	20	10	34	0.19
	Team Totals		46	108	130	284	2.19

Scoring Service	No.	Name	Aces	Faults	Serve Hits	Total Attempts	Avg By Set
	4	ZADOVSKIS AndrisOP	3	2	18	23	0.14
	5	MUIZNIEKS JanisOP	-	-	-	-	0.00
	6	CIMOSKA AndisMB	2	7	61	70	0.10
	7	SAMUILOVS AleksandrsOP	3	5	40	48	0.14
	8	LININS RaimondsS	-	2	22	24	0.00
	9	LANCMANIS MarisOH	7	20	53	80	0.33
	10	CINNE VitalijsOH	1	16	46	63	0.05
	11	IGAUNIS EdgarsOH	-	-	3	3	0.00
	14	KRAUZE Karlis (L)	-	-	-	-	0.00
	15	LANKA PeterisMB	1	4	15	20	0.05
	16	NAZAROVs AntonsMB	1	4	59	64	0.05
	17	VISOCKIS VladimirsS	-	6	51	57	0.00
	Team Totals		18	66	368	452	0.86

Team	Opponent Errors & Team Faults	170	78
------	-------------------------------	-----	----





CUMULATIVE STATISTICS BY SKILL


累計攻守統計數據

LAT - LATVIA

After 7 matches

Non-Scoring Dig	No.	Name	Digs	Faults	Receptions	Total Attempts	Avg By Set
	4	ZADOVSKIS AndrisOP	3	2	8	13	0.14
	5	MUIZNIEKS JanisOP	-	-	-	-	0.00
	6	CIMOSKA AndisMB	7	8	16	31	0.33
	7	SAMUILOVS AleksandrsOP	6	9	7	22	0.29
	8	LININS RaimondsS	7	1	13	21	0.33
	9	LANCMANIS MarisOH	21	17	31	69	1.00
	10	CINNE VitalijsOH	9	15	40	64	0.43
	11	IGAUNIS EdgarsOH	-	-	1	1	0.00
	14	KRAUZE Karlis (L)	30	24	30	84	1.43
	15	LANKA PeterisMB	2	1	6	9	0.10
	16	NAZAROV AntonsMB	9	8	6	23	0.43
	17	VISOCKIS VladimirsS	8	18	22	48	0.38
	Team Totals		102	103	180	385	4.86

Non-Scoring Set	No.	Name	Running Sets	Faults	Still Sets	Total Attempts	Avg By Set
	4	ZADOVSKIS AndrisOP	-	-	4	4	0.00
	5	MUIZNIEKS JanisOP	-	-	-	-	0.00
	6	CIMOSKA AndisMB	-	1	12	13	0.00
	7	SAMUILOVS AleksandrsOP	2	1	4	7	0.10
	8	LININS RaimondsS	16	3	142	161	0.76
	9	LANCMANIS MarisOH	1	-	13	14	0.05
	10	CINNE VitalijsOH	-	-	10	10	0.00
	11	IGAUNIS EdgarsOH	-	-	-	-	0.00
	14	KRAUZE Karlis (L)	1	1	17	19	0.05
	15	LANKA PeterisMB	1	-	3	4	0.05
	16	NAZAROV AntonsMB	-	-	14	14	0.00
	17	VISOCKIS VladimirsS	88	8	182	278	4.19
	Team Totals		109	14	401	524	5.19

Non-Scoring Reception	No.	Name	Excellents	Faults	Serve Receptions	Total Attempts	Succ %
	4	ZADOVSKIS AndrisOP	-	-	-	-	0.00
	5	MUIZNIEKS JanisOP	-	-	-	-	0.00
	6	CIMOSKA AndisMB	-	-	3	3	0.00
	7	SAMUILOVS AleksandrsOP	-	1	1	2	0.00
	8	LININS RaimondsS	-	-	1	1	0.00
	9	LANCMANIS MarisOH	33	10	82	125	26.40
	10	CINNE VitalijsOH	50	7	83	140	35.71
	11	IGAUNIS EdgarsOH	-	-	4	4	0.00
	14	KRAUZE Karlis (L)	35	14	92	141	24.82
	15	LANKA PeterisMB	-	-	-	-	0.00
	16	NAZAROV AntonsMB	-	-	-	-	0.00
	17	VISOCKIS VladimirsS	-	1	2	3	0.00
	Team Totals		118	33	268	419	28.16

Legend:

Avg	Average	Eff %	Efficiency	L	Libero Player
MB	Middle Blocker Player	OH	Outside Hitter	OP	Opposite Player
S	Setter Player	Succ %	Success %		



CUMULATIVE STATISTICS BY SKILL

累計攻守統計數據

MEX - MEXICO

After 7 matches

Scoring Spike	No.	Name	Spikes	Faults	Shots	Total Attempts	Eff %
	1	RINCON VEGA RobertoOP	44	17	29	90	30.00
	2	MORAILA QUINTERO Andres (L)	-	-	-	-	0.00
	3	MARTINEZ REBOLLAR ManuelMB	17	3	19	39	35.90
	5	RUBIO CAMARGO Jose LuisOH	51	33	39	123	14.63
	7	BURGOS CANO HectorMB	7	1	2	10	60.00
	9	SANDOVAL SANTOS StevenS	-	-	-	-	0.00
	10	MORENO AlejandroOH	47	19	34	100	28.00
	12	FUENTES RASCON MauroOP	1	2	2	5	
	13	CORDOVA ARVIZU SamuelMB	41	14	26	81	33.33
	14	ARCE GARCIA CristianOH	9	8	8	25	4.00
	15	ARANDA VENTURA ChristianS	20	5	13	38	39.47
	17	ORELLANA NestorOP	41	21	47	109	18.35
	Team Totals		278	123	219	620	25.00

Scoring Block	No.	Name	Kill Blocks	Faults	Rebounds	Total Attempts	Avg By Set
	1	RINCON VEGA RobertoOP	2	10	12	24	0.09
	2	MORAILA QUINTERO Andres (L)	-	-	-	-	0.00
	3	MARTINEZ REBOLLAR ManuelMB	7	10	27	44	0.30
	5	RUBIO CAMARGO Jose LuisOH	9	10	11	30	0.39
	7	BURGOS CANO HectorMB	2	6	9	17	0.09
	9	SANDOVAL SANTOS StevenS	-	-	1	1	0.00
	10	MORENO AlejandroOH	5	11	12	28	0.22
	12	FUENTES RASCON MauroOP	-	-	2	2	0.00
	13	CORDOVA ARVIZU SamuelMB	8	32	44	84	0.35
	14	ARCE GARCIA CristianOH	2	3	3	8	0.09
	15	ARANDA VENTURA ChristianS	6	12	17	35	0.26
	17	ORELLANA NestorOP	3	8	16	27	0.13
	Team Totals		44	102	154	300	1.91

Scoring Service	No.	Name	Aces	Faults	Serve Hits	Total Attempts	Avg By Set
	1	RINCON VEGA RobertoOP	1	9	34	44	0.04
	2	MORAILA QUINTERO Andres (L)	-	-	-	-	0.00
	3	MARTINEZ REBOLLAR ManuelMB	3	4	53	60	0.13
	5	RUBIO CAMARGO Jose LuisOH	4	23	47	74	0.17
	7	BURGOS CANO HectorMB	-	1	23	24	0.00
	9	SANDOVAL SANTOS StevenS	-	-	1	1	0.00
	10	MORENO AlejandroOH	2	20	31	53	0.09
	12	FUENTES RASCON MauroOP	-	2	3	5	0.00
	13	CORDOVA ARVIZU SamuelMB	5	15	57	77	0.22
	14	ARCE GARCIA CristianOH	2	5	16	23	0.09
	15	ARANDA VENTURA ChristianS	3	10	89	102	0.13
	17	ORELLANA NestorOP	1	12	39	52	0.04
	Team Totals		21	101	393	515	0.91

Team	Opponent Errors & Team Faults	168	63
------	-------------------------------	-----	----





CUMULATIVE STATISTICS BY SKILL


累計攻守統計數據

MEX - MEXICO

After 7 matches

Non-Scoring Dig	No.	Name	Digs	Faults	Receptions	Total Attempts	Avg By Set
	1	RINCON VEGA RobertoOP	5	18	13	36	0.22
	2	MORAILA QUINTERO Andres (L)	39	30	41	110	1.70
	3	MARTINEZ REBOLLAR ManuelMB	8	3	11	22	0.35
	5	RUBIO CAMARGO Jose LuisOH	13	19	17	49	0.57
	7	BURGOS CANO HectorMB	-	4	3	7	0.00
	9	SANDOVAL SANTOS StevenS	-	-	2	2	0.00
	10	MORENO AlejandroOH	8	13	18	39	0.35
	12	FUENTES RASCON MauroOP	-	5	5	10	0.00
	13	CORDOVA ARVIZU SamuelMB	5	10	10	25	0.22
	14	ARCE GARCIA CristianOH	5	6	7	18	0.22
	15	ARANDA VENTURA ChristianS	10	24	19	53	0.43
	17	ORELLANA NestorOP	15	10	23	48	0.65
	Team Totals		108	142	169	419	4.70

Non-Scoring Set	No.	Name	Running Sets	Faults	Still Sets	Total Attempts	Avg By Set
	1	RINCON VEGA RobertoOP	1	-	1	2	0.04
	2	MORAILA QUINTERO Andres (L)	3	-	24	27	0.13
	3	MARTINEZ REBOLLAR ManuelMB	-	-	7	7	0.00
	5	RUBIO CAMARGO Jose LuisOH	-	1	6	7	0.00
	7	BURGOS CANO HectorMB	-	-	2	2	0.00
	9	SANDOVAL SANTOS StevenS	2	-	4	6	0.09
	10	MORENO AlejandroOH	-	-	3	3	0.00
	12	FUENTES RASCON MauroOP	-	-	-	-	0.00
	13	CORDOVA ARVIZU SamuelMB	-	-	11	11	0.00
	14	ARCE GARCIA CristianOH	-	-	3	3	0.00
	15	ARANDA VENTURA ChristianS	131	2	351	484	5.70
	17	ORELLANA NestorOP	-	-	8	8	0.00
	Team Totals		137	3	420	560	5.96

Non-Scoring Reception	No.	Name	Excellents	Faults	Serve Receptions	Total Attempts	Succ %
	1	RINCON VEGA RobertoOP	25	8	57	90	27.78
	2	MORAILA QUINTERO Andres (L)	42	7	95	144	29.17
	3	MARTINEZ REBOLLAR ManuelMB	-	-	1	1	0.00
	5	RUBIO CAMARGO Jose LuisOH	62	4	68	134	46.27
	7	BURGOS CANO HectorMB	1	-	-	1	100.00
	9	SANDOVAL SANTOS StevenS	-	-	-	-	0.00
	10	MORENO AlejandroOH	16	10	78	104	15.38
	12	FUENTES RASCON MauroOP	-	1	-	1	0.00
	13	CORDOVA ARVIZU SamuelMB	-	-	2	2	0.00
	14	ARCE GARCIA CristianOH	-	-	-	-	0.00
	15	ARANDA VENTURA ChristianS	-	-	-	-	0.00
	17	ORELLANA NestorOP	-	-	-	-	0.00
	Team Totals		146	30	301	477	30.61

Legend:

Avg	Average	Eff %	Efficiency	L	Libero Player
MB	Middle Blocker Player	OH	Outside Hitter	OP	Opposite Player
S	Setter Player	Succ %	Success %		



CUMULATIVE STATISTICS BY SKILL

累計攻守統計數據

POR - PORTUGAL

After 7 matches

Scoring Spike	No.	Name	Spikes	Faults	Shots	Total Attempts	Eff %
	1	GUERREIRO AfonsoOH	29	13	26	68	23.53
	2	CUNHA MiguelOP	3	2	13	18	5.56
	3	PEREIRA AlexandreMB	5	4	5	14	7.14
	4	SOUSA FilipeMB	19	6	20	45	28.89
	5	NEVES JoseS	5	-	6	11	45.45
	6	CUNHA BrunoOH	53	19	53	125	27.20
	7	SILVA NunoMB	30	7	27	64	35.94
	8	SANTOS FredericoS	1	-	1	2	50.00
	9	MOREIRA Simao (L)	-	-	-	-	0.00
	10	MARTINS BernardoOP	18	10	19	47	17.02
	11	GOMES JoseOP	48	19	39	106	27.36
	12	MARTINS LourencoOP	73	24	52	149	32.89
Team Totals			284	104	261	649	27.73

Scoring Block	No.	Name	Kill Blocks	Faults	Rebounds	Total Attempts	Avg By Set
	1	GUERREIRO AfonsoOH	7	8	10	25	0.28
	2	CUNHA MiguelOP	1	2	1	4	0.04
	3	PEREIRA AlexandreMB	1	4	10	15	0.04
	4	SOUSA FilipeMB	4	17	25	46	0.16
	5	NEVES JoseS	3	5	7	15	0.12
	6	CUNHA BrunoOH	5	12	18	35	0.20
	7	SILVA NunoMB	9	27	33	69	0.36
	8	SANTOS FredericoS	2	1	17	20	0.08
	9	MOREIRA Simao (L)	-	-	-	-	0.00
	10	MARTINS BernardoOP	2	4	5	11	0.08
	11	GOMES JoseOP	9	19	15	43	0.36
	12	MARTINS LourencoOP	7	17	17	41	0.28
Team Totals			50	116	158	324	2.00

Scoring Service	No.	Name	Aces	Faults	Serve Hits	Total Attempts	Avg By Set
	1	GUERREIRO AfonsoOH	1	10	18	29	0.04
	2	CUNHA MiguelOP	-	2	6	8	0.00
	3	PEREIRA AlexandreMB	-	1	12	13	0.00
	4	SOUSA FilipeMB	4	10	54	68	0.16
	5	NEVES JoseS	-	4	52	56	0.00
	6	CUNHA BrunoOH	2	19	30	51	0.08
	7	SILVA NunoMB	-	10	67	77	0.00
	8	SANTOS FredericoS	3	-	61	64	0.12
	9	MOREIRA Simao (L)	-	-	-	-	0.00
	10	MARTINS BernardoOP	1	7	18	26	0.04
	11	GOMES JoseOP	7	15	50	72	0.28
	12	MARTINS LourencoOP	7	27	40	74	0.28
Team Totals			25	105	408	538	1.00

Team	Opponent Errors & Team Faults	175	39
------	-------------------------------	-----	----



CUMULATIVE STATISTICS BY SKILL

累計攻守統計數據

POR - PORTUGAL

After 7 matches

Non-Scoring Dig	No.	Name	Digs	Faults	Receptions	Total Attempts	Avg By Set
	1	GUERREIRO AfonsoOH	3	9	14	26	0.12
	2	CUNHA MiguelOP	1	1	4	6	0.04
	3	PEREIRA AlexandreMB	-	2	1	3	0.00
	4	SOUSA FilipeMB	3	7	7	17	0.12
	5	NEVES JoseS	5	15	20	40	0.20
	6	CUNHA BrunoOH	12	16	28	56	0.48
	7	SILVA NunoMB	-	15	14	29	0.00
	8	SANTOS FredericoS	7	11	27	45	0.28
	9	MOREIRA Simao (L)	34	41	27	102	1.36
	10	MARTINS BernardoOP	10	12	18	40	0.40
	11	GOMES JoseOP	10	22	26	58	0.40
	12	MARTINS LourencoOP	15	22	32	69	0.60
Team Totals			100	173	218	491	4.00

Non-Scoring Set	No.	Name	Running Sets	Faults	Still Sets	Total Attempts	Avg By Set
	1	GUERREIRO AfonsoOH	1	1	2	4	0.04
	2	CUNHA MiguelOP	-	-	1	1	0.00
	3	PEREIRA AlexandreMB	-	-	3	3	0.00
	4	SOUSA FilipeMB	1	-	3	4	0.04
	5	NEVES JoseS	98	4	186	288	3.92
	6	CUNHA BrunoOH	-	-	5	5	0.00
	7	SILVA NunoMB	-	-	2	2	0.00
	8	SANTOS FredericoS	121	4	146	271	4.84
	9	MOREIRA Simao (L)	4	-	28	32	0.16
	10	MARTINS BernardoOP	-	-	5	5	0.00
	11	GOMES JoseOP	1	-	3	4	0.04
	12	MARTINS LourencoOP	2	-	12	14	0.08
Team Totals			228	9	396	633	9.12

Non-Scoring Reception	No.	Name	Excellents	Faults	Serve Receptions	Total Attempts	Succ %
	1	GUERREIRO AfonsoOH	-	-	-	-	0.00
	2	CUNHA MiguelOP	10	-	14	24	41.67
	3	PEREIRA AlexandreMB	1	-	2	3	33.33
	4	SOUSA FilipeMB	1	-	4	5	20.00
	5	NEVES JoseS	-	-	-	-	0.00
	6	CUNHA BrunoOH	-	1	-	1	0.00
	7	SILVA NunoMB	1	-	7	8	12.50
	8	SANTOS FredericoS	-	1	-	1	0.00
	9	MOREIRA Simao (L)	56	12	38	106	52.83
	10	MARTINS BernardoOP	28	3	30	61	45.90
	11	GOMES JoseOP	68	7	80	155	43.87
	12	MARTINS LourencoOP	53	10	57	120	44.17
Team Totals			218	34	232	484	45.04

Legend:

Avg	Average	Eff %	Efficiency	L	Libero Player
MB	Middle Blocker Player	OH	Outside Hitter	OP	Opposite Player
S	Setter Player	Succ %	Success %		



CUMULATIVE STATISTICS BY SKILL

累計攻守統計數據

ROU - ROMANIA

After 8 matches

Scoring Spike	No.	Name	Spikes	Faults	Shots	Total Attempts	Eff %
	1	VOLOGA Robert FlorinMB	2	2	2	6	0.00
	2	GEORGESCU Andrei NicusorS	-	1	3	4	
	3	IFTIME MariusOP	11	6	14	31	16.13
	5	MOCANU Codrin ConstantMB	8	5	21	34	8.82
	6	DUMITRU Claudiu FlorentS	4	3	6	13	7.69
	7	BALEAN Rares IonutOP	79	19	44	142	42.25
	10	MIRON Catalin AlexandOP	16	7	13	36	25.00
	11	MATEI CiprianOH	112	44	108	264	25.76
	14	BONTEA Gabriel AlexandOH	20	9	19	48	22.92
	15	SUSON Silviu IoanOP	70	22	65	157	30.57
	16	CAMUI Paul Cristian (L)	-	-	-	-	0.00
	18	OLTEANU Razvan MihaiMB	31	12	24	67	28.36
	Team Totals		353	130	319	802	27.81

Scoring Block	No.	Name	Kill Blocks	Faults	Rebounds	Total Attempts	Avg By Set
	1	VOLOGA Robert FlorinMB	3	4	2	9	0.10
	2	GEORGESCU Andrei NicusorS	4	8	12	24	0.13
	3	IFTIME MariusOP	1	5	2	8	0.03
	5	MOCANU Codrin ConstantMB	18	25	42	85	0.58
	6	DUMITRU Claudiu FlorentS	9	15	19	43	0.29
	7	BALEAN Rares IonutOP	7	13	17	37	0.23
	10	MIRON Catalin AlexandOP	-	-	4	4	0.00
	11	MATEI CiprianOH	11	16	22	49	0.35
	14	BONTEA Gabriel AlexandOH	1	-	1	2	0.03
	15	SUSON Silviu IoanOP	11	11	13	35	0.35
	16	CAMUI Paul Cristian (L)	-	-	-	-	0.00
	18	OLTEANU Razvan MihaiMB	25	23	51	99	0.81
	Team Totals		90	120	185	395	2.90

Scoring Service	No.	Name	Aces	Faults	Serve Hits	Total Attempts	Avg By Set
	1	VOLOGA Robert FlorinMB	1	3	12	16	0.03
	2	GEORGESCU Andrei NicusorS	2	10	15	27	0.06
	3	IFTIME MariusOP	1	5	9	15	0.03
	5	MOCANU Codrin ConstantMB	5	6	89	100	0.16
	6	DUMITRU Claudiu FlorentS	2	7	86	95	0.06
	7	BALEAN Rares IonutOP	14	23	66	103	0.45
	10	MIRON Catalin AlexandOP	1	1	30	32	0.03
	11	MATEI CiprianOH	5	24	79	108	0.16
	14	BONTEA Gabriel AlexandOH	2	2	9	13	0.06
	15	SUSON Silviu IoanOP	7	14	76	97	0.23
	16	CAMUI Paul Cristian (L)	-	-	-	-	0.00
	18	OLTEANU Razvan MihaiMB	5	13	87	105	0.16
	Team Totals		45	108	558	711	1.45

Team	Opponent Errors & Team Faults	224	41
------	-------------------------------	-----	----





CUMULATIVE STATISTICS BY SKILL


累計攻守統計數據

ROU - ROMANIA

After 8 matches

Non-Scoring Dig	No.	Name	Digs	Faults	Receptions	Total Attempts	Avg By Set
	1	VOLOGA Robert FlorinMB	3	1	1	5	0.10
	2	GEORGESCU Andrei NicusorS	8	10	13	31	0.26
	3	IFTIME MariusOP	11	9	5	25	0.35
	5	MOCANU Codrin ConstantMB	19	13	15	47	0.61
	6	DUMITRU Claudiu FlorentS	33	28	27	88	1.06
	7	BALEAN Rares IonutOP	38	26	20	84	1.23
	10	MIRON Catalin AlexandOP	15	9	7	31	0.48
	11	MATEI CiprianOH	24	27	28	79	0.77
	14	BONTEA Gabriel AlexandOH	4	3	1	8	0.13
	15	SUSON Silviu IoanOP	39	40	22	101	1.26
	16	CAMUI Paul Cristian (L)	49	46	22	117	1.58
	18	OLTEANU Razvan MihaiMB	15	13	17	45	0.48
	Team Totals		258	225	178	661	8.32

Non-Scoring Set	No.	Name	Running Sets	Faults	Still Sets	Total Attempts	Avg By Set
	1	VOLOGA Robert FlorinMB	-	-	2	2	0.00
	2	GEORGESCU Andrei NicusorS	38	3	129	170	1.23
	3	IFTIME MariusOP	-	-	6	6	0.00
	5	MOCANU Codrin ConstantMB	-	-	13	13	0.00
	6	DUMITRU Claudiu FlorentS	128	10	323	461	4.13
	7	BALEAN Rares IonutOP	1	-	20	21	0.03
	10	MIRON Catalin AlexandOP	-	1	4	5	0.00
	11	MATEI CiprianOH	6	1	13	20	0.19
	14	BONTEA Gabriel AlexandOH	1	-	5	6	0.03
	15	SUSON Silviu IoanOP	6	-	15	21	0.19
	16	CAMUI Paul Cristian (L)	17	-	30	47	0.55
	18	OLTEANU Razvan MihaiMB	1	-	7	8	0.03
	Team Totals		198	15	567	780	6.39

Non-Scoring Reception	No.	Name	Excellents	Faults	Serve Receptions	Total Attempts	Succ %
	1	VOLOGA Robert FlorinMB	-	-	-	-	0.00
	2	GEORGESCU Andrei NicusorS	-	-	1	1	0.00
	3	IFTIME MariusOP	16	1	25	42	38.10
	5	MOCANU Codrin ConstantMB	-	1	-	1	0.00
	6	DUMITRU Claudiu FlorentS	-	2	3	5	0.00
	7	BALEAN Rares IonutOP	90	21	110	221	40.72
	10	MIRON Catalin AlexandOP	17	1	18	36	47.22
	11	MATEI CiprianOH	-	-	-	-	0.00
	14	BONTEA Gabriel AlexandOH	-	-	-	-	0.00
	15	SUSON Silviu IoanOP	61	9	72	142	42.96
	16	CAMUI Paul Cristian (L)	45	15	71	131	34.35
	18	OLTEANU Razvan MihaiMB	-	-	1	1	0.00
	Team Totals		229	50	301	580	39.48

Legend:

Avg	Average	Eff %	Efficiency	L	Libero Player
MB	Middle Blocker Player	OH	Outside Hitter	OP	Opposite Player
S	Setter Player	Succ %	Success %		





CUMULATIVE STATISTICS BY SKILL


累計攻守統計數據

RUS - RUSSIAN FEDERATION

After 8 matches

Scoring Spike	No.	Name	Spikes	Faults	Shots	Total Attempts	Eff %
	2	BANNOV EvgeniiOP	12	4	7	23	34.78
	3	ISMAILOV AzizbekS	15	4	19	38	28.95
	4	LIKHOSHERSTOV VadimMB	41	5	33	79	45.57
	5	GLIVENKO BogdanOP	77	34	85	196	21.94
	8	EMELIANOV DmitriiS	-	-	1	1	0.00
	10	SHCHADILOV LeonidOH	48	7	69	124	33.06
	12	BOTIN AntonOH	60	23	49	132	28.03
	13	SHISHKIN Vladimir (L)	-	-	-	-	0.00
	14	SHCHERBININ DmitryMB	30	2	18	50	56.00
	15	PLUZHNIKOV AlexeyMB	2	3	5	10	
	16	BOLDYREV AlexanderOH	17	3	16	36	38.89
	18	NIKITIN SergeiOH	36	15	25	76	27.63
	Team Totals		338	100	327	765	31.11

Scoring Block	No.	Name	Kill Blocks	Faults	Rebounds	Total Attempts	Avg By Set
	2	BANNOV EvgeniiOP	1	3	2	6	0.04
	3	ISMAILOV AzizbekS	16	21	23	60	0.55
	4	LIKHOSHERSTOV VadimMB	15	30	39	84	0.52
	5	GLIVENKO BogdanOP	11	19	35	65	0.38
	8	EMELIANOV DmitriiS	-	8	7	15	0.00
	10	SHCHADILOV LeonidOH	9	7	20	36	0.31
	12	BOTIN AntonOH	11	15	15	41	0.38
	13	SHISHKIN Vladimir (L)	-	-	-	-	0.00
	14	SHCHERBININ DmitryMB	31	25	49	105	1.07
	15	PLUZHNIKOV AlexeyMB	4	9	8	21	0.14
	16	BOLDYREV AlexanderOH	1	1	1	3	0.03
	18	NIKITIN SergeiOH	8	9	4	21	0.28
	Team Totals		107	147	203	457	3.69

Scoring Service	No.	Name	Aces	Faults	Serve Hits	Total Attempts	Avg By Set
	2	BANNOV EvgeniiOP	6	2	12	20	0.24
	3	ISMAILOV AzizbekS	5	11	64	80	0.17
	4	LIKHOSHERSTOV VadimMB	8	20	101	129	0.28
	5	GLIVENKO BogdanOP	6	28	73	107	0.21
	8	EMELIANOV DmitriiS	-	2	15	17	0.00
	10	SHCHADILOV LeonidOH	5	12	67	84	0.17
	12	BOTIN AntonOH	3	13	43	59	0.10
	13	SHISHKIN Vladimir (L)	-	-	-	-	0.00
	14	SHCHERBININ DmitryMB	4	12	76	92	0.14
	15	PLUZHNIKOV AlexeyMB	1	4	19	24	0.03
	16	BOLDYREV AlexanderOH	-	7	13	20	0.00
	18	NIKITIN SergeiOH	6	14	33	53	0.21
	Team Totals		44	125	516	685	1.52

Team	Opponent Errors & Team Faults	204	4
------	-------------------------------	-----	---





CUMULATIVE STATISTICS BY SKILL


累計攻守統計數據

RUS - RUSSIAN FEDERATION

After 8 matches

Non-Scoring Dig	No.	Name	Digs	Faults	Receptions	Total Attempts	Avg By Set
	2	BANNOV EvgeniiOP	2	4	2	8	0.08
	3	ISMAILOV AzizbekS	18	24	28	70	0.62
	4	LIKHOSHERSTOV VadimMB	10	14	14	38	0.34
	5	GLIVENKO BogdanOP	14	37	34	85	0.48
	8	EMELIANOV DmitriiS	7	5	5	17	0.24
	10	SHCHADILOV LeonidOH	9	23	16	48	0.31
	12	BOTIN AntonOH	12	15	26	53	0.41
	13	SHISHKIN Vladimir (L)	70	41	42	153	2.41
	14	SHCHERBININ DmitryMB	13	12	22	47	0.45
	15	PLUZHNIKOV AlexeyMB	1	3	2	6	0.03
	16	BOLDYREV AlexanderOH	6	4	6	16	0.21
	18	NIKITIN SergeiOH	11	13	9	33	0.38
	Team Totals		173	195	206	574	5.97

Non-Scoring Set	No.	Name	Running Sets	Faults	Still Sets	Total Attempts	Avg By Set
	2	BANNOV EvgeniiOP	-	-	1	1	0.00
	3	ISMAILOV AzizbekS	218	1	269	488	7.52
	4	LIKHOSHERSTOV VadimMB	1	-	2	3	0.03
	5	GLIVENKO BogdanOP	2	-	8	10	0.07
	8	EMELIANOV DmitriiS	37	1	82	120	1.28
	10	SHCHADILOV LeonidOH	3	-	3	6	0.10
	12	BOTIN AntonOH	6	-	8	14	0.21
	13	SHISHKIN Vladimir (L)	23	-	20	43	0.79
	14	SHCHERBININ DmitryMB	2	-	4	6	0.07
	15	PLUZHNIKOV AlexeyMB	-	-	2	2	0.00
	16	BOLDYREV AlexanderOH	2	-	2	4	0.07
	18	NIKITIN SergeiOH	3	-	1	4	0.10
	Team Totals		297	2	402	701	10.24

Non-Scoring Reception	No.	Name	Excellents	Faults	Serve Receptions	Total Attempts	Succ %
	2	BANNOV EvgeniiOP	-	-	-	-	0.00
	3	ISMAILOV AzizbekS	-	1	1	2	0.00
	4	LIKHOSHERSTOV VadimMB	1	1	-	2	50.00
	5	GLIVENKO BogdanOP	-	-	-	-	0.00
	8	EMELIANOV DmitriiS	-	-	2	2	0.00
	10	SHCHADILOV LeonidOH	54	5	59	118	45.76
	12	BOTIN AntonOH	40	8	75	123	32.52
	13	SHISHKIN Vladimir (L)	66	7	50	123	53.66
	14	SHCHERBININ DmitryMB	2	1	5	8	25.00
	15	PLUZHNIKOV AlexeyMB	-	-	1	1	0.00
	16	BOLDYREV AlexanderOH	28	-	19	47	59.57
	18	NIKITIN SergeiOH	28	7	59	94	29.79
	Team Totals		219	30	271	520	42.12

Legend:					
Avg	Average	Eff %	Efficiency	L	Libero Player
MB	Middle Blocker Player	OH	Outside Hitter	OP	Opposite Player
S	Setter Player	Succ %	Success %		



CUMULATIVE STATISTICS BY SKILL

累計攻守統計數據

SUI - SWITZERLAND

After 8 matches

Scoring Spike	No.	Name	Spikes	Faults	Shots	Total Attempts	Eff %
	1	HANGGI ChristophMB	4	-	-	4	100.00
	4	HOFSTEDE SimonMB	6	1	4	11	45.45
	6	GIGER Reto SeverinS	2	1	3	6	16.67
	8	BEELER Luca MattiasOH	30	14	28	72	22.22
	9	HARKSEN Peer KristianS	2	-	4	6	33.33
	10	ULRICH LucaOH	83	22	91	196	31.12
	11	WALZER MarcMB	33	7	25	65	40.00
	13	ROOS Joel PhilippOH	66	16	49	131	38.17
	18	EHRAT Samuel DamianMB	50	13	22	85	43.53
	19	HAGENBUCH Etienne (L)	-	-	-	-	0.00
	20	GERBER Leandro FlorianOP	59	23	74	156	23.08
	21	ROTH Yves AlainOP	3	4	8	15	
Team Totals			338	101	308	747	31.73

Scoring Block	No.	Name	Kill Blocks	Faults	Rebounds	Total Attempts	Avg By Set
	1	HANGGI ChristophMB	2	1	1	4	0.07
	4	HOFSTEDE SimonMB	1	6	3	10	0.03
	6	GIGER Reto SeverinS	11	19	27	57	0.37
	8	BEELER Luca MattiasOH	1	5	15	21	0.03
	9	HARKSEN Peer KristianS	2	10	14	26	0.07
	10	ULRICH LucaOH	7	13	18	38	0.23
	11	WALZER MarcMB	16	24	38	78	0.53
	13	ROOS Joel PhilippOH	9	20	14	43	0.30
	18	EHRAT Samuel DamianMB	21	20	53	94	0.70
	19	HAGENBUCH Etienne (L)	-	-	-	-	0.00
	20	GERBER Leandro FlorianOP	6	10	19	35	0.20
	21	ROTH Yves AlainOP	2	2	1	5	0.07
Team Totals			78	130	203	411	2.60

Scoring Service	No.	Name	Aces	Faults	Serve Hits	Total Attempts	Avg By Set
	1	HANGGI ChristophMB	-	-	8	8	0.00
	4	HOFSTEDE SimonMB	-	-	19	19	0.00
	6	GIGER Reto SeverinS	4	13	45	62	0.13
	8	BEELER Luca MattiasOH	1	10	45	56	0.03
	9	HARKSEN Peer KristianS	5	5	50	60	0.17
	10	ULRICH LucaOH	4	28	66	98	0.13
	11	WALZER MarcMB	1	15	90	106	0.03
	13	ROOS Joel PhilippOH	8	23	83	114	0.27
	18	EHRAT Samuel DamianMB	7	10	99	116	0.23
	19	HAGENBUCH Etienne (L)	-	-	-	-	0.00
	20	GERBER Leandro FlorianOP	1	26	36	63	0.03
	21	ROTH Yves AlainOP	-	7	8	15	0.00
Team Totals			31	137	549	717	1.03

Team	Opponent Errors & Team Faults	272	84
------	-------------------------------	-----	----





CUMULATIVE STATISTICS BY SKILL


累計攻守統計數據

SUI - SWITZERLAND

After 8 matches

Non-Scoring Dig	No.	Name	Digs	Faults	Receptions	Total Attempts	Avg By Set
	1	HANGGI ChristophMB	-	-	1	1	0.00
	4	HOFSTEDE SimonMB	1	4	3	8	0.03
	6	GIGER Reto SeverinS	11	22	21	54	0.37
	8	BEELER Luca MattiasOH	16	15	28	59	0.53
	9	HARKSEN Peer KristianS	5	10	19	34	0.17
	10	ULRICH LucaOH	10	12	27	49	0.33
	11	WALZER MarcMB	4	12	18	34	0.13
	13	ROOS Joel PhilippOH	32	25	34	91	1.07
	18	EHRAT Samuel DamianMB	8	11	28	47	0.27
	19	HAGENBUCH Etienne (L)	54	37	59	150	1.80
	20	GERBER Leandro FlorianOP	18	16	26	60	0.60
	21	ROTH Yves AlainOP	2	5	3	10	0.07
Team Totals			161	169	267	597	5.37

Non-Scoring Set	No.	Name	Running Sets	Faults	Still Sets	Total Attempts	Avg By Set
	1	HANGGI ChristophMB	-	-	1	1	0.00
	4	HOFSTEDE SimonMB	-	-	2	2	0.00
	6	GIGER Reto SeverinS	107	8	261	376	3.57
	8	BEELER Luca MattiasOH	1	-	5	6	0.03
	9	HARKSEN Peer KristianS	53	2	230	285	1.77
	10	ULRICH LucaOH	1	-	7	8	0.03
	11	WALZER MarcMB	-	-	6	6	0.00
	13	ROOS Joel PhilippOH	-	1	8	9	0.00
	18	EHRAT Samuel DamianMB	1	-	7	8	0.03
	19	HAGENBUCH Etienne (L)	5	-	33	38	0.17
	20	GERBER Leandro FlorianOP	-	-	5	5	0.00
	21	ROTH Yves AlainOP	-	-	-	-	0.00
Team Totals			168	11	565	744	5.60

Non-Scoring Reception	No.	Name	Excellents	Faults	Serve Receptions	Total Attempts	Succ %
	1	HANGGI ChristophMB	-	-	-	-	0.00
	4	HOFSTEDE SimonMB	-	-	-	-	0.00
	6	GIGER Reto SeverinS	-	-	-	-	0.00
	8	BEELER Luca MattiasOH	44	8	52	104	42.31
	9	HARKSEN Peer KristianS	-	-	1	1	0.00
	10	ULRICH LucaOH	51	7	114	172	29.65
	11	WALZER MarcMB	2	-	1	3	66.67
	13	ROOS Joel PhilippOH	-	-	-	-	0.00
	18	EHRAT Samuel DamianMB	-	-	2	2	0.00
	19	HAGENBUCH Etienne (L)	62	10	71	143	43.36
	20	GERBER Leandro FlorianOP	26	8	71	105	24.76
	21	ROTH Yves AlainOP	-	-	-	-	0.00
Team Totals			185	33	312	530	34.91

Legend:


Avg	Average	Eff %	Efficiency	L	Libero Player
MB	Middle Blocker Player	OH	Outside Hitter	OP	Opposite Player
S	Setter Player	Succ %	Success %		


CUMULATIVE STATISTICS BY SKILL


累計攻守統計數據

TPE - CHINESE TAIPEI

After 7 matches

Scoring Spike	No.	Name	Spikes	Faults	Shots	Total Attempts	Eff %
	1	LIN Kuo-ChunS	10	2	9	21	38.10
	2	LIU Hong-JieMB	63	9	32	104	51.92
	6	HSIEH Ya-JenOH	2	-	3	5	40.00
	7	LIU Hung-MinOH	85	38	60	183	25.68
	8	CHANG Liang-HaoMB	31	6	26	63	39.68
	9	TSAI Chia-HaoOH	29	16	19	64	20.31
	10	SU Hou-Chen (L)	-	-	-	-	0.00
	11	WU Tsung-HsuanOP	89	38	54	181	28.18
	12	HSU Mei-ChungOH	21	8	18	47	27.66
	16	ZHANG Min-ShunOP	2	2	1	5	0.00
	17	SHIH Hsiu-ChihS	-	-	-	-	0.00
	20	YEN Chen-FuMB	2	-	-	2	100.00
	Team Totals		334	119	222	675	31.85

Scoring Block	No.	Name	Kill Blocks	Faults	Rebounds	Total Attempts	Avg By Set
	1	LIN Kuo-ChunS	2	21	24	47	0.07
	2	LIU Hong-JieMB	8	21	43	72	0.30
	6	HSIEH Ya-JenOH	-	-	2	2	0.00
	7	LIU Hung-MinOH	5	13	14	32	0.19
	8	CHANG Liang-HaoMB	12	18	30	60	0.44
	9	TSAI Chia-HaoOH	3	14	5	22	0.11
	10	SU Hou-Chen (L)	-	-	-	-	0.00
	11	WU Tsung-HsuanOP	9	15	20	44	0.33
	12	HSU Mei-ChungOH	4	6	5	15	0.15
	16	ZHANG Min-ShunOP	-	1	-	1	0.00
	17	SHIH Hsiu-ChihS	-	1	2	3	0.00
	20	YEN Chen-FuMB	1	2	-	3	0.04
	Team Totals		44	112	145	301	1.63

Scoring Service	No.	Name	Aces	Faults	Serve Hits	Total Attempts	Avg By Set
	1	LIN Kuo-ChunS	4	9	63	76	0.15
	2	LIU Hong-JieMB	6	15	81	102	0.22
	6	HSIEH Ya-JenOH	-	1	2	3	0.00
	7	LIU Hung-MinOH	2	13	90	105	0.07
	8	CHANG Liang-HaoMB	4	11	69	84	0.15
	9	TSAI Chia-HaoOH	1	20	28	49	0.04
	10	SU Hou-Chen (L)	-	-	-	-	0.00
	11	WU Tsung-HsuanOP	8	21	84	113	0.30
	12	HSU Mei-ChungOH	1	10	29	40	0.04
	16	ZHANG Min-ShunOP	-	1	-	1	0.00
	17	SHIH Hsiu-ChihS	1	1	15	17	0.04
	20	YEN Chen-FuMB	-	1	12	13	0.00
	Team Totals		27	103	473	603	1.00

Team	Opponent Errors & Team Faults	197	3
------	-------------------------------	-----	---





CUMULATIVE STATISTICS BY SKILL


累計攻守統計數據

TPE - CHINESE TAIPEI

After 7 matches

Non-Scoring Dig	No.	Name	Digs	Faults	Receptions	Total Attempts	Avg By Set
	1	LIN Kuo-ChunS	13	36	17	66	0.48
	2	LIU Hong-JieMB	7	12	11	30	0.26
	6	HSIEH Ya-JenOH	-	-	1	1	0.00
	7	LIU Hung-MinOH	18	37	40	95	0.67
	8	CHANG Liang-HaoMB	9	12	11	32	0.33
	9	TSAI Chia-HaoOH	15	24	19	58	0.56
	10	SU Hou-Chen (L)	38	57	32	127	1.41
	11	WU Tsung-HsuanOP	21	31	29	81	0.78
	12	HSU Mei-ChungOH	10	12	8	30	0.37
	16	ZHANG Min-ShunOP	1	-	-	1	0.04
	17	SHIH Hsiu-ChihS	2	5	6	13	0.07
	20	YEN Chen-FuMB	2	1	3	6	0.07
	Team Totals		136	227	177	540	5.04

Non-Scoring Set	No.	Name	Running Sets	Faults	Still Sets	Total Attempts	Avg By Set
	1	LIN Kuo-ChunS	211	7	248	466	7.81
	2	LIU Hong-JieMB	1	1	2	4	0.04
	6	HSIEH Ya-JenOH	-	-	2	2	0.00
	7	LIU Hung-MinOH	5	-	15	20	0.19
	8	CHANG Liang-HaoMB	-	-	3	3	0.00
	9	TSAI Chia-HaoOH	1	-	5	6	0.04
	10	SU Hou-Chen (L)	5	-	23	28	0.19
	11	WU Tsung-HsuanOP	3	-	6	9	0.11
	12	HSU Mei-ChungOH	1	1	5	7	0.04
	16	ZHANG Min-ShunOP	-	-	1	1	0.00
	17	SHIH Hsiu-ChihS	39	-	56	95	1.44
	20	YEN Chen-FuMB	-	-	-	-	0.00
	Team Totals		266	9	366	641	9.85

Non-Scoring Reception	No.	Name	Excellents	Faults	Serve Receptions	Total Attempts	Succ %
	1	LIN Kuo-ChunS	-	1	-	1	0.00
	2	LIU Hong-JieMB	1	-	2	3	33.33
	6	HSIEH Ya-JenOH	-	1	8	9	0.00
	7	LIU Hung-MinOH	90	14	76	180	50.00
	8	CHANG Liang-HaoMB	3	1	2	6	50.00
	9	TSAI Chia-HaoOH	37	9	47	93	39.78
	10	SU Hou-Chen (L)	47	7	68	122	38.52
	11	WU Tsung-HsuanOP	1	-	2	3	33.33
	12	HSU Mei-ChungOH	37	4	54	95	38.95
	16	ZHANG Min-ShunOP	1	-	1	2	50.00
	17	SHIH Hsiu-ChihS	1	-	-	1	100.00
	20	YEN Chen-FuMB	-	-	-	-	0.00
	Team Totals		218	37	260	515	42.33

Legend:

Avg	Average	Eff %	Efficiency	L	Libero Player
MB	Middle Blocker Player	OH	Outside Hitter	OP	Opposite Player
S	Setter Player	Succ %	Success %		





CUMULATIVE STATISTICS BY SKILL


累計攻守統計數據

UAE - UNITED ARAB EMIRATES

After 7 matches

Scoring Spike	No.	Name	Spikes	Faults	Shots	Total Attempts	Eff %
	2	ALFALASI WalidOH	1	4	2	7	
	3	WALID Majid SaeedOH	8	2	10	20	30.00
	4	ALDHUHOORI KhalidOH	36	17	42	95	20.00
	5	ALBLOOSHI AdelOH	45	26	29	100	19.00
	6	AL MARZOOQI FaisalS	-	-	-	-	0.00
	7	AL MARZOOQI AmerOP	73	47	110	230	11.30
	8	ALAZEEZI RashedMB	14	7	11	32	21.88
	9	ALMANSOORI MubarakMB	16	8	20	44	18.18
	10	AHLI MohammadS	2	-	1	3	66.67
	11	ALDHAHERI Mohammed (L)	-	-	-	-	0.00
	12	ALAWADHI Ali (L)	-	-	-	-	0.00
	17	ALSUWAIDI MohammedOP	43	39	50	132	3.03
	Team Totals		238	150	275	663	13.27

Scoring Block	No.	Name	Kill Blocks	Faults	Rebounds	Total Attempts	Avg By Set
	2	ALFALASI WalidOH	-	1	1	2	0.00
	3	WALID Majid SaeedOH	2	3	3	8	0.08
	4	ALDHUHOORI KhalidOH	1	10	8	19	0.04
	5	ALBLOOSHI AdelOH	7	9	14	30	0.27
	6	AL MARZOOQI FaisalS	-	3	3	6	0.00
	7	AL MARZOOQI AmerOP	8	17	20	45	0.31
	8	ALAZEEZI RashedMB	10	27	44	81	0.38
	9	ALMANSOORI MubarakMB	13	18	31	62	0.50
	10	AHLI MohammadS	1	7	21	29	0.04
	11	ALDHAHERI Mohammed (L)	-	-	-	-	0.00
	12	ALAWADHI Ali (L)	-	-	-	-	0.00
	17	ALSUWAIDI MohammedOP	2	9	12	23	0.08
	Team Totals		44	104	157	305	1.69

Scoring Service	No.	Name	Aces	Faults	Serve Hits	Total Attempts	Avg By Set
	2	ALFALASI WalidOH	1	1	4	6	0.04
	3	WALID Majid SaeedOH	1	3	22	26	0.04
	4	ALDHUHOORI KhalidOH	3	6	58	67	0.12
	5	ALBLOOSHI AdelOH	1	12	44	57	0.04
	6	AL MARZOOQI FaisalS	-	2	11	13	0.00
	7	AL MARZOOQI AmerOP	1	10	70	81	0.04
	8	ALAZEEZI RashedMB	1	8	68	77	0.04
	9	ALMANSOORI MubarakMB	2	17	43	62	0.08
	10	AHLI MohammadS	1	10	70	81	0.04
	11	ALDHAHERI Mohammed (L)	-	-	-	-	0.00
	12	ALAWADHI Ali (L)	-	-	-	-	0.00
	17	ALSUWAIDI MohammedOP	2	7	34	43	0.08
	Team Totals		13	76	424	513	0.50

Team	Opponent Errors & Team Faults	211	143
------	-------------------------------	-----	-----





CUMULATIVE STATISTICS BY SKILL


累計攻守統計數據

UAE - UNITED ARAB EMIRATES

After 7 matches

Non-Scoring Dig	No.	Name	Digs	Faults	Receptions	Total Attempts	Avg By Set
	2	ALFALASI WalidOH	3	1	2	6	0.12
	3	WALID Majid SaeedOH	1	2	1	4	0.04
	4	ALDHUHOORI KhalidOH	12	8	27	47	0.46
	5	ALBLOOSHI AdelOH	7	13	43	63	0.27
	6	AL MARZOOQI FaisalS	-	4	4	8	0.00
	7	AL MARZOOQI AmerOP	11	15	47	73	0.42
	8	ALAZEEZI RashedMB	2	10	13	25	0.08
	9	ALMANSOORI MubarakMB	1	4	5	10	0.04
	10	AHLI MohammadS	7	18	53	78	0.27
	11	ALDHAHERI Mohammed (L)	13	11	28	52	0.50
	12	ALAWADHI Ali (L)	30	17	33	80	1.15
	17	ALSUWAIDI MohammedOP	7	11	21	39	0.27
	Team Totals		94	114	277	485	3.62

Non-Scoring Set	No.	Name	Running Sets	Faults	Still Sets	Total Attempts	Avg By Set
	2	ALFALASI WalidOH	-	-	3	3	0.00
	3	WALID Majid SaeedOH	-	1	2	3	0.00
	4	ALDHUHOORI KhalidOH	-	2	8	10	0.00
	5	ALBLOOSHI AdelOH	-	2	12	14	0.00
	6	AL MARZOOQI FaisalS	2	3	71	76	0.08
	7	AL MARZOOQI AmerOP	-	-	20	20	0.00
	8	ALAZEEZI RashedMB	-	1	6	7	0.00
	9	ALMANSOORI MubarakMB	-	1	4	5	0.00
	10	AHLI MohammadS	47	6	448	501	1.81
	11	ALDHAHERI Mohammed (L)	-	-	36	36	0.00
	12	ALAWADHI Ali (L)	-	-	21	21	0.00
	17	ALSUWAIDI MohammedOP	-	1	9	10	0.00
	Team Totals		49	17	640	706	1.88

Non-Scoring Reception	No.	Name	Excellents	Faults	Serve Receptions	Total Attempts	Succ %
	2	ALFALASI WalidOH	-	-	16	16	0.00
	3	WALID Majid SaeedOH	2	5	18	25	8.00
	4	ALDHUHOORI KhalidOH	17	4	117	138	12.32
	5	ALBLOOSHI AdelOH	11	9	132	152	7.24
	6	AL MARZOOQI FaisalS	-	-	-	-	0.00
	7	AL MARZOOQI AmerOP	-	-	10	10	0.00
	8	ALAZEEZI RashedMB	1	-	3	4	25.00
	9	ALMANSOORI MubarakMB	-	-	2	2	0.00
	10	AHLI MohammadS	-	-	1	1	0.00
	11	ALDHAHERI Mohammed (L)	10	1	50	61	16.39
	12	ALAWADHI Ali (L)	16	4	80	100	16.00
	17	ALSUWAIDI MohammedOP	-	-	5	5	0.00
	Team Totals		57	23	434	514	11.09

Legend:

Avg	Average	Eff %	Efficiency	L	Libero Player
MB	Middle Blocker Player	OH	Outside Hitter	OP	Opposite Player
S	Setter Player	Succ %	Success %		





CUMULATIVE STATISTICS BY SKILL


累計攻守統計數據

UKR - UKRAINE

After 7 matches

Scoring Spike	No.	Name	Spikes	Faults	Shots	Total Attempts	Eff %
	1	DROZD MaksymMB	40	9	29	78	39.74
	2	KISILIUK YevheniiOH	14	9	22	45	11.11
	3	TODUA ValeriiMB	11	3	3	17	47.06
	4	SHEVCHENKO OlegOH	51	12	37	100	39.00
	5	PLOTNYTSKYI OlehOH	61	18	46	125	34.40
	6	DOLGOPOLOV DmytroS	1	1	3	5	0.00
	8	NEVIADOMSKYI StanislavOH	46	26	49	121	16.53
	9	SHAPOVAL ViktorOH	31	8	26	65	35.38
	12	BROVA Horden (L)	-	-	-	-	0.00
	13	DIDENKO VladyslavS	6	-	7	13	46.15
	14	GLADENKO OleksandrMB	26	5	16	47	44.68
	18	BOGATYROV VladyslavOH	5	-	5	10	50.00
	Team Totals		292	91	243	626	32.11

Scoring Block	No.	Name	Kill Blocks	Faults	Rebounds	Total Attempts	Avg By Set
	1	DROZD MaksymMB	24	40	35	99	0.96
	2	KISILIUK YevheniiOH	5	9	4	18	0.20
	3	TODUA ValeriiMB	6	12	15	33	0.24
	4	SHEVCHENKO OlegOH	2	12	10	24	0.08
	5	PLOTNYTSKYI OlehOH	11	13	9	33	0.44
	6	DOLGOPOLOV DmytroS	1	6	4	11	0.04
	8	NEVIADOMSKYI StanislavOH	4	6	9	19	0.16
	9	SHAPOVAL ViktorOH	6	6	10	22	0.24
	12	BROVA Horden (L)	-	-	-	-	0.00
	13	DIDENKO VladyslavS	7	17	12	36	0.28
	14	GLADENKO OleksandrMB	12	19	34	65	0.48
	18	BOGATYROV VladyslavOH	1	-	3	4	0.04
	Team Totals		79	140	145	364	3.16

Scoring Service	No.	Name	Aces	Faults	Serve Hits	Total Attempts	Avg By Set
	1	DROZD MaksymMB	3	20	43	66	0.12
	2	KISILIUK YevheniiOH	2	6	17	25	0.08
	3	TODUA ValeriiMB	-	2	19	21	0.00
	4	SHEVCHENKO OlegOH	2	9	50	61	0.08
	5	PLOTNYTSKYI OlehOH	10	18	90	118	0.40
	6	DOLGOPOLOV DmytroS	1	5	35	41	0.04
	8	NEVIADOMSKYI StanislavOH	3	12	27	42	0.12
	9	SHAPOVAL ViktorOH	4	7	20	31	0.16
	12	BROVA Horden (L)	-	-	-	-	0.00
	13	DIDENKO VladyslavS	4	8	68	80	0.16
	14	GLADENKO OleksandrMB	3	12	33	48	0.12
	18	BOGATYROV VladyslavOH	-	7	24	31	0.00
	Team Totals		32	106	426	564	1.28

Team	Opponent Errors & Team Faults	165	22
------	-------------------------------	-----	----





CUMULATIVE STATISTICS BY SKILL


累計攻守統計數據

UKR - UKRAINE

After 7 matches

Non-Scoring Dig	No.	Name	Digs	Faults	Receptions	Total Attempts	Avg By Set
	1	DROZD MaksymMB	1	4	13	18	0.04
	2	KISILIUK YevheniiOH	-	12	10	22	0.00
	3	TODUA ValeriiMB	4	5	3	12	0.16
	4	SHEVCHENKO OlegOH	10	17	13	40	0.40
	5	PLOTNYTSKYI OlehOH	11	21	36	68	0.44
	6	DOLGOPOLOV DmytroS	2	10	9	21	0.08
	8	NEVIADOMSKYI StanislavOH	9	11	12	32	0.36
	9	SHAPOVAL ViktorOH	2	6	8	16	0.08
	12	BROVA Horden (L)	34	35	46	115	1.36
	13	DIDENKO VladyslavS	14	26	23	63	0.56
	14	GLADENKO OleksandrMB	2	2	5	9	0.08
	18	BOGATYROV VladyslavOH	-	2	4	6	0.00
	Team Totals		89	151	182	422	3.56

Non-Scoring Set	No.	Name	Running Sets	Faults	Still Sets	Total Attempts	Avg By Set
	1	DROZD MaksymMB	1	1	6	8	0.04
	2	KISILIUK YevheniiOH	-	-	4	4	0.00
	3	TODUA ValeriiMB	-	-	7	7	0.00
	4	SHEVCHENKO OlegOH	2	-	8	10	0.08
	5	PLOTNYTSKYI OlehOH	-	-	13	13	0.00
	6	DOLGOPOLOV DmytroS	53	1	95	149	2.12
	8	NEVIADOMSKYI StanislavOH	-	-	3	3	0.00
	9	SHAPOVAL ViktorOH	-	-	-	-	0.00
	12	BROVA Horden (L)	6	1	23	30	0.24
	13	DIDENKO VladyslavS	132	6	229	367	5.28
	14	GLADENKO OleksandrMB	1	-	5	6	0.04
	18	BOGATYROV VladyslavOH	-	-	2	2	0.00
	Team Totals		195	9	395	599	7.80

Non-Scoring Reception	No.	Name	Excellents	Faults	Serve Receptions	Total Attempts	Succ %
	1	DROZD MaksymMB	1	-	7	8	12.50
	2	KISILIUK YevheniiOH	22	1	40	63	34.92
	3	TODUA ValeriiMB	2	-	2	4	50.00
	4	SHEVCHENKO OlegOH	45	5	99	149	30.20
	5	PLOTNYTSKYI OlehOH	58	7	51	116	50.00
	6	DOLGOPOLOV DmytroS	-	-	2	2	0.00
	8	NEVIADOMSKYI StanislavOH	-	-	1	1	0.00
	9	SHAPOVAL ViktorOH	-	-	-	-	0.00
	12	BROVA Horden (L)	45	4	55	104	43.27
	13	DIDENKO VladyslavS	-	1	1	2	0.00
	14	GLADENKO OleksandrMB	-	-	-	-	0.00
	18	BOGATYROV VladyslavOH	5	1	14	20	25.00
	Team Totals		178	19	272	469	37.95

Legend:

Avg	Average	Eff %	Efficiency	L	Libero Player
MB	Middle Blocker Player	OH	Outside Hitter	S	Setter Player
Succ %	Success %				





CUMULATIVE STATISTICS BY SKILL


累計攻守統計數據

USA - UNITED STATES of AMERICA

After 7 matches

Scoring Spike	No.	Name	Spikes	Faults	Shots	Total Attempts	Eff %
	1	ENRIQUES Evan Guy Makai (L)	-	-	-	-	0.00
	2	ENSING Kyle WayneOH	51	14	58	123	30.08
	3	LUGO-RODRIGUEZ AmirMB	21	5	18	44	36.36
	4	COENEN Ryan JamesOP	20	8	10	38	31.58
	5	JOHNSON Miles KelanOH	83	34	62	179	27.37
	6	EWERT Jordan MatthewOP	12	14	28	54	
	7	RAKESTRAW Kevin ThomasMB	21	4	12	37	45.95
	8	BISCHOFF Paul WilliamS	1	-	-	1	100.00
	9	ARNITZ Jacob EdwardOH	22	8	31	61	22.95
	10	GREENE JR Arvis LamontOP	12	4	8	24	33.33
	11	SAETA Michael PhilipS	13	8	8	29	17.24
	12	LEESON Blake GregoryMB	15	3	10	28	42.86
Team Totals			271	102	245	618	27.35

Scoring Block	No.	Name	Kill Blocks	Faults	Rebounds	Total Attempts	Avg By Set
	1	ENRIQUES Evan Guy Makai (L)	-	-	-	-	0.00
	2	ENSING Kyle WayneOH	2	13	15	30	0.09
	3	LUGO-RODRIGUEZ AmirMB	14	17	23	54	0.61
	4	COENEN Ryan JamesOP	3	9	7	19	0.13
	5	JOHNSON Miles KelanOH	5	12	10	27	0.22
	6	EWERT Jordan MatthewOP	4	5	5	14	0.17
	7	RAKESTRAW Kevin ThomasMB	3	11	18	32	0.13
	8	BISCHOFF Paul WilliamS	2	6	4	12	0.09
	9	ARNITZ Jacob EdwardOH	3	6	6	15	0.13
	10	GREENE JR Arvis LamontOP	3	3	4	10	0.13
	11	SAETA Michael PhilipS	3	21	15	39	0.13
	12	LEESON Blake GregoryMB	5	8	21	34	0.22
Team Totals			47	111	128	286	2.04

Scoring Service	No.	Name	Aces	Faults	Serve Hits	Total Attempts	Avg By Set
	1	ENRIQUES Evan Guy Makai (L)	-	-	-	-	0.00
	2	ENSING Kyle WayneOH	4	21	43	68	0.17
	3	LUGO-RODRIGUEZ AmirMB	-	11	54	65	0.00
	4	COENEN Ryan JamesOP	2	4	26	32	0.09
	5	JOHNSON Miles KelanOH	3	10	54	67	0.13
	6	EWERT Jordan MatthewOP	2	1	49	52	0.09
	7	RAKESTRAW Kevin ThomasMB	1	3	39	43	0.04
	8	BISCHOFF Paul WilliamS	-	3	6	9	0.00
	9	ARNITZ Jacob EdwardOH	2	9	26	37	0.09
	10	GREENE JR Arvis LamontOP	-	5	4	9	0.00
	11	SAETA Michael PhilipS	6	25	43	74	0.26
	12	LEESON Blake GregoryMB	-	8	27	35	0.00
Team Totals			20	100	371	491	0.87

Team	Opponent Errors & Team Faults	152	51
------	-------------------------------	-----	----





CUMULATIVE STATISTICS BY SKILL


累計攻守統計數據

USA - UNITED STATES of AMERICA

After 7 matches

Non-Scoring Dig	No.	Name	Digs	Faults	Receptions	Total Attempts	Avg By Set
	1	ENRIQUES Evan Guy Makai (L)	45	32	45	122	1.96
	2	ENSING Kyle WayneOH	7	22	21	50	0.30
	3	LUGO-RODRIGUEZ AmirMB	1	8	10	19	0.04
	4	COENEN Ryan JamesOP	3	9	10	22	0.13
	5	JOHNSON Miles KelanOH	10	12	27	49	0.43
	6	EWERT Jordan MatthewOP	12	9	8	29	0.52
	7	RAKESTRAW Kevin ThomasMB	1	8	6	15	0.04
	8	BISCHOFF Paul WilliamS	3	5	12	20	0.13
	9	ARNITZ Jacob EdwardOH	7	10	16	33	0.30
	10	GREENE JR Arvis LamontOP	1	3	5	9	0.04
	11	SAETA Michael PhilipS	8	17	25	50	0.35
	12	LEESON Blake GregoryMB	-	1	5	6	0.00
Team Totals			98	136	190	424	4.26

Non-Scoring Set	No.	Name	Running Sets	Faults	Still Sets	Total Attempts	Avg By Set
	1	ENRIQUES Evan Guy Makai (L)	4	-	31	35	0.17
	2	ENSING Kyle WayneOH	3	1	8	12	0.13
	3	LUGO-RODRIGUEZ AmirMB	2	1	8	11	0.09
	4	COENEN Ryan JamesOP	3	-	3	6	0.13
	5	JOHNSON Miles KelanOH	1	-	8	9	0.04
	6	EWERT Jordan MatthewOP	-	-	4	4	0.00
	7	RAKESTRAW Kevin ThomasMB	-	-	2	2	0.00
	8	BISCHOFF Paul WilliamS	23	2	53	78	1.00
	9	ARNITZ Jacob EdwardOH	-	-	3	3	0.00
	10	GREENE JR Arvis LamontOP	-	-	-	-	0.00
	11	SAETA Michael PhilipS	154	3	260	417	6.70
	12	LEESON Blake GregoryMB	-	1	5	6	0.00
Team Totals			190	8	385	583	8.26

Non-Scoring Reception	No.	Name	Excellents	Faults	Serve Receptions	Total Attempts	Succ %
	1	ENRIQUES Evan Guy Makai (L)	49	4	65	118	41.53
	2	ENSING Kyle WayneOH	34	5	74	113	30.09
	3	LUGO-RODRIGUEZ AmirMB	2	1	1	4	50.00
	4	COENEN Ryan JamesOP	16	7	42	65	24.62
	5	JOHNSON Miles KelanOH	-	-	-	-	0.00
	6	EWERT Jordan MatthewOP	32	3	55	90	35.56
	7	RAKESTRAW Kevin ThomasMB	1	-	-	1	100.00
	8	BISCHOFF Paul WilliamS	-	-	1	1	0.00
	9	ARNITZ Jacob EdwardOH	13	8	37	58	22.41
	10	GREENE JR Arvis LamontOP	-	-	-	-	0.00
	11	SAETA Michael PhilipS	-	1	1	2	0.00
	12	LEESON Blake GregoryMB	-	-	-	-	0.00
Team Totals			147	29	276	452	32.52

Legend:

Avg	Average	Eff %	Efficiency	L	Libero Player
MB	Middle Blocker Player	OH	Outside Hitter	OP	Opposite Player
S	Setter Player	Succ %	Success %		


RESULTS TABLE-PRELIMINARY ROUND [P4] As of 25 AUG 2017

比賽結果 - 分組預賽

P4

Pool A				Points per Set					Total Points	Match Duration	Spectators
Match	Date	Teams	Sets	1	2	3	4	5			
1	20 AUG 2017	TPE vs FRA	1-3	19-25	27-25	23-25	20-25		89-100	2h00m	5,000
2	20 AUG 2017	JPN vs USA	3-2	23-25	23-25	25-19	25-18	15-9	111-96	2h06m	4,000
11	21 AUG 2017	USA vs TPE	2-3	28-26	18-25	23-25	25-21	12-15	106-112	2h11m	3,300
12	21 AUG 2017	BRA vs JPN	3-2	32-34	26-24	25-22	18-25	15-13	116-118	2h25m	3,200
21	22 AUG 2017	TPE vs BRA	3-0	25-20	25-17	25-21			75-58	1h25m	5,000
22	22 AUG 2017	FRA vs USA	3-0	25-18	25-18	25-17			75-53	1h14m	500
31	24 AUG 2017	BRA vs FRA	3-2	21-25	21-25	26-24	25-18	27-25	120-117	2h35m	4,600
32	24 AUG 2017	JPN vs TPE	3-1	21-25	25-23	25-13	25-19		96-80	1h35m	5,000
41	25 AUG 2017	FRA vs JPN	1-3	17-25	25-21	19-25	21-25		82-96	1h47m	1,000
42	25 AUG 2017	USA vs BRA	0-3	19-25	28-30	19-25			66-80	1h25m	800

Pool B				Points per Set					Total Points	Match Duration	Spectators
Match	Date	Teams	Sets	1	2	3	4	5			
3	20 AUG 2017	MEX vs UKR	0-3	20-25	22-25	24-26			66-76	1h19m	2,450
4	20 AUG 2017	POR vs KOR	3-2	21-25	25-19	25-23	19-25	15-12	105-104	2h22m	3,150
13	21 AUG 2017	UKR vs POR	3-0	25-21	25-20	25-22			75-63	1h19m	600
14	21 AUG 2017	LAT vs MEX	0-3	22-25	22-25	19-25			63-75	1h20m	500
24	22 AUG 2017	POR vs LAT	3-1	22-25	25-23	27-25	25-22		99-95	2h46m	600
26	22 AUG 2017	KOR vs UKR	2-3	25-22	25-22	20-25	23-25	13-15	106-109	2h15m	700
33	24 AUG 2017	LAT vs KOR	1-3	18-25	25-23	17-25	14-25		74-98	1h45m	1,280
34	24 AUG 2017	MEX vs POR	0-3	23-25	15-25	21-25			59-75	1h15m	950
43	25 AUG 2017	KOR vs MEX	3-1	25-20	23-25	37-35	25-15		110-95	1h59m	450
44	25 AUG 2017	UKR vs LAT	3-0	25-12	25-18	25-20			75-50	1h12m	400

Statistics of	Average match duration	Average spectators	Total spectators
Preliminary Round	1h43m	1,358	67,947

Pool A																	
Rank	Team	Points	Matches			Results Details						Sets			Points		
			Played	Won	Lost	3-0	3-1	3-2	2-3	1-3	0-3	Won	Lost	Ratio	Won	Lost	Ratio
1	JPN	9	4	3	1		2	1	1			11	7	1.572	421	374	1.126
2	BRA	7	4	3	1	1		2			1	9	7	1.286	374	376	0.995
3	FRA	7	4	2	2	1	1		1	1		9	7	1.286	374	358	1.045
4	TPE	5	4	2	2	1		1		2		8	8	1.000	356	360	0.989
5	USA	2	4	0	4				2		2	4	12	0.333	321	378	0.849

Pool B																	
Rank	Team	Points	Matches			Results Details						Sets			Points		
			Played	Won	Lost	3-0	3-1	3-2	2-3	1-3	0-3	Won	Lost	Ratio	Won	Lost	Ratio
1	UKR	11	4	4	0	3		1				12	2	6.000	335	285	1.176
2	POR	8	4	3	1	1	1	1			1	9	6	1.500	342	333	1.027
3	KOR	8	4	2	2		2		2			10	8	1.250	418	383	1.091
4	MEX	3	4	1	3	1				1	2	4	9	0.445	295	324	0.911
5	LAT	0	4	0	4					2	2	2	12	0.167	282	347	0.813


RESULTS TABLE-PRELIMINARY ROUND [P4] As of 25 AUG 2017

比賽結果 - 分組預賽

P4

Pool C				Points per Set					Total Points	Match Duration	Spectators
Match	Date	Teams	Sets	1	2	3	4	5			
8	20 AUG 2017	ROU vs CHI	3-0	25-23	25-18	25-9			75-50	1h13m	500
9	20 AUG 2017	CZE vs AUS	3-0	25-15	25-23	25-20			75-58	1h27m	1,000
10	20 AUG 2017	RUS vs HKG	3-0	25-20	25-17	25-14			75-51	1h16m	1,000
18	21 AUG 2017	ROU vs CZE	1-3	27-29	20-25	25-19	23-25		95-98	2h07m	750
19	21 AUG 2017	AUS vs RUS	0-3	31-33	21-25	20-25			72-83	2h18m	750
20	21 AUG 2017	CHI vs HKG	2-3	16-25	23-25	25-18	25-21	12-15	101-104	2h06m	400
23	22 AUG 2017	HKG vs AUS	3-2	18-25	16-25	25-23	25-22	15-13	99-108	2h09m	500
29	22 AUG 2017	CZE vs CHI	3-0	25-10	25-16	25-18			75-44	1h41m	1,020
30	22 AUG 2017	RUS vs ROU	3-1	26-24	25-15	23-25	25-19		99-83	1h55m	1,200
37	24 AUG 2017	CZE vs RUS	0-3	22-25	23-25	17-25			62-75	1h22m	2,015
38	24 AUG 2017	CHI vs AUS	1-3	8-25	25-14	21-25	19-25		73-89	1h33m	600
39	24 AUG 2017	ROU vs HKG	3-0	25-20	25-20	25-23			75-63	1h23m	800
48	25 AUG 2017	RUS vs CHI	3-0	25-21	29-27	25-19			79-67	1h18m	950
49	25 AUG 2017	HKG vs CZE	2-3	25-20	13-25	21-25	25-20	10-15	94-105	2h10m	950
50	25 AUG 2017	AUS vs ROU	1-3	24-26	25-23	22-25	22-25		93-99	2h11m	1,000

Pool D				Points per Set					Total Points	Match Duration	Spectators
Match	Date	Teams	Sets	1	2	3	4	5			
5	20 AUG 2017	CYP vs IRI	0-3	18-25	14-25	12-25			44-75	1h10m	600
6	20 AUG 2017	ARG vs SUI	3-0	25-23	25-19	28-26			78-68	1h34m	650
7	20 AUG 2017	CAN vs UAE	3-2	23-25	25-21	25-21	23-25	16-14	112-106	2h16m	500
15	21 AUG 2017	CYP vs ARG	0-3	16-25	23-25	10-25			49-75	1h17m	300
16	21 AUG 2017	SUI vs CAN	3-2	23-25	30-32	25-17	25-23	15-13	118-110	2h24m	250
17	21 AUG 2017	IRI vs UAE	3-0	25-17	25-14	25-20			75-51	1h13m	250
25	22 AUG 2017	CAN vs CYP	3-0	25-15	25-22	25-15			75-52	1h29m	400
27	22 AUG 2017	UAE vs SUI	1-3	14-25	14-25	25-17	12-25		65-92	1h37m	400
28	22 AUG 2017	ARG vs IRI	1-3	16-25	15-25	25-19	22-25		78-94	1h55m	3,500
35	24 AUG 2017	IRI vs SUI	3-1	29-27	25-19	21-25	25-23		100-94	1h57m	700
36	24 AUG 2017	CYP vs UAE	3-1	23-25	25-23	25-23	25-23		98-94	2h01m	500
40	24 AUG 2017	ARG vs CAN	3-0	25-11	25-17	25-15			75-43	1h10m	1,782
45	25 AUG 2017	CAN vs IRI	0-3	19-25	15-25	16-25			50-75	1h09m	500
46	25 AUG 2017	UAE vs ARG	0-3	18-25	20-25	13-25			51-75	1h15m	700
47	25 AUG 2017	SUI vs CYP	3-0	25-18	25-17	25-19			75-54	1h13m	

Statistics of	Average match duration	Average spectators	Total spectators
Preliminary Round	1h43m	1,358	67,947

Pool C																	
Rank	Team	Points	Matches			Results Details						Sets			Points		
			Played	Won	Lost	3-0	3-1	3-2	2-3	1-3	0-3	Won	Lost	Ratio	Won	Lost	Ratio
1	RUS	15	5	5	0	4	1					15	1	15.000	411	335	1.227
2	CZE	11	5	4	1	2	1	1			1	12	6	2.000	415	366	1.134
3	ROU	9	5	3	2	2	1			2		11	7	1.572	427	403	1.060
4	HKG	5	5	2	3			2	1		2	8	13	0.615	411	464	0.886
5	AUS	4	5	1	4		1		1	1	2	6	13	0.462	420	429	0.979
6	CHI	1	5	0	5				1	1	3	3	15	0.200	335	422	0.794

Pool D																	
Rank	Team	Points	Matches			Results Details						Sets			Points		
			Played	Won	Lost	3-0	3-1	3-2	2-3	1-3	0-3	Won	Lost	Ratio	Won	Lost	Ratio
1	IRI	15	5	5	0	3	2					15	2	7.500	419	317	1.322
2	ARG	12	5	4	1	4				1		13	3	4.333	381	305	1.249
3	SUI	8	5	3	2	1	1	1		1	1	10	9	1.111	447	407	1.098
4	CAN	6	5	2	3	1		1	1		2	8	11	0.727	390	426	0.916
5	CYP	3	5	1	4		1				4	3	13	0.231	297	394	0.754
6	UAE	1	5	0	5				1	2	2	4	15	0.267	367	452	0.812

Legend:					
L	Lost	Pts	Standings points	Ratio	Ratio of points or sets won/lost
Rk	Rank	Tot	Total	W	Won



1st to 8th Place					9th to 16th Place					17th to 22th Place				
<p>JPN 3 POR 0 57 JPN 0 POR 0 ARG 1 67 ARG 2 69 RUS 2 ARG 3 58 RUS 3 RUS 3 BRA 79 81 IRI 1st KOR 13th CZE 1 IRI 3 CZE 0 BRA 3 68 IRI 3 BRA 1 70 IRI 3 BRA 3 60 UKR 0 UKR 3 CZE 1 POR 1 JPN 3 CZE 78 80 JPN 3rd ROU 15th CZE 3 UKR 1 HKG 1</p>					<p>FRA 3 MEX 3 53 FRA 3 MEX 0 MEX 0 63 CAN 3 65 FRA 3 ROU 1 54 CAN 1 ROU 2 SUI 3 HKG 0 55 SUI 3 HKG 1 KOR 3 64 SUI 0 TPE 3 66 KOR 3 56 TPE 1 KOR 0 CAN 3 76 CAN 11th TPE 1</p>					<p>A5 USA 3 UAE 1 61 USA 3 UAE 0 51 AUS 1 AUS 3 CHI 3 71 73 USA 17th B5 LAT 3 62 LAT 0 CYP 3 52 CYP 1 CHI 1 AUS 3 72 AUS 19th CYP 0</p>				
Tue Aug 29	Mon Aug 28	Sun Aug 27	Mon Aug 28	Tue Aug 29	Tue Aug 29	Mon Aug 28	Sun Aug 27	Mon Aug 28	Tue Aug 29	Mon Aug 28	Sun Aug 27	Mon Aug 28	Tue Aug 29	



FINAL STANDINGS [P4] As of 29 AUG 2017

最终排名表

P4

Medal	Rank	Team
Gold	1	IRI - IRAN (ISLAMIC REPUBLIC of)
Silver	2	RUS - RUSSIAN FEDERATION
Bronze	3	JPN - JAPAN
	4	UKR - UKRAINE
	5	BRA - BRAZIL
	6	ARG - ARGENTINA
	7	CZE - CZECH REPUBLIC
	8	POR - PORTUGAL
	9	FRA - FRANCE
	10	SUI - SWITZERLAND
	11	CAN - CANADA
	12	TPE - CHINESE TAIPEI
	13	KOR - REPUBLIC of KOREA
	14	MEX - MEXICO
	15	ROU - ROMANIA
	16	HKG - HONG KONG, CHINA
	17	USA - UNITED STATES of AMERICA
	18	LAT - LATVIA
	19	AUS - AUSTRALIA
	20	CYP - CYPRUS
	21	CHI - CHILE
	22	UAE - UNITED ARAB EMIRATES



TEAM RANKING BY SKILLS [P6] As of 29 AUG 2017

團隊攻守統計數據

P6

Scoring Spike	Rk	Team	Spikes	Faults	Shots	Total Attempts	Eff %
	1	FRA - FRANCE	338	99	242	679	35.20
	2	IRI - IRAN (ISLAMIC REPUBLIC of)	314	96	229	639	34.12
	3	UKR - UKRAINE	292	91	243	626	32.11
	4	TPE - CHINESE TAIPEI	334	119	222	675	31.85
	5	SUI - SWITZERLAND	338	101	308	747	31.73
	6	RUS - RUSSIAN FEDERATION	338	100	327	765	31.11
	7	JPN - JAPAN	372	122	310	804	31.09
	8	AUS - AUSTRALIA	350	116	288	754	31.03
	9	KOR - REPUBLIC of KOREA	336	130	198	664	31.02
	10	BRA - BRAZIL	329	115	262	706	30.31
	11	ARG - ARGENTINA	332	112	306	750	29.33
	12	ROU - ROMANIA	353	130	319	802	27.81
	13	POR - PORTUGAL	284	104	261	649	27.73
	14	CZE - CZECH REPUBLIC	338	126	301	765	27.71
	15	USA - UNITED STATES of AMERICA	271	102	245	618	27.35
	16	MEX - MEXICO	278	123	219	620	25.00
	17	HKG - HONG KONG, CHINA	319	142	353	814	21.74
	18	CHI - CHILE	269	130	284	683	20.35
	19	LAT - LATVIA	210	109	213	532	18.98
	20	CAN - CANADA	293	138	400	831	18.65
	21	CYP - CYPRUS	261	137	355	753	16.47
	22	UAE - UNITED ARAB EMIRATES	238	150	275	663	13.27
Tournament Totals			6787	2592	6160	15539	27.00


Scoring Block	Rk	Team	Kill Blocks	Faults	Rebounds	Total Attempts	Avg By Set
	1	RUS - RUSSIAN FEDERATION	107	147	203	457	3.69
	2	UKR - UKRAINE	79	140	145	364	3.16
	3	BRA - BRAZIL	83	143	205	431	2.96
	4	ROU - ROMANIA	90	120	185	395	2.90
	5	SUI - SWITZERLAND	78	130	203	411	2.60
	6	FRA - FRANCE	66	118	149	333	2.54
	7	CZE - CZECH REPUBLIC	70	147	159	376	2.41
	8	IRI - IRAN (ISLAMIC REPUBLIC of)	65	127	174	366	2.32
	8	ARG - ARGENTINA	65	92	203	360	2.32
	10	CAN - CANADA	71	143	184	398	2.22
	11	LAT - LATVIA	46	108	130	284	2.19
	11	HKG - HONG KONG, CHINA	70	142	192	404	2.19
	13	USA - UNITED STATES of AMERICA	47	111	128	286	2.04
	14	POR - PORTUGAL	50	116	158	324	2.00
	15	MEX - MEXICO	44	102	154	300	1.91
	16	CYP - CYPRUS	50	120	153	323	1.85
	16	KOR - REPUBLIC of KOREA	50	114	123	287	1.85
	18	AUS - AUSTRALIA	53	117	176	346	1.83
	19	UAE - UNITED ARAB EMIRATES	44	104	157	305	1.69
	19	CHI - CHILE	44	126	135	305	1.69
	21	TPE - CHINESE TAIPEI	44	112	145	301	1.63
	22	JPN - JAPAN	44	102	183	329	1.57
Tournament Totals			1360	2681	3644	7685	4.53




TEAM RANKING BY SKILLS [P6] As of 29 AUG 2017

團隊攻守統計數據

P6

Scoring Service	Rk	Team	Aces	Faults	Serve Hits	Total Attempts	Avg By Set
	1	IRI - IRAN (ISLAMIC REPUBLIC of)	47	89	523	659	1.68
	2	RUS - RUSSIAN FEDERATION	44	125	516	685	1.52
	3	FRA - FRANCE	38	119	461	618	1.46
	4	ROU - ROMANIA	45	108	558	711	1.45
	4	CZE - CZECH REPUBLIC	42	96	512	650	1.45
	6	ARG - ARGENTINA	40	95	505	640	1.43
	7	UKR - UKRAINE	32	106	426	564	1.28
	8	KOR - REPUBLIC of KOREA	33	101	488	622	1.22
	8	CAN - CANADA	39	122	512	673	1.22
	10	AUS - AUSTRALIA	35	111	523	669	1.21
	11	SUI - SWITZERLAND	31	137	549	717	1.03
	12	HKG - HONG KONG, CHINA	32	100	525	657	1.00
	12	TPE - CHINESE TAIPEI	27	103	473	603	1.00
	12	POR - PORTUGAL	25	105	408	538	1.00
	15	BRA - BRAZIL	27	75	541	643	0.96
	16	CHI - CHILE	24	62	443	529	0.92
	17	MEX - MEXICO	21	101	393	515	0.91
	18	USA - UNITED STATES of AMERICA	20	100	371	491	0.87
	19	LAT - LATVIA	18	66	368	452	0.86
	20	JPN - JAPAN	21	54	576	651	0.75
	21	CYP - CYPRUS	17	89	444	550	0.63
	22	UAE - UNITED ARAB EMIRATES	13	76	424	513	0.50
Tournament Totals			671	2140	10539	13350	2.24


Non-Scoring Dig	Rk	Team	Digs	Faults	Receptions	Total Attempts	Avg By Set
	1	ROU - ROMANIA	258	225	178	661	8.32
	2	AUS - AUSTRALIA	227	187	198	612	7.83
	3	JPN - JAPAN	211	263	296	770	7.54
	4	HKG - HONG KONG, CHINA	228	244	199	671	7.13
	5	CHI - CHILE	184	169	170	523	7.08
	6	RUS - RUSSIAN FEDERATION	173	195	206	574	5.97
	7	CAN - CANADA	176	178	270	624	5.50
	8	CZE - CZECH REPUBLIC	159	184	247	590	5.48
	9	SUI - SWITZERLAND	161	169	267	597	5.37
	10	TPE - CHINESE TAIPEI	136	227	177	540	5.04
	11	FRA - FRANCE	128	166	228	522	4.92
	12	LAT - LATVIA	102	103	180	385	4.86
	13	MEX - MEXICO	108	142	169	419	4.70
	14	ARG - ARGENTINA	131	179	314	624	4.68
	15	KOR - REPUBLIC of KOREA	125	143	198	466	4.63
	16	IRI - IRAN (ISLAMIC REPUBLIC of)	124	129	229	482	4.43
	17	USA - UNITED STATES of AMERICA	98	136	190	424	4.26
	18	CYP - CYPRUS	114	138	307	559	4.22
	19	POR - PORTUGAL	100	173	218	491	4.00
	20	BRA - BRAZIL	105	227	265	597	3.75
	21	UAE - UNITED ARAB EMIRATES	94	114	277	485	3.62
	22	UKR - UKRAINE	89	151	182	422	3.56
Tournament Totals			3231	3842	4965	12038	10.77




TEAM RANKING BY SKILLS [P6] As of 29 AUG 2017

團隊攻守統計數據

P6

Non-Scoring Set	Rk	Team	Running Sets	Faults	Still Sets	Total Attempts	Avg By Set
	1	JPN - JAPAN	326	7	450	783	11.64
	2	RUS - RUSSIAN FEDERATION	297	2	402	701	10.24
	3	TPE - CHINESE TAIPEI	266	9	366	641	9.85
	4	POR - PORTUGAL	228	9	396	633	9.12
	5	FRA - FRANCE	224	14	423	661	8.62
	6	USA - UNITED STATES of AMERICA	190	8	385	583	8.26
	7	CZE - CZECH REPUBLIC	230	14	492	736	7.93
	8	UKR - UKRAINE	195	9	395	599	7.80
	9	KOR - REPUBLIC of KOREA	209	9	441	659	7.74
	10	ARG - ARGENTINA	204	9	511	724	7.29
	11	BRA - BRAZIL	191	11	492	694	6.82
	12	AUS - AUSTRALIA	192	12	519	723	6.62
	13	ROU - ROMANIA	198	15	567	780	6.39
	14	IRI - IRAN (ISLAMIC REPUBLIC of)	177	12	419	608	6.32
	15	MEX - MEXICO	137	3	420	560	5.96
	16	HKG - HONG KONG, CHINA	189	12	573	774	5.91
	17	SUI - SWITZERLAND	168	11	565	744	5.60
	18	LAT - LATVIA	109	14	401	524	5.19
	19	CAN - CANADA	161	6	626	793	5.03
	20	CHI - CHILE	130	12	532	674	5.00
	21	CYP - CYPRUS	93	13	655	761	3.44
	22	UAE - UNITED ARAB EMIRATES	49	17	640	706	1.88
Tournament Totals			4163	228	10670	15061	13.88

Non-Scoring Reception	Rk	Team	Excellents	Faults	Serve Receptions	Total Attempts	Succ %
	1	CZE - CZECH REPUBLIC	242	22	269	533	45.40
	2	POR - PORTUGAL	218	34	232	484	45.04
	3	KOR - REPUBLIC of KOREA	210	24	248	482	43.57
	4	HKG - HONG KONG, CHINA	267	47	302	616	43.34
	5	JPN - JAPAN	204	23	254	481	42.41
	6	TPE - CHINESE TAIPEI	218	37	260	515	42.33
	7	FRA - FRANCE	204	23	255	482	42.32
	8	RUS - RUSSIAN FEDERATION	219	30	271	520	42.12
	9	ROU - ROMANIA	229	50	301	580	39.48
	10	UKR - UKRAINE	178	19	272	469	37.95
	11	AUS - AUSTRALIA	189	29	311	529	35.73
	12	SUI - SWITZERLAND	185	33	312	530	34.91
	13	ARG - ARGENTINA	163	28	276	467	34.90
	14	BRA - BRAZIL	177	37	315	529	33.46
	15	USA - UNITED STATES of AMERICA	147	29	276	452	32.52
	16	CAN - CANADA	184	26	370	580	31.72
	17	IRI - IRAN (ISLAMIC REPUBLIC of)	127	29	258	414	30.68
	18	MEX - MEXICO	146	30	301	477	30.61
	19	LAT - LATVIA	118	33	268	419	28.16
	20	CHI - CHILE	137	48	319	504	27.18
	21	CYP - CYPRUS	88	33	431	552	15.94
	22	UAE - UNITED ARAB EMIRATES	57	23	434	514	11.09
Tournament Totals			3907	687	6535	11129	35.11

Legend:	Avg	Average	Eff %	Efficiency	Rk	Rank	Succ %	Success %
---------	-----	---------	-------	------------	----	------	--------	-----------



PLAYER RANKING BY SKILLS [P5] As of 29 AUG 2017

個人攻守統計數據

P5

BEST SCORERS

Rk	No.	Name	NUSF	Pos.	Spike	Block	Serve	Total
1	4	HLADIK Martin	CZE	OP	144	20	3	167
2	20	CHAN Alex Chi Wai	HKG	OP	122	17	4	143
3	5	MARTINA Federico	ARG	OP	116	8	7	131
4	11	MATEI Ciprian	ROU	OH	112	11	5	128
5	7	GEORGIOU Gabriel	CYP	OP	112	4	7	123
6	20	HODGES Thomas Eric	AUS	OH	112	5	3	120
7	2	IMAMURA Takahiko	JPN	OH	102	11	6	119
8	11	DOS SANTOS Lailson	BRA	OP	95	12	3	110
9	24	BRAR Irvandeep Singh	CAN	OH	81	15	11	107
10	3	COSTA Marcus	BRA	OH	88	10	8	106
10	11	WU Tsung-Hsuan	TPE	OP	89	9	8	106
12	7	ZAVALA Ignacio	CHI	OP	96	5	4	105
13	3	FUJINAKA Kenya	JPN	OH	97	6	1	104
14	7	BALEAN Rares Ionut	ROU	OP	79	7	14	100
15	6	CARLE Timothee	FRA	OP	81	9	5	95
16	5	GLIVENKO Bogdan	RUS	OP	77	11	6	94
16	10	ULRICH Luca	SUI	OH	83	7	4	94
18	7	LIU Hung-Min	TPE	OH	85	5	2	92
19	5	JOHNSON Miles Kelan	USA	OH	83	5	3	91
20	11	SIU Cheong Hung	HKG	OH	78	9	3	90
21	15	SUSON Silviu Ioan	ROU	OP	70	11	7	88
22	12	MARTINS Lourenco	POR	OP	73	7	7	87
23	13	ROOS Joel Philipp	SUI	OH	66	9	8	83
24	7	AL MARZOOQI Amer	UAE	OP	73	8	1	82
24	5	PLOTNYTSKYI Oleh	UKR	OH	61	11	10	82
26	5	STOCKTON Curtis Jeffrey	AUS	OP	68	5	8	81
27	11	HAN Kukmin	KOR	OH	71	5	4	80
28	18	EHRAT Samuel Damian	SUI	MB	50	21	7	78
29	2	LIU Hong-Jie	TPE	MB	63	8	6	77
30	17	PIROUT POUR Farhad	IRI	OP	64	5	7	76
31	12	BOTIN Anton	RUS	OH	60	11	3	74
32	10	LOUATI Yacine	FRA	OP	61	6	5	72
32	14	HISAHARA Tsubasa	JPN	OH	65	5	2	72
34	7	KARKHANEH Ghasem	IRI	OH	58	8	2	68
35	5	COLEMAN Lucas Robert	CAN	OH	55	6	6	67
35	1	DROZD Maksym	UKR	MB	40	24	3	67
37	7	POSTEMSKY Ivan	ARG	MB	43	19	4	66
37	10	CINNE Vitalijs	LAT	OH	61	4	1	66
37	20	GERBER Leandro Florian	SUI	OP	59	6	1	66
40	10	SHIROODGHORBANI Saeid	IRI	OH	49	5	11	65
40	14	SHCHERBININ Dmitry	RUS	MB	30	31	4	65
42	8	KRAFFER Jiri	CZE	OH	51	10	3	64
42	4	FUKUYAMA Taichi	JPN	MB	48	13	3	64
42	5	RUBIO CAMARGO Jose Luis	MEX	OH	51	9	4	64
42	11	GOMES Jose	POR	OP	48	9	7	64
42	4	LIKHOSHERSTOV Vadim	RUS	MB	41	15	8	64
47	5	FALLAH Mohammad	IRI	MB	36	23	4	63
48	10	SHCHADILOV Leonid	RUS	OH	48	9	5	62
49	9	DE SOUZA SANTOS Anderson	BRA	MB	36	21	4	61
49	5	BUREL Nicolas	FRA	MB	35	17	9	61
Tournament Totals					6787	1360	671	8818




PLAYER RANKING BY SKILLS [P5] As of 29 AUG 2017


個人攻守統計數據

P5


BEST SPIKERS

BEST OF THREE										
Scoring Spike	Rk	No.	Name	NUSF	Pos.	Spikes	Faults	Shots	Total Attempts	Eff %
	1	2	LIU Hong-Jie	TPE	MB	63	9	32	104	51.92
	2	7	BALEAN Rares Ionut	ROU	OP	79	19	44	142	42.25
	3	12	HWANG Kyungmin	KOR	OH	52	11	37	100	41.00
	4	20	HODGES Thomas Eric	AUS	OH	112	27	70	209	40.67
	5	7	CORTEGGIANI Jordan	FRA	OH	55	13	38	106	39.62
	6	4	SHEVCHENKO Oleg	UKR	OH	51	12	37	100	39.00
	7	7	KARKHANEH Ghasem	IRI	OH	58	11	52	121	38.84
	8	13	ROOS Joel Philipp	SUI	OH	66	16	49	131	38.17
	9	17	PIROUT POUR Farhad	IRI	OP	64	19	40	123	36.59
	10	4	HLADIK Martin	CZE	OP	144	42	98	284	35.92
Limit										
15.00%	Tournament Totals					6787	2592	6160	15539	27.00

BEST BLOCKERS

Scoring Block	Rk	No.	Name	NUSF	Pos.	Kill Blocks	Faults	Rebounds	Total Attempts	Avg By Set
	1	14	SHCHERBININ Dmitry	RUS	MB	31	25	49	105	1.07
	2	1	DROZD Maksym	UKR	MB	24	40	35	99	0.96
	3	5	FALLAH Mohammad	IRI	MB	23	24	34	81	0.82
	4	18	OLTEANU Razvan Mihai	ROU	MB	25	23	51	99	0.81
	5	9	DE SOUZA SANTOS Anderson	BRA	MB	21	34	56	111	0.75
	6	18	EHRAT Samuel Damian	SUI	MB	21	20	53	94	0.70
	7	4	HLADIK Martin	CZE	OP	20	27	20	67	0.69
	8	7	POSTEMSKY Ivan	ARG	MB	19	22	50	91	0.68
	9	5	BUREL Nicolas	FRA	MB	17	23	38	78	0.65
	10	1	HENRY Mederic	FRA	MB	16	34	44	94	0.62
Tournament Totals						1360	2681	3644	7685	4.53

BEST SERVERS

Scoring Service	Rk	No.	Name	NUSF	Pos.	Aces	Faults	Serve Hits	Total Attempts	Avg By Set
	1	3	GIRAUDO Matias	ARG	S	15	22	97	134	0.54
	2	7	BALEAN Rares Ionut	ROU	OP	14	23	66	103	0.45
	3	5	PLOTNYTSKYI Oleh	UKR	OH	10	18	90	118	0.40
	4	10	SHIROODGHORBANI Saeid	IRI	OH	11	24	70	105	0.39
	5	14	PATOCKA Vojtech	CZE	MB	11	11	83	105	0.38
	5	17	MACDONALD Steven	AUS	MB	11	13	63	87	0.38
	7	5	BUREL Nicolas	FRA	MB	9	18	64	91	0.35
	8	24	BRAR Irvandeep Singh	CAN	OH	11	24	62	97	0.34
	9	9	LANCMANIS Maris	LAT	OH	7	20	53	80	0.33
	10	11	WU Tsung-Hsuan	TPE	OP	8	21	84	113	0.30
Tournament Totals						671	2140	10539	13350	2.24




PLAYER RANKING BY SKILLS [P5] As of 29 AUG 2017


個人攻守統計數據

P5


BEST DIGGERS

Non-Scoring Dig	Rk	No.	Name	NUSF	Pos.	Digs	Faults	Receptions	Total Attempts	Avg By Set
	1	13	SHISHKIN Vladimir	RUS	L	70	41	42	153	2.41
	2	13	YAMAMOTO Tomohiro	JPN	L	65	47	47	159	2.32
	3	1	ENRIQUES Evan Guy Makai	USA	L	45	32	45	122	1.96
	4	19	HAGENBUCH Etienne	SUI	L	54	37	59	150	1.80
	5	8	LEE Ho Man	HKG	L	57	54	27	138	1.78
	6	2	MORAILA QUINTERO Andres	MEX	L	39	30	41	110	1.70
	7	6	COAT Simon Philip	AUS	L	48	41	28	117	1.66
	8	12	ROSSARD Nicolas	FRA	L	43	39	37	119	1.65
	9	3	KOP Martin	CZE	L	46	55	51	152	1.59
	10	16	CAMUI Paul Cristian	ROU	L	49	46	22	117	1.58
Tournament Totals						3231	3842	4965	12038	10.77

BEST SETTERS

Non-Scoring Set	Rk	No.	Name	NUSF	Pos.	Running Sets	Faults	Still Sets	Total Attempts	Avg By Set
	1	9	YAMAGUCHI Shohei	JPN	S	289	6	359	654	10.32
	2	1	LIN Kuo-Chun	TPE	S	211	7	248	466	7.81
	3	3	ISMAILOV Azizbek	RUS	S	218	1	269	488	7.52
	4	11	SAETA Michael Philip	USA	S	154	3	260	417	6.70
	5	3	NEVOT Thomas Anatole	FRA	S	171	7	309	487	6.58
	6	9	ULC Jakub	CZE	S	167	9	269	445	5.76
	7	15	ARANDA VENTURA Christian	MEX	S	131	2	351	484	5.70
	8	1	BRISBANE Samuel Thomas	AUS	S	163	7	383	553	5.62
	9	3	GIRAUDO Matias	ARG	S	156	7	363	526	5.57
	10	13	DIDENKO Vladyslav	UKR	S	132	6	229	367	5.28
Tournament Totals						4163	228	10670	15061	13.88

BEST RECEIVERS

Non-Scoring Reception	Rk	No.	Name	NUSF	Pos.	Excellents	Faults	Serve Receptions	Total Attempts	Succ %
	1	12	ROSSARD Nicolas	FRA	L	65	5	51	121	53.72
	2	11	SIU Cheong Hung	HKG	OH	105	6	86	197	53.30
	3	7	LIU Hung-Min	TPE	OH	90	14	76	180	50.00
	4	11	JANKU David	CZE	OH	79	6	81	166	47.59
	5	5	LEE Sanguk	KOR	L	69	13	67	149	46.31
	6	5	RUBIO CAMARGO Jose Luis	MEX	OH	62	4	68	134	46.27
	7	8	KRAFFER Jiri	CZE	OH	73	9	80	162	45.06
	8	9	KIM Jeongho	KOR	OP	88	5	104	197	44.67
	9	9	MOAZZEN Mohammadreza	IRI	L	55	9	61	125	44.00
	10	11	GOMES Jose	POR	OP	68	7	80	155	43.87
Limit 25.00%	Tournament Totals					3907	687	6535	11129	35.11

Note:

Best scorers - 50 players are listed, except where ties would extend the list beyond 50 in which case the tied players are not listed.
Skills - 10 players are listed per skill, except where ties would extend the list beyond 10 in which case the tied players are not listed.

Legend:

Avg	Average	Eff %	Efficiency	L	Libero	MB	Middle Blocker Player
OH	Outside Hitter	OP	Opposite Player	Rk	Rank	S	Setter Player
Succ %	Success %						



MEDALLISTS

獎牌得主

GOLD	SILVER	BRONZE
------	--------	--------

IRI - Islamic Republic of Iran

- 4 VALAEI Akbar (OH)
- 5 FALLAH Mohammad (MB)
- 6 MOHAMMADFATHALI Amirali (MB)
- 7 KARKHANEH Ghasem (OH)
- 9 MOAZZEN Mohammadreza (L)
- 10 SHIROODGHORBANI Saeid (OH)
- 12 RANJBAR Armin (OP)
- 14 HEIDARI SHAHI Behzad (S)
- 16 YOUSEFPOOR Ali (MB)
- 17 PIROUT POUR Farhad (OP)
- 18 VADI Mohammadtaher (S)
- 19 BARSHAN Hadi (MB)

RUS - Russian Federation

- 2 BANNOV Evgenii (OP)
- 3 ISMAILOV Azizbek (S)
- 4 LIKHOSHERSTOV Vadim (MB)
- 5 GLIVENKO Bogdan (OP)
- 8 EMELIANOV Dmitrii (S)
- 10 SHCHADILOV Leonid (OH)
- 12 BOTIN Anton (OH)
- 13 SHISHKIN Vladimir (L)
- 14 SHCHERBININ Dmitry (MB)
- 15 PLUZHNIKOV Alexey (MB)
- 16 BOLDYREV Alexander (OH)
- 18 NIKITIN Sergei (OH)

JPN - Japan

- 1 TAKANO Naoya (OH)
- 2 IMAMURA Takahiko (OH)
- 3 FUJINAKA Kenya (OH)
- 4 FUKUYAMA Taichi (MB)
- 9 YAMAGUCHI Shohei (S)
- 11 KODAMA Yasunari (MB)
- 13 YAMAMOTO Tomohiro (L)
- 14 HISAHARA Tsubasa (OH)
- 15 HATA Kosuke (OH)
- 18 SAKAI Keisuke (S)
- 19 OGIHARA Yutaka (OH)
- 20 WATANABE Yuma (MB)


TEAM ROSTER As of 18 AUG 2017

隊伍名冊

ARG - ARGENTINA

No.	Name	Shirt Name	Pos.	Height m / ft in	Weight kg / lbs	Highest Reach		Date of Birth
						Spike cm	Block cm	
1	VILDOSOLA Mariano	VILDOSOLA	OH	1,92/6'4"	80/176	335	325	30 JAN 1991
2	GOMEZ Nicolas	GOMEZ	OP	1,95/6'5"	93/205	340	330	24 APR 1990
3	GIRAUDO Matias	GIRAUDO	S	2,02/6'8"	90/198	344	333	13 MAR 1998
4	BENITEZ Ramiro	BENITEZ	MB	2,04/6'8"	97/214	342	334	18 JUL 1992
5	MARTINA Federico	MARTINA	OP	1,99/6'6"	100/220	350	330	2 NOV 1992
6	IMHOFF Facundo (C)	IMHOFF	MB	2,02/6'8"	90/198	343	325	25 JAN 1989
7	POSTEMSKY Ivan	POSTEMSKY	MB	2,02/6'8"	96/212	340	329	6 JUN 1992
8	ROBERTS Ignacio	ROBERTS	S	1,82/6'0"	77/170	320	300	28 MAY 1997
9	VINTI Bruno Pablo	VINTI	OH	1,89/6'2"	79/174	339	329	18 JUN 1991
10	VILLARRUEL Juan	VILLARRUEL	OH	1,88/6'2"	80/176	345	330	30 JUL 1990
11	MASSIMINO Luciano	MASSIMINO	L	1,79/5'10"	75/165	315	300	4 JAN 1991
12	JAIME Maximiliano	JAIME	OH	1,85/6'1"	78/172	340	328	12 MAR 1993
Team Minimum		1,79/5'10"	75/165	315	300	19		
Team Average		1,93/6'4"	86/190	337	324	24		
Team Maximum		2,04/6'8"	100/220	350	334	28		

Uniform colours	Shirt	Shorts
Main	White	White
2nd	Blue	Blue

Technical Staff:

Team Manager	SIMARO Esteban
Head Coach	KANTOR Waldo
Assistant Coach	BARREIRO Rodolfo
Doctor	
Therapist/Trainer	LONCAR Martin

Legend:

C	Team Captain	Int	Other International Competitions	L	Libero
MB	Middle Blocker Player	OG	Olympic Games	OH	Outside Hitter
OP	Opposite Player	S	Setter Player	Tot	Total
WCH	World Championships				


TEAM ROSTER As of 18 AUG 2017

隊伍名冊

AUS - AUSTRALIA

No.	Name	Shirt Name	Pos.	Height m / ft in	Weight kg / lbs	Highest Reach		Date of Birth
						Spike cm	Block cm	
1	BRISBANE Samuel Thomas	BRISBANE	S	1,88/6'2"	78/172	336	331	15 SEP 1993
2	MURCH Malachi Patrick	MURCH	OH	1,93/6'4"	90/198	342	331	4 JAN 1995
3	VILES Elliott Paul	VILES	OH	1,93/6'4"	73/161	360	340	1 MAY 1997
5	STOCKTON Curtis Jeffrey	STOCKTON	OP	2,01/6'7"	95/209	347	339	22 APR 1993
6	COAT Simon Philip	COAT	L	1,93/6'4"	90/198	333	326	25 APR 1997
7	TAYLOR Tim Robert	TAYLOR	OH	1,95/6'5"	87/192	345	337	13 FEB 1995
8	BUTLER Nicholas Edward	BUTLER	S	1,97/6'6"	90/198	341	328	27 JUN 1997
9	AUBREY Matthew James	AUBREY	OP	2,06/6'9"	90/198	346	332	18 AUG 1997
10	ALVES Samuel Joseph	ALVES	MB	2,03/6'8"	93/205	351	343	4 JAN 1993
11	KEHL Lewis Daniel	KEHL	MB	2,05/6'9"	80/176	343	330	5 MAR 1999
17	MACDONALD Steven	MACDONALD	MB	2,05/6'9"	84/185	351	338	26 JUN 1997
20	HODGES Thomas Eric (C)	HODGES	OH	1,97/6'6"	95/209	350	338	4 JUL 1994
Team Minimum		1,88/6'2"	73/161	333	326	18		
Team Average		1,98/6'6"	87/192	345	334	21		
Team Maximum		2,06/6'9"	95/209	360	343	24		

Uniform colours	Shirt	Shorts
Main	Yellow	Green
2nd	Green	Green
3rd	White	Green

Technical Staff:
Team Manager
Head Coach SKETCHER Liam James

Assistant Coach GARLICK Brendan Alan

Doctor
Therapist/Trainer
Legend:

C	Team Captain	Int	Other International Competitions	L	Libero
MB	Middle Blocker Player	OG	Olympic Games	OH	Outside Hitter
OP	Opposite Player	S	Setter Player	Tot	Total
WCH	World Championships				


TEAM ROSTER As of 18 AUG 2017

隊伍名冊

BRA - BRAZIL

No.	Name	Shirt Name	Pos.	Height m / ft in	Weight kg /lbs	Highest Reach		Date of Birth
						Spike cm	Block cm	
1	LAMOUNIER Paulo		S	1,83/6'0"	75/165	320	308	1 SEP 1993
2	CIENINGA Fernando		S	1,85/6'1"	83/183	321	307	3 JUL 1993
3	COSTA Marcus		OH	1,87/6'2"	85/187	340	325	27 FEB 1990
4	GONCALVES JUNIOR Mario		OH	1,90/6'3"	80/176	340	324	18 FEB 1991
5	DE LIMA Lucas Gil (C)		MB	2,00/6'7"	90/198	339	325	18 AUG 1989
6	DA COSTA JUNIOR Jerson		OH	1,96/6'5"	85/187	329	320	19 NOV 1993
7	ZAYEK Arthur		OH	1,92/6'4"	87/192	330	317	11 DEC 1989
8	RUBBO Bruno		MB	2,00/6'7"	97/214	340	322	24 SEP 1993
9	DE SOUZA SANTOS Anderson		MB	2,04/6'8"	100/220	326	320	31 MAY 1994
10	NETO Aboubacar		OP	2,04/6'8"	90/198	345	330	16 FEB 1994
11	DOS SANTOS Lailson		OP	1,97/6'6"	83/183	344	331	15 JAN 1989
12	DE ARAUJO Klebson		L	1,85/6'1"	80/176	310	295	19 FEB 1989
Team Minimum		1,83/6'0"	75/165	310	295	23		
Team Average		1,93/6'4"	86/190	332	318	25		
Team Maximum		2,04/6'8"	100/220	345	331	28		

Uniform colours	Shirt	Shorts
Main	Blue	Blue
2nd	Yellow	Yellow

Technical Staff:
Team Manager
Head Coach THIESSEN Flavio Luiz

Assistant Coach FEITOSA Lourival, MACHADO Hitalo

Doctor
Therapist/Trainer MELO Aristides

Legend:

C	Team Captain	Int	Other International Competitions	L	Libero
MB	Middle Blocker Player	OG	Olympic Games	OH	Outside Hitter
OP	Opposite Player	S	Setter Player	Tot	Total
WCH	World Championships				


TEAM ROSTER As of 18 AUG 2017

隊伍名冊

CAN - CANADA

No.	Name	Shirt Name	Pos.	Height m / ft in	Weight kg / lbs	Highest Reach		Date of Birth
						Spike cm	Block cm	
1	CHANCY Gabriel (C)	CHANCY	S	1,87/6'2"	80/176	335	315	19 OCT 1995
2	LETHBRIDGE Sebastian Alexa	LETHBRIDGE	S	1,89/6'2"	94/207	321	303	21 FEB 1997
3	DAVIES Jeremy Alexande	DAVIES	L	1,72/5'8"	72/159	308	295	1 MAY 1994
5	COLEMAN Lucas Robert	COLEMAN	OH	1,90/6'3"	90/198	345	320	14 JAN 1995
6	JOHNSON Pierce Shepherd	JOHNSON	OH	1,94/6'4"	93/205	347	320	11 JUL 1998
7	WOOD Steven James	WOOD	MB	2,03/6'8"	91/201	353	324	5 JAN 1996
8	TAYLOR Warren Kingston	TAYLOR	MB	2,00/6'7"	95/209	352	324	2 MAR 1995
9	MOATE Johnathan James	MOATE	MB	2,00/6'7"	93/205	356	339	3 OCT 1996
10	METCALF Mason Bryn	METCALF	MB	1,98/6'6"	88/194	346	337	9 AUG 1997
11	BRANCH Cameron Bradley	BRANCH	OP	1,97/6'6"	104/229	348	320	27 DEC 1994
12	VEYRON-TRUDEL Godefroy	VEYRON-TRUDEL	OP	1,95/6'5"	91/201	352	324	17 NOV 1992
24	BRAR Irvandeep Singh	BRAR	OH	1,84/6'0"	80/176	344	314	24 APR 1995
Team Minimum		1,72/5'8"	72/159	308	295	19		
Team Average		1,92/6'4"	89/197	342	319	21		
Team Maximum		2,03/6'8"	104/229	356	339	24		

Uniform colours	Shirt	Shorts
Main	Red	Red
2nd	Black	Black

Technical Staff:
Team Manager
Head Coach GRAVELLE James

Assistant Coach YUNG Shek Yu, ALEXANDER William

Doctor
Therapist/Trainer DEONARAINA Melissa

Legend:

C	Team Captain	Int	Other International Competitions	L	Libero
MB	Middle Blocker Player	OG	Olympic Games	OH	Outside Hitter
OP	Opposite Player	S	Setter Player	Tot	Total
WCH	World Championships				


TEAM ROSTER As of 18 AUG 2017

隊伍名冊

CHI - CHILE

No.	Name	Shirt Name	Pos.	Height m / ft in	Weight kg / lbs	Highest Reach		Date of Birth
						Spike cm	Block cm	
1	SCHILLING Jan	SCHILLING	MB	1,91/6'3"	88/194	331	311	3 AUG 1994
2	ROMERO Ignacio	ROMERO	S	1,80/5'11"	77/170	309	299	9 MAY 1996
3	SOLAR Carlos	SOLAR	MB	1,92/6'4"	90/198	341	316	14 JAN 1997
4	CASTILLO Felipe	CASTILLO	S	1,78/5'10"	73/161	308	299	15 JAN 1992
5	SOTO Sebastian	SOTO	L	1,79/5'10"	91/201	305	295	9 NOV 1998
7	ZAVALA Ignacio	ZAVALA	OP	1,96/6'5"	85/187	343	321	23 JUN 1995
8	CANAS Fernando	CANAS	OH	1,91/6'3"	85/187	321	305	18 MAR 1997
9	PULGAR Rodrigo (C)	PULGAR	OH	1,85/6'1"	92/203	331	315	10 AUG 1993
10	MELGAREJO Bastian	MELGAREJO	L	1,78/5'10"	82/181	305	296	4 JAN 1992
11	ALBORNOZ Rafael	ALBORNOZ	OH	1,91/6'3"	80/176	355	318	12 NOV 1996
12	REBOLLEDO Diego	REBOLLEDO	OH	1,83/6'0"	91/201	329	316	8 AUG 1989
14	CONCHA Marcelo	CONCHA	MB	1,80/5'11"	91/201	345	315	30 MAY 1995
Team Minimum		1,78/5'10"	73/161	305	295	18		
Team Average		1,85/6'1"	85/188	326	308	22		
Team Maximum		1,96/6'5"	92/203	355	321	28		

Uniform colours	Shirt	Shorts
Main	Red	Red
2nd	White	Blue

Technical Staff:

Team Manager	SERRANO Claudio
Head Coach	HERNANDEZ Cristian
Assistant Coach	ORELLANA Julio
Doctor	
Therapist/Trainer	

Legend:

C	Team Captain	Int	Other International Competitions	L	Libero
MB	Middle Blocker Player	OG	Olympic Games	OH	Outside Hitter
OP	Opposite Player	S	Setter Player	Tot	Total
WCH	World Championships				


TEAM ROSTER As of 18 AUG 2017

隊伍名冊

CYP - CYPRUS

No.	Name	Shirt Name	Pos.	Height m / ft in	Weight kg / lbs	Highest Reach		Date of Birth
						Spike cm	Block cm	
1	ANASTASSIADES Alexander	ANASTASSIADES	OP	2,08/6'10"	97/214	250	240	31 DEC 1999
2	ANASTASSIADES James	ANASTASSIADES	OH	2,01/6'7"	100/220	240	230	1 NOV 1997
3	PANAGIOTIDIS Avgoustinos	PANAGIOTIDIS	MB	1,94/6'4"	95/209	335	325	19 JUN 1992
5	CHRYSTOSTOMOU Andreas	CHRYSTOSTOMOU	S	1,82/6'0"	85/187	310	300	10 JUL 1992
7	GEORGIU Gabriel (C)	GEORGIU	OP	1,90/6'3"	88/194	337	328	23 JAN 1989
8	ZIKAKIS Giorgos	ZIKAKIS	MB	1,93/6'4"	80/176	337	325	30 MAR 1992
9	PRODROMOU Christos	PRODROMOU	MB	1,93/6'4"	72/159	350	340	26 OCT 1995
10	SPYROU Andreas	SPYROU	S	1,87/6'2"	75/165	330	315	25 JAN 1994
11	KALAFATIS Kostas	KALAFATIS	OH	1,84/6'0"	82/181	320	305	6 SEP 1994
12	CHARALAMBIDES Nikolas	CHARALAMBIDES	L	1,80/5'11"	82/181	315	295	26 NOV 1993
15	SAVVIDIS Avgoustinos	SAVVIDIS	OH	1,88/6'2"	78/172	330	305	7 APR 1992
16	POCHANIS Dimitrios	POCHANIS	OH	1,96/6'5"	84/185	342	328	28 JUL 1997
Team Minimum		1,80/5'11"	72/159	240	230	17		
Team Average		1,91/6'3"	84/187	316	303	22		
Team Maximum		2,08/6'10"	100/220	350	340	28		

Uniform colours	Shirt	Shorts
Main	White	Blue
2nd	Blue	Blue
3rd	Yellow	Blue

Technical Staff:
Team Manager POLYKARPOU Polykarpos

Head Coach KOUTOULEAS Evangelos

Assistant Coach
Doctor
Therapist/Trainer KTORI Ioannis

Legend:

C	Team Captain	Int	Other International Competitions	L	Libero
MB	Middle Blocker Player	OG	Olympic Games	OH	Outside Hitter
OP	Opposite Player	S	Setter Player	Tot	Total
WCH	World Championships				


TEAM ROSTER As of 18 AUG 2017

隊伍名冊

CZE - CZECH REPUBLIC

No.	Name	Shirt Name	Pos.	Height m / ft in	Weight kg / lbs	Highest Reach		Date of Birth
						Spike cm	Block cm	
1	TRUONG Duc Luan	TRUONG	S	1,75/5'9"	65/143	310	310	27 MAY 1995
2	TIBITANZL Martin	TIBITANZL	MB	1,99/6'6"	94/207	340	340	30 MAY 1996
3	KOP Martin	KOP	L	1,90/6'3"	80/176	310	310	29 DEC 1997
4	HLADIK Martin	HLADIK	OP	1,95/6'5"	95/209	330	330	29 SEP 1996
5	MOTYCKA Jakub	MOTYCKA	OH	1,92/6'4"	83/183	320	320	26 MAY 1996
7	SULC Marek	SULC	OH	1,90/6'3"	88/194	330	330	15 FEB 1998
8	KRAFFER Jiri	KRAFFER	OH	1,92/6'4"	87/192	340	340	6 JUN 1996
9	ULC Jakub (C)	ULC	S	1,96/6'5"	86/190	340	340	1 OCT 1992
10	RIMAL Daniel	RIMAL	OP	1,88/6'2"	76/168	341	331	11 OCT 1996
11	JANKU David	JANKU	OH	1,93/6'4"	92/203	320	320	16 JUN 1995
12	PRAZAK Jan	PRAZAK	MB	1,98/6'6"	96/212	340	340	12 MAY 1995
14	PATOCKA Vojtech	PATOCKA	MB	1,98/6'6"	93/205	340	340	2 MAR 1993
Team Minimum		1,75/5'9"	65/143	310	310	19		
Team Average		1,92/6'4"	86/190	330	329	21		
Team Maximum		1,99/6'6"	96/212	341	340	24		

Uniform colours	Shirt	Shorts
Main	Red	Blue
2nd	Blue	Red
3rd	White	Blue

Technical Staff:
Team Manager
Head Coach VASINA Lubomir

Assistant Coach MELICHAREK Zdenek, SLAVIK Milan

Doctor
Therapist/Trainer
Legend:

C	Team Captain	Int	Other International Competitions	L	Libero
MB	Middle Blocker Player	OG	Olympic Games	OH	Outside Hitter
OP	Opposite Player	S	Setter Player	Tot	Total
WCH	World Championships				


TEAM ROSTER As of 18 AUG 2017

隊伍名冊

FRA - FRANCE

No.	Name	Shirt Name	Pos.	Height m / ft in	Weight kg / lbs	Highest Reach		Date of Birth
						Spike cm	Block cm	
1	HENRY Mederic	HENRY	MB	2,12/6'11"	112/247		212	20 JUN 1995
2	VANDOOREN Vianney	VANDOOREN	MB	2,00/6'7"	85/187			14 FEB 1995
3	NEVOT Thomas Anatole	NEVOT	S	1,94/6'4"	88/194			30 APR 1995
4	TRUHTCHEV Axel	TRUHTCHEV	OP	1,96/6'5"	94/207			29 APR 1995
5	BUREL Nicolas (C)	BUREL	MB	2,00/6'7"	92/203			7 SEP 1991
6	CARLE Timothee	CARLE	OP	1,97/6'6"	88/194			30 NOV 1995
7	CORTEGGIANI Jordan	CORTEGGIANI	OH					7 MAY 1991
8	CAPET Maxime	CAPET	OH	2,01/6'7"	81/179			24 OCT 1997
9	MEYER Leo	MEYER	S	1,97/6'6"	84/185			25 JAN 1997
10	LOUATI Yacine	LOUATI	OP	1,98/6'6"	95/209			4 MAR 1992
11	BASIC Luka	BASIC	OP	2,00/6'7"	83/183			29 JAN 1995
12	ROSSARD Nicolas	ROSSARD	L	1,83/6'0"	64/141	315	305	23 MAY 1990
Team Minimum		1,83/6'0"	64/141	315	212	19		
Team Average		1,98/6'6"	87/194	315	258	22		
Team Maximum		2,12/6'11"	112/247	315	305	27		

Uniform colours	Shirt	Shorts
Main	Blue	Blue
2nd	White	Blue

Technical Staff:
Team Manager KESSELER EP. AKILIAN M.

Head Coach FRANCASTEL Marc

Assistant Coach ROLAND Dominique

Doctor
Therapist/Trainer
Legend:

C	Team Captain	Int	Other International Competitions	L	Libero
MB	Middle Blocker Player	OG	Olympic Games	OH	Outside Hitter
OP	Opposite Player	S	Setter Player	Tot	Total
WCH	World Championships				


TEAM ROSTER As of 18 AUG 2017

隊伍名冊

HKG - HONG KONG, CHINA

No.	Name	Shirt Name	Pos.	Height m / ft in	Weight kg / lbs	Highest Reach		Date of Birth
						Spike cm	Block cm	
1	WONG Wing Chun	W.C.WONG	MB	1,95/6'5"	86/190	330	325	4 SEP 1994
2	LAM Chun Kit	C.K.LAM	OH	1,85/6'1"	83/183	320	310	8 JUN 1995
4	WU Lok Kan	L.K.WU	OP	1,95/6'5"	86/190	343	320	22 JAN 1994
8	LEE Ho Man	H.M.LEE	L	1,79/5'10"	70/154	305	290	11 JUN 1995
9	CHUNG Wai Sze	W.S.CHUNG	S	1,86/6'1"	78/172	320	315	4 SEP 1991
10	KWOK Yin Chun	Y.C.KWOK	OH	1,80/5'11"	72/159	315	305	24 MAY 1995
11	SIU Cheong Hung (C)	C.H.SIU	OH	1,91/6'3"	88/194	310	300	26 JAN 1993
12	TAI Kam Fung	K.F.TAI	S	1,85/6'1"	72/159	310	305	13 SEP 1994
14	LEE Chun Yu	C.Y.LEE	MB	1,90/6'3"	72/159	337	315	26 APR 1995
18	YAU Tze Ching	T.C.YAU	MB	1,92/6'4"	78/172	330	315	19 JUN 1994
19	MAN Chun Hin	C.H.MAN	OH	1,80/5'11"	69/152	323	313	24 OCT 1995
20	CHAN Alex Chi Wai	C.W.CHAN	OP	1,95/6'5"	89/196	325	320	18 APR 1993
Team Minimum		1,79/5'10"	69/152	305	290	21		
Team Average		1,87/6'2"	78/173	322	311	22		
Team Maximum		1,95/6'5"	89/196	343	325	25		

Uniform colours	Shirt	Shorts
Main	White	Blue
2nd	Red	Black
3rd	Blue	Black

Technical Staff:
Team Manager
Head Coach MAK Tsz Shun

Assistant Coach WONG On Tung

Doctor
Therapist/Trainer CHAN Kwai Wing

Legend:

C	Team Captain	Int	Other International Competitions	L	Libero
MB	Middle Blocker Player	OG	Olympic Games	OH	Outside Hitter
OP	Opposite Player	S	Setter Player	Tot	Total
WCH	World Championships				


TEAM ROSTER As of 18 AUG 2017

隊伍名冊

IRI - IRAN (ISLAMIC REPUBLIC of)

No.	Name	Shirt Name	Pos.	Height m / ft in	Weight kg / lbs	Highest Reach		Date of Birth
						Spike cm	Block cm	
4	VALAEI Akbar	VALAEI	OH	1,89/6'2"	82/181	360	340	2 SEP 1997
5	FALLAH Mohammad	FALLAH	MB	2,01/6'7"	96/212	350	335	3 MAR 1993
6	MOHAMMADFATHALI Amirali	MOHAMMADFATHALI	MB	2,04/6'8"	95/209	350	340	18 OCT 1993
7	KARKHANEH Ghasem	KARKHANEH	OH	1,94/6'4"	84/185	340	330	22 AUG 1994
9	MOAZZEN Mohammadreza	MOAZZEN	L	1,77/5'10"	74/163	250	245	20 SEP 1991
10	SHIROODGHORBANI Saeid	SHIROODGHORBANI	OH	1,95/6'5"	92/203	360	350	24 MAR 1991
12	RANJBAR Armin	RANJBAR	OP	1,95/6'5"	94/207	340	325	10 NOV 1994
14	HEIDARI SHAHI Behzad	HEIDARI SHAHI	S	1,90/6'3"	88/194	340	320	6 AUG 1991
16	YOUSEFPOOR Ali	YOUSEFPOOR	MB	2,07/6'9"	100/220	350	340	20 APR 1997
17	PIROUT POUR Farhad	PIROUT POUR	OP	1,98/6'6"	94/207	358	337	21 FEB 1991
18	VADI Mohammadtaher (C)	VADI	S	1,93/6'4"	84/185	310	290	10 OCT 1989
19	BARSHAN Hadi	BARSHAN	MB	2,10/6'11"	100/220	360	340	10 APR 1993
Team Minimum		1,77/5'10"	74/163	250	245	19		
Team Average		1,96/6'5"	90/199	339	324	23		
Team Maximum		2,10/6'11"	100/220	360	350	27		

Uniform colours	Shirt	Shorts
Main	Blue	Blue
2nd	Red	Red
3rd	White	White

Technical Staff:

Team Manager	NASIRZADEH Abdolmahdi
Head Coach	ARMAT Masoud
Assistant Coach	MONAZAMI Amirhossein
Doctor	
Therapist/Trainer	YARGHOLI Hamidreza

Legend:

C	Team Captain	Int	Other International Competitions	L	Libero
MB	Middle Blocker Player	OG	Olympic Games	OH	Outside Hitter
OP	Opposite Player	S	Setter Player	Tot	Total
WCH	World Championships				


TEAM ROSTER As of 23 AUG 2017

隊伍名冊

JPN - JAPAN

No.	Name	Shirt Name	Pos.	Height m / ft in	Weight kg / lbs	Highest Reach		Date of Birth
						Spike cm	Block cm	
1	TAKANO Naoya	TAKANO	OH	1,90/6'3"	74/163	340	325	30 APR 1993
2	IMAMURA Takahiko	IMAMURA	OH	1,93/6'4"	92/203	340	320	20 MAY 1993
3	FUJINAKA Kenya	FUJINAKA	OH	1,90/6'3"	85/187	335	320	25 JUL 1993
4	FUKUYAMA Taichi (C)	FUKUYAMA	MB	1,91/6'3"	70/154	335	320	20 DEC 1993
9	YAMAGUCHI Shohei	YAMAGUCHI	S	1,74/5'9"	66/146	317	305	21 JUL 1994
11	KODAMA Yasunari	KODAMA	MB	1,95/6'5"	89/196	340	320	24 JUL 1994
13	YAMAMOTO Tomohiro	YAMAMOTO	L	1,70/5'7"	60/132	300	285	5 NOV 1994
14	HISAHARA Tsubasa	HISAHARA	OH	1,88/6'2"	77/170	342	325	18 MAR 1995
15	HATA Kosuke	HATA	OH	1,91/6'3"	83/183	335	320	15 JUL 1995
18	SAKAI Keisuke	SAKAI	S	1,86/6'1"	70/154	325	310	25 AUG 1996
19	OGIHARA Yutaka	OGIHARA	OH	1,87/6'2"	73/161	340	320	1 AUG 1995
20	WATANABE Yuma	WATANABE	MB	1,93/6'4"	86/190	343	320	19 JUL 1994
Team Minimum		1,70/5'7"	60/132	300	285	20		
Team Average		1,87/6'2"	77/170	332	315	22		
Team Maximum		1,95/6'5"	92/203	343	325	24		

Uniform colours	Shirt	Shorts
Main	Red	Red
2nd	Black	Black
3rd	White	Red

Technical Staff:

Team Manager	NAKANISHI Yasumi
Head Coach	MATSUI Taiji
Assistant Coach	MATSUNAGA Rio, AKIYAMA Nakaba
Doctor	MUKOYAMA Shunsuke
Therapist/Trainer	MURAMOTO Yuki

Legend:					
C	Team Captain	Int	Other International Competitions	L	Libero
MB	Middle Blocker Player	OG	Olympic Games	OH	Outside Hitter
S	Setter Player	Tot	Total	WCH	World Championships


TEAM ROSTER As of 18 AUG 2017

隊伍名冊

KOR - REPUBLIC of KOREA

No.	Name	Shirt Name	Pos.	Height m / ft in	Weight kg / lbs	Highest Reach		Date of Birth
						Spike cm	Block cm	
1	CHA Youngseok (C)	CHA YOUNGSEOK	MB	1,93/6'4"	82/181	340	300	17 APR 1994
2	LEE Hogeon	LEE HOGEON	S	1,87/6'2"	77/170	314	299	8 DEC 1996
3	KIM Hyeongjin	KIM HYEONGJIN	S	1,88/6'2"	77/170	325	305	10 MAR 1995
4	HAM Hyeongjin	HAM HYEONGJIN	OH	1,88/6'2"	77/170	300	285	25 JUN 1995
5	LEE Sanguk	LEE SANGUK	L	1,83/6'0"	78/172	290	280	8 JUL 1995
6	CHA Jihwan	CHA JIHWAN	OH	2,01/6'7"	83/183	315	300	9 MAY 1996
7	JEON Jinseon	JEON JINSEON	MB	1,99/6'6"	88/194	320	300	11 SEP 1996
8	JEONG Seonghwan	JEONG SEONGHWAN	MB	1,96/6'5"	85/187	320	300	23 FEB 1996
9	KIM Jeongho	KIM JEONGHO	OP	1,87/6'2"	80/176	300	285	1 MAR 1997
10	KIM Inhyeok	KIM INHYEOK	OP	1,91/6'3"	83/183	310	290	14 JUL 1995
11	HAN Kukmin	HAN KUKMIN	OH	1,94/6'4"	78/172	300	290	29 DEC 1997
12	HWANG Kyungmin	HWANG KYUNGMIN	OH	1,94/6'4"	83/183	325	310	10 APR 1996
Team Minimum		1,83/6'0"	77/170	290	280	19		
Team Average		1,91/6'3"	80/178	313	295	21		
Team Maximum		2,01/6'7"	88/194	340	310	23		

Uniform colours	Shirt	Shorts
Main	White	Blue
2nd	Red	Blue
3rd	Blue	Blue

Technical Staff:
Team Manager
Head Coach PARK Jong Chan

Assistant Coach PARK Woo Chul

Doctor
Therapist/Trainer JEON Yongseong

Legend:

C	Team Captain	Int	Other International Competitions	L	Libero
MB	Middle Blocker Player	OG	Olympic Games	OH	Outside Hitter
OP	Opposite Player	S	Setter Player	Tot	Total
WCH	World Championships				


TEAM ROSTER As of 18 AUG 2017

隊伍名冊

LAT - LATVIA

No.	Name	Shirt Name	Pos.	Height m / ft in	Weight kg / lbs	Highest Reach		Date of Birth
						Spike cm	Block cm	
4	ZADOVSKIS Andris	ZADOVSKIS	OP	1,94/6'4"	83/183	325	315	2 AUG 1993
5	MUIZNIEKS Janis	MUIZNIEKS	OP	1,96/6'5"	97/214	325	312	1 FEB 1996
6	CIMOSKA Andis	CIMOSKA	MB	2,00/6'7"	94/207	335	320	10 JUL 1991
7	SAMUILOVS Aleksandrs (C)	SAMUILOVS	OP	2,00/6'7"	95/209	335	325	26 AUG 1989
8	LININS Raimonds	LININS	S	1,89/6'2"	75/165	325	310	1 FEB 1996
9	LANCMANIS Maris	LANCMANIS	OH	1,94/6'4"	87/192	330	320	19 FEB 1995
10	CINNE Vitalijs	CINNE	OH	1,91/6'3"	99/218	325	315	2 AUG 1989
11	IGAUNIS Edgars	IGAUNIS	OH	1,91/6'3"	94/207	325	315	16 APR 1989
14	KRAUZE Karlis	KRAUZE	L	1,75/5'9"	80/176	315	305	6 AUG 1992
15	LANKA Peteris	LANKA	MB	1,91/6'3"	92/203	330	315	17 JUL 1996
16	NAZAROVVS Antons	NAZAROVVS	MB	1,99/6'6"	85/187	335	320	31 AUG 1996
17	VISOCKIS Vladimirs	VISOCKIS	S	1,98/6'6"	90/198	335	320	17 JUN 1994
Team Minimum		1,75/5'9"	75/165	315	305	20		
Team Average		1,93/6'4"	89/197	328	316	23		
Team Maximum		2,00/6'7"	99/218	335	325	28		

Uniform colours	Shirt	Shorts
Main	Red	Red
2nd	White	Red

Technical Staff:
Team Manager VITKOVSKIS Arturs

Head Coach VILDE Raimonds

Assistant Coach CIRULIS Ainars

Doctor
Therapist/Trainer
Legend:

C	Team Captain	Int	Other International Competitions	L	Libero
MB	Middle Blocker Player	OG	Olympic Games	OH	Outside Hitter
OP	Opposite Player	S	Setter Player	Tot	Total
WCH	World Championships				


TEAM ROSTER As of 18 AUG 2017

隊伍名冊

MEX - MEXICO

No.	Name	Shirt Name	Pos.	Height m / ft in	Weight kg / lbs	Highest Reach		Date of Birth
						Spike cm	Block cm	
1	RINCON VEGA Roberto	RINCON	OP	1,96/6'5"	85/187	280	272	19 APR 1993
2	MORAILA QUINTERO Andres	MORAILA	L	1,87/6'2"	83/183	268	260	7 NOV 1996
3	MARTINEZ REBOLLAR Manuel	MARTINEZ	MB	2,01/6'7"	100/220	289	285	23 JAN 1993
5	RUBIO CAMARGO Jose Luis	RUBIO	OH	1,93/6'4"	92/203	290	284	17 OCT 1996
7	BURGOS CANO Hector	BURGOS	MB	1,97/6'6"	102/225	285	280	21 JUN 1992
9	SANDOVAL SANTOS Steven	SANDOVAL	S	1,83/6'0"	75/165	270	275	5 DEC 1994
10	MORENO Alejandro	MORENO	OH	1,91/6'3"	80/176	287	278	16 SEP 1994
12	FUENTES RASCON Mauro	FUENTES	OP	1,91/6'3"	78/172	271	268	13 OCT 1997
13	CORDOVA ARVIZU Samuel	CORDOVA	MB	2,01/6'7"	90/198	294	290	13 MAR 1989
14	ARCE GARCIA Cristian	ARCE	OH	1,93/6'4"	87/192	285	278	30 SEP 1995
15	ARANDA VENTURA Christian	ARANDA	S	1,89/6'2"	74/163	282	274	9 APR 1997
17	ORELLANA Nestor (C)	ORELLANA	OP	1,92/6'4"	83/183	292	280	7 JAN 1992
Team Minimum		1,83/6'0"	74/163	268	260	19		
Team Average		1,92/6'4"	85/189	282	277	22		
Team Maximum		2,01/6'7"	102/225	294	290	28		

Uniform colours	Shirt	Shorts
Main	Green	White
2nd	White	Red

Technical Staff:
Team Manager
Head Coach ONTIVEROS GOMEZ Ulises

Assistant Coach ROSAS MACIAS Miguel Angel, ROSETE CARRERA Luis Carlos

Doctor
Therapist/Trainer
Legend:

C	Team Captain	Int	Other International Competitions	L	Libero
MB	Middle Blocker Player	OG	Olympic Games	OH	Outside Hitter
OP	Opposite Player	S	Setter Player	Tot	Total
WCH	World Championships				


TEAM ROSTER As of 18 AUG 2017

隊伍名冊

POR - PORTUGAL

No.	Name	Shirt Name	Pos.	Height m / ft in	Weight kg / lbs	Highest Reach		Date of Birth
						Spike cm	Block cm	
1	GUERREIRO Afonso	GUERREIRO	OH	2,00/6'7"	92/203	319	310	28 DEC 1994
2	CUNHA Miguel	CUNHA	OP	1,96/6'5"	98/216	308	298	18 AUG 1997
3	PEREIRA Alexandre	PEREIRA	MB	1,92/6'4"	84/185	310	300	18 FEB 1998
4	SOUSA Filipe	SOUSA	MB	2,00/6'7"	78/172	312	304	25 JAN 1995
5	NEVES Jose	NEVES	S	1,85/6'1"	80/176	312	301	15 AUG 1996
6	CUNHA Bruno (C)	CUNHA	OH	1,95/6'5"	95/209	320	308	18 AUG 1997
7	SILVA Nuno	SILVA	MB	2,01/6'7"	115/254	312	306	3 FEB 1993
8	SANTOS Frederico	SANTOS	S	1,90/6'3"	71/157	314	296	16 SEP 1997
9	MOREIRA Simao	MOREIRA	L	1,81/5'11"	77/170	298	280	11 MAR 1998
10	MARTINS Bernardo	MARTINS	OP	1,83/6'0"	81/179	312	300	3 FEB 1995
11	GOMES Jose	GOMES	OP	1,95/6'5"	91/201	314	310	21 OCT 1994
12	MARTINS Lourenco	MARTINS	OP	1,96/6'5"	84/185	312	308	30 APR 1997
Team Minimum		1,81/5'11"	71/157	298	280	19		
Team Average		1,92/6'4"	87/192	311	301	20		
Team Maximum		2,01/6'7"	115/254	320	310	24		

Uniform colours	Shirt	Shorts
Main	Red	Red
2nd	White	Blue

Technical Staff:

Team Manager	OLIVEIRA Marco
Head Coach	SILVA Hugo
Assistant Coach	PRATA PEREIRA Carlos
Doctor	AIDO Ricardo
Therapist/Trainer	SOUSA Joao

Legend:

C	Team Captain	Int	Other International Competitions	L	Libero
MB	Middle Blocker Player	OG	Olympic Games	OH	Outside Hitter
OP	Opposite Player	S	Setter Player	Tot	Total
WCH	World Championships				


TEAM ROSTER As of 18 AUG 2017

隊伍名冊

ROU - ROMANIA

No.	Name	Shirt Name	Pos.	Height m / ft in	Weight kg / lbs	Highest Reach		Date of Birth
						Spike cm	Block cm	
1	VOLOGA Robert Florin	VOLOGA	MB	1,98/6'6"	84/185	345	338	11 JUN 1996
2	GEORGESCU Andrei Nicusor	GEORGESCU	S	1,97/6'6"	85/187	333	330	22 MAR 1991
3	IFTIME Marius	IFTIME	OP	1,95/6'5"	80/176	335	330	26 JUL 1995
5	MOCANU Codrin Constant	MOCANU	MB	2,02/6'8"	88/194	347	335	29 AUG 1993
6	DUMITRU Claudiu Florent	DUMITRU	S	1,90/6'3"	70/154	330	325	29 MAR 1995
7	BALEAN Rares Ionut	BALEAN	OP	1,96/6'5"	80/176	340	326	8 JUL 1997
10	MIRON Catalin Alexand	MIRON	OP	1,95/6'5"	80/176	345	338	26 NOV 1992
11	MATEI Ciprian (C)	MATEI	OH	2,00/6'7"	86/190	345	340	24 APR 1989
14	BONTEA Gabriel Alexand	BONTEA	OH	1,95/6'5"	80/176	342	337	10 MAR 1993
15	SUSON Silviu Ioan	SUSON	OP	1,94/6'4"	78/172	338	330	29 APR 1989
16	CAMUI Paul Cristian	CAMUI	L	1,88/6'2"	74/163	300	280	19 DEC 1996
18	OLTEANU Razvan Mihai	OLTEANU	MB	2,04/6'8"	88/194	347	340	29 APR 1991
Team Minimum		1,88/6'2"	70/154	300	280	20		
Team Average		1,96/6'5"	81/179	337	329	23		
Team Maximum		2,04/6'8"	88/194	347	340	28		

Uniform colours	Shirt	Shorts
Main	Yellow	Blue
2nd	Blue	Blue
3rd	White	Blue

Technical Staff:
Team Manager OVIDIV Macarie

Head Coach
Assistant Coach MIREL Popa

Doctor
Therapist/Trainer
Legend:

C	Team Captain	Int	Other International Competitions	L	Libero
MB	Middle Blocker Player	OG	Olympic Games	OH	Outside Hitter
OP	Opposite Player	S	Setter Player	Tot	Total
WCH	World Championships				


TEAM ROSTER As of 18 AUG 2017

隊伍名冊

RUS - RUSSIAN FEDERATION

No.	Name	Shirt Name	Pos.	Height m / ft in	Weight kg / lbs	Highest Reach		Date of Birth
						Spike cm	Block cm	
2	BANNOV Evgenii	BANNOV	OP	2,08/6'10"	100/220	350	330	21 SEP 1994
3	ISMAILOV Azizbek	ISMAILOV	S	2,00/6'7"	98/216	340	330	8 OCT 1995
4	LIKHOSHERSTOV Vadim	LIKHOSHERSTOV	MB	2,17/7'1"	104/229	356	336	23 JAN 1989
5	GLIVENKO Bogdan	GLIVENKO	OP	2,07/6'9"	105/231	358	349	26 JAN 1992
8	EMELIANOV Dmitrii	EMELIANOV	S	1,93/6'4"	78/172	320	300	1 AUG 1995
10	SHCHADILOV Leonid	SHCHADILOV	OH	2,05/6'9"	109/240	350	335	14 AUG 1991
12	BOTIN Anton	BOTIN	OH	1,90/6'3"	85/187	323	315	8 JUL 1990
13	SHISHKIN Vladimir	SHISHKIN	L	1,83/6'0"	78/172	325	306	2 FEB 1990
14	SHCHERBININ Dmitry (C)	SHCHERBININ	MB	2,04/6'8"	102/225	345	330	10 SEP 1989
15	PLUZHNIKOV Alexey	PLUZHNIKOV	MB	2,05/6'9"	112/247	350	335	15 JUL 1991
16	BOLDYREV Alexander	BOLDYREV	OH	2,02/6'8"	88/194	330	325	1 JAN 1990
18	NIKITIN Sergei	NIKITIN	OH	1,96/6'5"	88/194	350	330	6 APR 1993
Team Minimum		1,83/6'0"	78/172	320	300	21		
Team Average		2,00/6'7"	95/211	341	326	25		
Team Maximum		2,17/7'1"	112/247	358	349	28		

Uniform colours	Shirt	Shorts
Main	White	Blue
2nd	Blue	Blue
3rd	Red	Red

Technical Staff:
Team Manager
Head Coach SIDENKO Konstantin

Assistant Coach VASILENKO Iaroslav

Doctor KHABIROV Ilshat

Therapist/Trainer NIKITIN Aleksandr

Legend:

C	Team Captain	Int	Other International Competitions	L	Libero
MB	Middle Blocker Player	OG	Olympic Games	OH	Outside Hitter
OP	Opposite Player	S	Setter Player	Tot	Total
WCH	World Championships				


TEAM ROSTER As of 18 AUG 2017

隊伍名冊

SUI - SWITZERLAND

No.	Name	Shirt Name	Pos.	Height m / ft in	Weight kg / lbs	Highest Reach		Date of Birth
						Spike cm	Block cm	
1	HANGGI Christoph	HANGGI	MB	1,93/6'4"	80/176	340	305	18 JUL 1993
4	HOFSTEDE Simon	HOFSTEDE	MB	1,98/6'6"	86/190	344	330	25 SEP 1992
6	GIGER Reto Severin	GIGER	S	1,94/6'4"	82/181	344	312	5 AUG 1991
8	BEEELER Luca Mattias	BEEELER	OH	1,90/6'3"	92/203	345	330	28 DEC 1994
9	HARKSEN Peer Kristian	HARKSEN	S	1,94/6'4"	85/187	339	318	30 DEC 1995
10	ULRICH Luca	ULRICH	OH	1,96/6'5"	82/181	345	335	12 JAN 1997
11	WALZER Marc	WALZER	MB	1,99/6'6"	89/196	338	320	2 MAR 1990
13	ROOS Joel Philipp	ROOS	OH	1,89/6'2"	86/190	334	325	1 JUL 1993
18	EHRAT Samuel Damian (C)	EHRAT	MB	2,00/6'7"	85/187	350	335	20 APR 1992
19	HAGENBUCH Etienne	HAGENBUCH	L	1,79/5'10"	76/168	316	305	21 MAR 1994
20	GERBER Leandro Florian	GERBER	OP	1,94/6'4"	85/187	340	320	14 MAR 1991
21	ROTH Yves Alain	ROTH	OP	1,99/6'6"	78/172	335	310	8 MAY 1997
Team Minimum		1,79/5'10"	76/168	316	305	20		
Team Average		1,93/6'4"	83/185	339	320	23		
Team Maximum		2,00/6'7"	92/203	350	335	27		

Uniform colours	Shirt	Shorts
Main	Red	Black
2nd	White	Black
3rd	Black	Black

Technical Staff:

Team Manager	LATELLA Antonio
Head Coach	MOTTA Mario
Assistant Coach	FOLMLI Marco, PEZZOLI Luigi
Doctor	
Therapist/Trainer	

Legend:

C	Team Captain	Int	Other International Competitions	L	Libero
MB	Middle Blocker Player	OG	Olympic Games	OH	Outside Hitter
OP	Opposite Player	S	Setter Player	Tot	Total
WCH	World Championships				


TEAM ROSTER As of 18 AUG 2017

隊伍名冊

TPE - CHINESE TAIPEI

No.	Name	Shirt Name	Pos.	Height m / ft in	Weight kg / lbs	Highest Reach		Date of Birth
						Spike cm	Block cm	
1	LIN Kuo-Chun	LIN	S	1,89/6'2"	72/159	320	310	11 APR 1993
2	LIU Hong-Jie	LIU	MB	1,89/6'2"	80/176	327	320	10 NOV 1993
6	HSIEH Ya-Jen	HSIEH	OH	1,85/6'1"	62/137	310	315	7 JUL 1995
7	LIU Hung-Min	LIU	OH	1,91/6'3"	85/187	325	315	10 NOV 1993
8	CHANG Liang-Hao	CHANG	MB	1,94/6'4"	86/190	320	310	7 JUL 1994
9	TSAI Chia-Hao (C)	TSAI	OH	1,85/6'1"	78/172	325	310	4 JAN 1991
10	SU Hou-Chen	SU	L	1,80/5'11"	75/165	310	305	14 SEP 1995
11	WU Tsung-Hsuan	WU	OP	1,85/6'1"	75/165	325	300	9 JUL 1994
12	HSU Mei-Chung	HSU	OH	1,88/6'2"	90/198	333	300	16 OCT 1991
16	ZHANG Min-Shun	ZHANG	OP	1,80/5'11"	76/168	310	305	27 APR 1995
17	SHIH Hsiu-Chih	SHIH	S	1,84/6'0"	77/170	320	310	24 JUL 1995
20	YEN Chen-Fu	YEN	MB	1,98/6'6"	82/181	330	320	28 OCT 1997
Team Minimum		1,80/5'11"	62/137	310	300	19		
Team Average		1,87/6'2"	78/172	321	310	22		
Team Maximum		1,98/6'6"	90/198	333	320	26		

Uniform colours	Shirt	Shorts
Main	Red	Red
2nd	White/Blue	Blue
3rd	Blue	Blue

Technical Staff:
Team Manager
Head Coach YU Ching-Fang

Assistant Coach CHEN Yi-Fu, CHANG Yi-Min

Doctor
Therapist/Trainer CHEN Yi-Huan

Legend:

C	Team Captain	Int	Other International Competitions	L	Libero
MB	Middle Blocker Player	OG	Olympic Games	OH	Outside Hitter
OP	Opposite Player	S	Setter Player	Tot	Total
WCH	World Championships				


TEAM ROSTER As of 18 AUG 2017

隊伍名冊

UAE - UNITED ARAB EMIRATES

No.	Name	Shirt Name	Pos.	Height m / ft in	Weight kg / lbs	Highest Reach		Date of Birth
						Spike cm	Block cm	
2	ALFALASI Walid	ALFALASI	OH	1,74/5'9"	71/157	320	295	12 OCT 1995
3	WALID Majid Saeed	WALID	OH	1,80/5'11"	78/172	300	290	1 DEC 1997
4	ALDHUHOORI Khalid	ALDHUHOORI	OH	1,75/5'9"	75/165	310	300	13 NOV 1993
5	ALBLOOSHI Adel	ALBLOOSHI	OH	1,90/6'3"	93/205	340	310	8 MAR 1995
6	AL MARZOOQI Faisal	AL MARZOOQI	S	1,83/6'0"	74/163	300	293	16 AUG 1999
7	AL MARZOOQI Amer (C)	AL MARZOOQI	OP	1,85/6'1"	70/154	335	315	2 FEB 1990
8	ALAZEEZI Rashed	ALAZEEZI	MB	1,85/6'1"	95/209	315	300	27 JAN 1994
9	ALMANSOORI Mubarak	ALMANSOORI	MB	2,02/6'8"	90/198	340	330	16 SEP 1999
10	AHLI Mohammad	AHLI	S	1,78/5'10"	81/179	295	285	6 AUG 1991
11	ALDHAHERI Mohammed	ALDHAHERI	L	1,80/5'11"	87/192	290	280	8 APR 1990
12	ALAWADHI Ali	ALAWADHI	L	1,73/5'8"	76/168	290	280	3 NOV 1993
17	ALSUWAIDI Mohammed	ALSUWAIDI	OP	1,82/6'0"	89/196	310	300	11 DEC 1994
Team Minimum		1,73/5'8"	70/154	290	280	17		
Team Average		1,82/6'0"	81/180	312	298	22		
Team Maximum		2,02/6'8"	95/209	340	330	27		

Uniform colours	Shirt	Shorts
Main	White	White
2nd	Red	Red

Technical Staff:
Team Manager AL MANSOORI Awadh

Head Coach SENNOUN Morad

Assistant Coach ALNUAIMI Ismael

Doctor
Therapist/Trainer
Legend:

C	Team Captain	Int	Other International Competitions	L	Libero
MB	Middle Blocker Player	OG	Olympic Games	OH	Outside Hitter
OP	Opposite Player	S	Setter Player	Tot	Total
WCH	World Championships				


TEAM ROSTER As of 18 AUG 2017

隊伍名冊

UKR - UKRAINE

No.	Name	Shirt Name	Pos.	Height m / ft in	Weight kg / lbs	Highest Reach		Date of Birth
						Spike cm	Block cm	
1	DROZD Maksym	DROZD	MB	2,08/6'10"	93/205	345	330	5 AUG 1991
2	KISILIUK Yevhenii	KISILIUK	OH	1,97/6'6"	94/207	335	325	27 JAN 1995
3	TODUA Valerii	TODUA	MB	2,06/6'9"	101/223	358	345	30 JUL 1992
4	SHEVCHENKO Oleg	SHEVCHENKO	OH	1,94/6'4"	94/207	345	325	8 JAN 1993
5	PLOTNYTSKYI Oleh	PLOTNYTSKYI	OH	1,95/6'5"	87/192	345	325	5 JUN 1997
6	DOLGOPOLOV Dmytro	DOLGOPOLOV	S	1,93/6'4"	75/165	345	325	14 SEP 1993
8	NEVIADOMSKYI Stanislav	NEVIADOMSKYI	OH	2,00/6'7"	95/209	345	325	26 JUN 1994
9	SHAPOVAL Viktor	SHAPOVAL	OH	1,97/6'6"	95/209	350	320	8 APR 1992
12	BROVA Horden	BROVA	L	1,90/6'3"	84/185	330	315	8 APR 1991
13	DIDENKO Vladyslav (C)	DIDENKO	S	1,90/6'3"	84/185	325	310	29 SEP 1992
14	GLADENKO Oleksandr	GLADENKO	MB	2,03/6'8"	96/212	345	325	3 DEC 1991
18	BOGATYROV Vladyslav	BOGATYROV	OH	1,94/6'4"	80/176	345	325	12 JUN 1993
Team Minimum		1,90/6'3"	75/165	325	310	20		
Team Average		1,97/6'6"	89/198	342	324	23		
Team Maximum		2,08/6'10"	101/223	358	345	26		

Uniform colours	Shirt	Shorts
Main	Yellow	Blue
2nd	Blue	Blue

Technical Staff:
Team Manager
Head Coach KRASTINS Ugis

Assistant Coach TINTE Arturs

Doctor
Therapist/Trainer
Legend:

C	Team Captain	Int	Other International Competitions	L	Libero
MB	Middle Blocker Player	OG	Olympic Games	OH	Outside Hitter
S	Setter Player	Tot	Total	WCH	World Championships


TEAM ROSTER As of 18 AUG 2017

隊伍名冊

USA - UNITED STATES of AMERICA

No.	Name	Shirt Name	Pos.	Height m / ft in	Weight kg / lbs	Highest Reach		Date of Birth
						Spike cm	Block cm	
1	ENRIQUES Evan Guy Makai	ENRIQUES	L	1,88/6'2"	84/185	346	323	2 NOV 1995
2	ENSING Kyle Wayne	ENSING	OH	2,01/6'7"	93/205	346	323	6 MAR 1997
3	LUGO-RODRIGUEZ Amir	LUGO-RODRIGUEZ	MB	2,01/6'7"	98/216	346	323	25 OCT 1993
4	COENEN Ryan James	COENEN	OP	2,06/6'9"	91/201	346	323	16 OCT 1996
5	JOHNSON Miles Kelan	JOHNSON	OH	1,96/6'5"	93/205	346	323	6 DEC 1994
6	EWERT Jordan Matthew	EWERT	OP	1,96/6'5"	94/207	346	323	18 MAR 1997
7	RAKESTRAW Kevin Thomas	RAKESTRAW	MB	2,13/7'0"	100/220	346	323	26 JUL 1995
8	BISCHOFF Paul William	BISCHOFF	S	1,96/6'5"	92/203	346	323	18 JAN 1998
9	ARNITZ Jacob Edward	ARNITZ	OH	2,03/6'8"	95/209	346	323	15 JUL 1995
10	GREENE JR Arvis Lamont	GREENE	OP	1,98/6'6"	91/201	346	323	1 AUG 1995
11	SAETA Michael Philip (C)	SAETA	S	1,96/6'5"	77/170	346	323	19 APR 1994
12	LEESON Blake Gregory	LEESON	MB	2,03/6'8"	84/185	346	323	7 JUN 1995
Team Minimum		1,88/6'2"	77/170	346	323	19		
Team Average		1,99/6'6"	91/201	346	323	21		
Team Maximum		2,13/7'0"	100/220	346	323	23		

Uniform colours	Shirt	Shorts
Main	Blue	Blue
2nd	White	Blue
3rd	Red	Blue

Technical Staff:

Team Manager	LEASER Erin
Head Coach	KOSTY John
Assistant Coach	FRIEND Daniel, HELLER David
Doctor	
Therapist/Trainer	

Legend:

C	Team Captain	Int	Other International Competitions	L	Libero
MB	Middle Blocker Player	OG	Olympic Games	OH	Outside Hitter
OP	Opposite Player	S	Setter Player	Tot	Total
WCH	World Championships				




RESULT BOOK

29TH Summer Universiade Taipei 2017



Volleyball

Women





CUMULATIVE STATISTICS BY SKILL

累計攻守統計數據

ARG - ARGENTINA

After 6 matches

Scoring Spike	No.	Name	Spikes	Faults	Shots	Total Attempts	Eff %
	2	BULGARELLA SofiaMB	42	8	23	73	46.58
	3	ESPERGUIN Florencia (L)	-	-	-	-	0.00
	4	REINOSO RosaOP	14	12	33	59	3.39
	5	GONZALEZ ArianaMB	13	4	12	29	31.03
	6	NOSACH EugeniaOH	15	9	31	55	10.91
	7	ZABALA VictoriaMB	34	12	49	95	23.16
	8	GRAFF BrendaMB	4	-	5	9	44.44
	9	GARCIA SofiaOH	14	13	22	49	2.04
	10	VERA TatianaS	5	-	7	12	41.67
	14	CASTIGLIONE CarlaOP	44	24	105	173	11.56
	17	CURATOLA AntonelaS	1	-	5	6	16.67
	18	COSSAR MariangelesOH	39	21	92	152	11.84
	Team Totals		225	103	384	712	17.13

Scoring Block	No.	Name	Kill Blocks	Faults	Rebounds	Total Attempts	Avg By Set
	2	BULGARELLA SofiaMB	12	5	31	48	0.52
	3	ESPERGUIN Florencia (L)	-	-	-	-	0.00
	4	REINOSO RosaOP	2	4	8	14	0.09
	5	GONZALEZ ArianaMB	1	1	9	11	0.04
	6	NOSACH EugeniaOH	8	8	2	18	0.35
	7	ZABALA VictoriaMB	5	8	51	64	0.22
	8	GRAFF BrendaMB	1	-	6	7	0.04
	9	GARCIA SofiaOH	3	3	10	16	0.13
	10	VERA TatianaS	3	5	22	30	0.13
	14	CASTIGLIONE CarlaOP	5	15	29	49	0.22
	17	CURATOLA AntonelaS	-	3	7	10	0.00
	18	COSSAR MariangelesOH	5	8	20	33	0.22
	Team Totals		45	60	195	300	1.96

Scoring Service	No.	Name	Aces	Faults	Serve Hits	Total Attempts	Avg By Set
	2	BULGARELLA SofiaMB	8	6	20	34	0.35
	3	ESPERGUIN Florencia (L)	-	-	-	-	0.00
	4	REINOSO RosaOP	2	1	38	41	0.09
	5	GONZALEZ ArianaMB	1	2	16	19	0.04
	6	NOSACH EugeniaOH	-	-	27	27	0.00
	7	ZABALA VictoriaMB	14	6	56	76	0.61
	8	GRAFF BrendaMB	-	2	5	7	0.00
	9	GARCIA SofiaOH	1	1	25	27	0.04
	10	VERA TatianaS	5	-	67	72	0.22
	14	CASTIGLIONE CarlaOP	4	13	46	63	0.17
	17	CURATOLA AntonelaS	-	-	12	12	0.00
	18	COSSAR MariangelesOH	6	4	71	81	0.26
	Team Totals		41	35	383	459	1.78

Team	Opponent Errors & Team Faults	144	22
------	-------------------------------	-----	----





CUMULATIVE STATISTICS BY SKILL


累計攻守統計數據

ARG - ARGENTINA

After 6 matches

Non-Scoring Dig	No.	Name	Digs	Faults	Receptions	Total Attempts	Avg By Set
	2	BULGARELLA SofiaMB	6	6	20	32	0.26
	3	ESPERGUIN Florencia (L)	43	50	63	156	1.87
	4	REINOSO RosaOP	14	17	28	59	0.61
	5	GONZALEZ ArianaMB	1	5	4	10	0.04
	6	NOSACH EugeniaOH	7	20	31	58	0.30
	7	ZABALA VictoriaMB	5	8	19	32	0.22
	8	GRAFF BrendaMB	-	-	3	3	0.00
	9	GARCIA SofiaOH	5	18	25	48	0.22
	10	VERA TatianaS	23	31	58	112	1.00
	14	CASTIGLIONE CarlaOP	16	22	57	95	0.70
	17	CURATOLA AntonelaS	-	11	19	30	0.00
	18	COSSAR MariangelesOH	37	34	83	154	1.61
	Team Totals		157	222	410	789	6.83

Non-Scoring Set	No.	Name	Running Sets	Faults	Still Sets	Total Attempts	Avg By Set
	2	BULGARELLA SofiaMB	-	-	5	5	0.00
	3	ESPERGUIN Florencia (L)	8	-	28	36	0.35
	4	REINOSO RosaOP	1	-	10	11	0.04
	5	GONZALEZ ArianaMB	-	-	1	1	0.00
	6	NOSACH EugeniaOH	-	-	5	5	0.00
	7	ZABALA VictoriaMB	2	2	9	13	0.09
	8	GRAFF BrendaMB	-	-	-	-	0.00
	9	GARCIA SofiaOH	-	-	2	2	0.00
	10	VERA TatianaS	82	5	347	434	3.57
	14	CASTIGLIONE CarlaOP	2	-	13	15	0.09
	17	CURATOLA AntonelaS	30	4	95	129	1.30
	18	COSSAR MariangelesOH	1	-	23	24	0.04
	Team Totals		126	11	538	675	5.48

Non-Scoring Reception	No.	Name	Excellents	Faults	Serve Receptions	Total Attempts	Succ %
	2	BULGARELLA SofiaMB	2	-	1	3	66.67
	3	ESPERGUIN Florencia (L)	24	16	91	131	18.32
	4	REINOSO RosaOP	4	8	52	64	6.25
	5	GONZALEZ ArianaMB	-	-	-	-	0.00
	6	NOSACH EugeniaOH	7	8	34	49	14.29
	7	ZABALA VictoriaMB	1	-	5	6	16.67
	8	GRAFF BrendaMB	-	-	-	-	0.00
	9	GARCIA SofiaOH	8	5	32	45	17.78
	10	VERA TatianaS	-	1	-	1	0.00
	14	CASTIGLIONE CarlaOP	1	1	1	3	33.33
	17	CURATOLA AntonelaS	-	-	-	-	0.00
	18	COSSAR MariangelesOH	23	4	109	136	16.91
	Team Totals		70	43	325	438	15.98

Legend:

Avg	Average	Eff %	Efficiency	L	Libero Player
MB	Middle Blocker Player	OH	Outside Hitter	OP	Opposite Player
S	Setter Player	Succ %	Success %		



CUMULATIVE STATISTICS BY SKILL

累計攻守統計數據

BRA - BRAZIL

After 6 matches

Scoring Spike	No.	Name	Spikes	Faults	Shots	Total Attempts	Eff %
	1	COSTA Ana LauraOH	-	-	2	2	0.00
	2	DA SILVA MayharaMB	36	5	30	71	43.66
	3	TOME FernandaOH	61	19	75	155	27.10
	4	GONCALVES NatieleOP	49	19	77	145	20.69
	5	LEITE CarolinaS	4	-	6	10	40.00
	6	CORREA StephanieMB	2	-	3	5	40.00
	7	PRADO Dalila (L)	-	-	-	-	0.00
	8	COSTA LindaMB	21	10	22	53	20.75
	9	FERREIRA MarianaS	3	1	1	5	40.00
	10	CIDRAO SonalyOH	54	13	83	150	27.33
	11	NATHER SarahS	-	-	1	1	0.00
	12	BRAUN VivianeOH	17	8	19	44	20.45
Team Totals			247	75	319	641	26.83

Scoring Block	No.	Name	Kill Blocks	Faults	Rebounds	Total Attempts	Avg By Set
	1	COSTA Ana LauraOH	-	-	1	1	0.00
	2	DA SILVA MayharaMB	16	13	38	67	0.80
	3	TOME FernandaOH	4	4	13	21	0.20
	4	GONCALVES NatieleOP	6	9	25	40	0.30
	5	LEITE CarolinaS	3	7	11	21	0.15
	6	CORREA StephanieMB	3	1	5	9	0.15
	7	PRADO Dalila (L)	-	-	-	-	0.00
	8	COSTA LindaMB	15	11	38	64	0.75
	9	FERREIRA MarianaS	-	-	2	2	0.00
	10	CIDRAO SonalyOH	4	13	13	30	0.20
	11	NATHER SarahS	-	-	-	-	0.00
	12	BRAUN VivianeOH	1	5	7	13	0.05
Team Totals			52	63	153	268	2.60

Scoring Service	No.	Name	Aces	Faults	Serve Hits	Total Attempts	Avg By Set
	1	COSTA Ana LauraOH	-	-	-	-	0.00
	2	DA SILVA MayharaMB	3	8	49	60	0.15
	3	TOME FernandaOH	8	7	65	80	0.40
	4	GONCALVES NatieleOP	3	4	60	67	0.15
	5	LEITE CarolinaS	7	5	55	67	0.35
	6	CORREA StephanieMB	-	-	7	7	0.00
	7	PRADO Dalila (L)	-	-	-	-	0.00
	8	COSTA LindaMB	10	10	53	73	0.50
	9	FERREIRA MarianaS	1	1	22	24	0.05
	10	CIDRAO SonalyOH	1	2	57	60	0.05
	11	NATHER SarahS	-	-	1	1	0.00
	12	BRAUN VivianeOH	3	2	21	26	0.15
Team Totals			36	39	390	465	1.80

Team	Opponent Errors & Team Faults	130	66
------	-------------------------------	-----	----





CUMULATIVE STATISTICS BY SKILL


累計攻守統計數據

BRA - BRAZIL

After 6 matches

Non-Scoring Dig	No.	Name	Digs	Faults	Receptions	Total Attempts	Avg By Set
	1	COSTA Ana LauraOH	-	-	-	-	0.00
	2	DA SILVA MayharaMB	28	5	13	46	1.40
	3	TOME FernandaOH	34	21	34	89	1.70
	4	GONCALVES NatieleOP	37	20	36	93	1.85
	5	LEITE CarolinaS	29	13	34	76	1.45
	6	CORREA StephanieMB	3	1	4	8	0.15
	7	PRADO Dalila (L)	64	35	34	133	3.20
	8	COSTA LindaMB	14	6	16	36	0.70
	9	FERREIRA MarianaS	14	5	5	24	0.70
	10	CIDRAO SonalyOH	47	14	30	91	2.35
	11	NATHER SarahS	1	-	1	2	0.05
	12	BRAUN VivianeOH	12	14	12	38	0.60
Team Totals			283	134	219	636	14.15

Non-Scoring Set	No.	Name	Running Sets	Faults	Still Sets	Total Attempts	Avg By Set
	1	COSTA Ana LauraOH	-	-	-	-	0.00
	2	DA SILVA MayharaMB	-	1	10	11	0.00
	3	TOME FernandaOH	-	-	8	8	0.00
	4	GONCALVES NatieleOP	-	-	12	12	0.00
	5	LEITE CarolinaS	95	1	335	431	4.75
	6	CORREA StephanieMB	-	-	4	4	0.00
	7	PRADO Dalila (L)	2	-	32	34	0.10
	8	COSTA LindaMB	4	2	28	34	0.20
	9	FERREIRA MarianaS	7	-	63	70	0.35
	10	CIDRAO SonalyOH	2	-	10	12	0.10
	11	NATHER SarahS	2	-	2	4	0.10
	12	BRAUN VivianeOH	-	-	5	5	0.00
Team Totals			112	4	509	625	5.60

Non-Scoring Reception	No.	Name	Excellents	Faults	Serve Receptions	Total Attempts	Succ %
	1	COSTA Ana LauraOH	-	-	-	-	0.00
	2	DA SILVA MayharaMB	-	-	1	1	0.00
	3	TOME FernandaOH	80	8	95	183	43.72
	4	GONCALVES NatieleOP	1	-	2	3	33.33
	5	LEITE CarolinaS	-	-	2	2	0.00
	6	CORREA StephanieMB	-	-	-	-	0.00
	7	PRADO Dalila (L)	44	5	36	85	51.76
	8	COSTA LindaMB	-	-	2	2	0.00
	9	FERREIRA MarianaS	-	-	-	-	0.00
	10	CIDRAO SonalyOH	21	4	39	64	32.81
	11	NATHER SarahS	-	-	-	-	0.00
	12	BRAUN VivianeOH	16	2	12	30	53.33
Team Totals			162	19	189	370	43.78

Legend:

Avg	Average	Eff %	Efficiency	L	Libero Player
MB	Middle Blocker Player	OH	Outside Hitter	OP	Opposite Player
S	Setter Player	Succ %	Success %		



CUMULATIVE STATISTICS BY SKILL

累計攻守統計數據

CAN - CANADA

After 6 matches

Scoring Spike	No.	Name	Spikes	Faults	Shots	Total Attempts	Eff %
	1	ROBITAILLE MyriamMB	-	-	-	-	0.00
	2	BRISEBOIS DanielleOH	51	20	69	140	22.14
	3	DORMANN Alina MarieOP	26	10	46	82	19.51
	4	VELTMAN Kelsey JaneMB	34	9	27	70	35.71
	6	COULTER Alissa MarieOH	10	7	14	31	9.68
	8	JARMAN Vanessa RaeMB	5	3	7	15	13.33
	9	OTTO Kacey MarieOH	33	20	75	128	10.16
	11	FEORE Anna Patricia (L)	-	-	-	-	0.00
	15	CASAULT Margaret JoanOH	43	16	65	124	21.77
	17	HERBIN BAKER Courtney D.S	3	-	5	8	37.50
	21	CORNWALL Vanessa NicoleS	1	1	9	11	0.00
	24	LEA Aidan ElisabethMB	15	8	17	40	17.50
	Team Totals		221	94	334	649	19.57

Scoring Block	No.	Name	Kill Blocks	Faults	Rebounds	Total Attempts	Avg By Set
	1	ROBITAILLE MyriamMB	2	2	1	5	0.09
	2	BRISEBOIS DanielleOH	4	8	11	23	0.18
	3	DORMANN Alina MarieOP	4	10	7	21	0.18
	4	VELTMAN Kelsey JaneMB	20	13	33	66	0.91
	6	COULTER Alissa MarieOH	1	-	5	6	0.05
	8	JARMAN Vanessa RaeMB	2	5	19	26	0.09
	9	OTTO Kacey MarieOH	1	7	9	17	0.05
	11	FEORE Anna Patricia (L)	-	-	-	-	0.00
	15	CASAULT Margaret JoanOH	4	9	12	25	0.18
	17	HERBIN BAKER Courtney D.S	-	2	5	7	0.00
	21	CORNWALL Vanessa NicoleS	1	7	10	18	0.05
	24	LEA Aidan ElisabethMB	7	17	26	50	0.32
	Team Totals		46	80	138	264	2.09

Scoring Service	No.	Name	Aces	Faults	Serve Hits	Total Attempts	Avg By Set
	1	ROBITAILLE MyriamMB	-	1	6	7	0.00
	2	BRISEBOIS DanielleOH	9	10	44	63	0.41
	3	DORMANN Alina MarieOP	2	1	22	25	0.09
	4	VELTMAN Kelsey JaneMB	3	8	48	59	0.14
	6	COULTER Alissa MarieOH	1	-	9	10	0.05
	8	JARMAN Vanessa RaeMB	5	1	30	36	0.23
	9	OTTO Kacey MarieOH	4	10	47	61	0.18
	11	FEORE Anna Patricia (L)	-	-	-	-	0.00
	15	CASAULT Margaret JoanOH	5	6	39	50	0.23
	17	HERBIN BAKER Courtney D.S	3	5	28	36	0.14
	21	CORNWALL Vanessa NicoleS	5	3	60	68	0.23
	24	LEA Aidan ElisabethMB	2	6	38	46	0.09
	Team Totals		39	51	371	461	1.77

Team	Opponent Errors & Team Faults	154	64
------	-------------------------------	-----	----





CUMULATIVE STATISTICS BY SKILL


累計攻守統計數據

CAN - CANADA

After 6 matches

Non-Scoring Dig	No.	Name	Digs	Faults	Receptions	Total Attempts	Avg By Set
	1	ROBITAILLE MyriamMB	1	1	1	3	0.05
	2	BRISEBOIS DanielleOH	45	19	29	93	2.05
	3	DORMANN Alina MarieOP	22	4	16	42	1.00
	4	VELTMAN Kelsey JaneMB	14	4	12	30	0.64
	6	COULTER Alissa MarieOH	6	1	8	15	0.27
	8	JARMAN Vanessa RaeMB	6	5	11	22	0.27
	9	OTTO Kacey MarieOH	52	20	43	115	2.36
	11	FEORE Anna Patricia (L)	61	42	33	136	2.77
	15	CASAULT Margaret JoanOH	18	13	30	61	0.82
	17	HERBIN BAKER Courtney D.S	15	8	28	51	0.68
	21	CORNWALL Vanessa NicoleS	27	21	25	73	1.23
	24	LEA Aidan ElisabethMB	10	4	9	23	0.45
	Team Totals		277	142	246	665	12.59

Non-Scoring Set	No.	Name	Running Sets	Faults	Still Sets	Total Attempts	Avg By Set
	1	ROBITAILLE MyriamMB	-	-	2	2	0.00
	2	BRISEBOIS DanielleOH	-	-	14	14	0.00
	3	DORMANN Alina MarieOP	-	-	2	2	0.00
	4	VELTMAN Kelsey JaneMB	-	-	5	5	0.00
	6	COULTER Alissa MarieOH	-	-	3	3	0.00
	8	JARMAN Vanessa RaeMB	-	-	5	5	0.00
	9	OTTO Kacey MarieOH	2	-	15	17	0.09
	11	FEORE Anna Patricia (L)	2	-	39	41	0.09
	15	CASAULT Margaret JoanOH	-	-	11	11	0.00
	17	HERBIN BAKER Courtney D.S	29	6	141	176	1.32
	21	CORNWALL Vanessa NicoleS	66	5	260	331	3.00
	24	LEA Aidan ElisabethMB	-	-	6	6	0.00
	Team Totals		99	11	503	613	4.50

Non-Scoring Reception	No.	Name	Excellents	Faults	Serve Receptions	Total Attempts	Succ %
	1	ROBITAILLE MyriamMB	1	-	-	1	100.00
	2	BRISEBOIS DanielleOH	30	1	36	67	44.78
	3	DORMANN Alina MarieOP	1	-	2	3	33.33
	4	VELTMAN Kelsey JaneMB	2	-	-	2	100.00
	6	COULTER Alissa MarieOH	1	1	5	7	14.29
	8	JARMAN Vanessa RaeMB	-	1	-	1	0.00
	9	OTTO Kacey MarieOH	38	4	67	109	34.86
	11	FEORE Anna Patricia (L)	49	21	74	144	34.03
	15	CASAULT Margaret JoanOH	34	6	38	78	43.59
	17	HERBIN BAKER Courtney D.S	-	-	1	1	0.00
	21	CORNWALL Vanessa NicoleS	-	-	2	2	0.00
	24	LEA Aidan ElisabethMB	-	-	1	1	0.00
	Team Totals		156	34	226	416	37.50

Legend:

Avg	Average	Eff %	Efficiency	L	Libero Player
MB	Middle Blocker Player	OH	Outside Hitter	OP	Opposite Player
S	Setter Player	Succ %	Success %		



CUMULATIVE STATISTICS BY SKILL

累計攻守統計數據

COL - COLOMBIA

After 6 matches

Scoring Spike	No.	Name	Spikes	Faults	Shots	Total Attempts	Eff %
	1	HOYOS DanielaS	-	-	2	2	0.00
	2	MARMOLEJO LibysMB	37	8	55	100	29.00
	3	ECHEVERRI KellyOH	7	11	29	47	
	4	JARAMILLO IreneOP	-	-	2	2	0.00
	5	CORDOBA WendyOP	47	24	120	191	12.04
	6	VALDERRAMA KatherineMB	6	5	8	19	5.26
	7	OTALORA Diana (L)	-	-	-	-	0.00
	8	SIERRA ManuelaMB	-	4	-	4	
	9	GONZALEZ StephanieOH	26	28	65	119	
	10	GOMEZ DianaS	1	2	1	4	
	11	CESPEDES DanielaS	4	11	31	46	
	12	VALENCIA AlejandraS	28	18	59	105	9.52
Team Totals			156	111	372	639	7.04

Scoring Block	No.	Name	Kill Blocks	Faults	Rebounds	Total Attempts	Avg By Set
	1	HOYOS DanielaS	2	6	10	18	0.10
	2	MARMOLEJO LibysMB	11	14	30	55	0.55
	3	ECHEVERRI KellyOH	-	-	7	7	0.00
	4	JARAMILLO IreneOP	-	4	-	4	0.00
	5	CORDOBA WendyOP	2	3	15	20	0.10
	6	VALDERRAMA KatherineMB	-	2	1	3	0.00
	7	OTALORA Diana (L)	-	-	-	-	0.00
	8	SIERRA ManuelaMB	-	-	2	2	0.00
	9	GONZALEZ StephanieOH	3	3	13	19	0.15
	10	GOMEZ DianaS	-	2	6	8	0.00
	11	CESPEDES DanielaS	7	8	13	28	0.35
	12	VALENCIA AlejandraS	3	21	40	64	0.15
Team Totals			28	63	137	228	1.40

Scoring Service	No.	Name	Aces	Faults	Serve Hits	Total Attempts	Avg By Set
	1	HOYOS DanielaS	3	9	26	38	0.15
	2	MARMOLEJO LibysMB	3	10	37	50	0.15
	3	ECHEVERRI KellyOH	-	3	13	16	0.00
	4	JARAMILLO IreneOP	-	-	1	1	0.00
	5	CORDOBA WendyOP	6	11	53	70	0.30
	6	VALDERRAMA KatherineMB	-	-	11	11	0.00
	7	OTALORA Diana (L)	-	-	-	-	0.00
	8	SIERRA ManuelaMB	-	2	1	3	0.00
	9	GONZALEZ StephanieOH	3	6	37	46	0.15
	10	GOMEZ DianaS	3	3	37	43	0.15
	11	CESPEDES DanielaS	-	4	15	19	0.00
	12	VALENCIA AlejandraS	3	8	45	56	0.15
Team Totals			21	56	276	353	1.05

Team	Opponent Errors & Team Faults	139	63
------	-------------------------------	-----	----





CUMULATIVE STATISTICS BY SKILL


累計攻守統計數據

COL - COLOMBIA

After 6 matches

Non-Scoring Dig	No.	Name	Digs	Faults	Receptions	Total Attempts	Avg By Set
	1	HOYOS DanielaS	18	12	32	62	0.90
	2	MARMOLEJO LibysMB	8	7	17	32	0.40
	3	ECHEVERRI KellyOH	12	13	3	28	0.60
	4	JARAMILLO IreneOP	-	-	-	-	0.00
	5	CORDOBA WendyOP	68	33	39	140	3.40
	6	VALDERRAMA KatherineMB	4	4	1	9	0.20
	7	OTALORA Diana (L)	74	23	33	130	3.70
	8	SIERRA ManuelaMB	1	1	1	3	0.05
	9	GONZALEZ StephanieOH	54	12	24	90	2.70
	10	GOMEZ DianaS	24	11	21	56	1.20
	11	CESPEDES DanielaS	19	7	14	40	0.95
	12	VALENCIA AlejandraS	15	7	12	34	0.75
Team Totals			297	130	197	624	14.85

Non-Scoring Set	No.	Name	Running Sets	Faults	Still Sets	Total Attempts	Avg By Set
	1	HOYOS DanielaS	49	4	214	267	2.45
	2	MARMOLEJO LibysMB	-	1	6	7	0.00
	3	ECHEVERRI KellyOH	-	-	2	2	0.00
	4	JARAMILLO IreneOP	-	-	-	-	0.00
	5	CORDOBA WendyOP	1	-	15	16	0.05
	6	VALDERRAMA KatherineMB	-	-	2	2	0.00
	7	OTALORA Diana (L)	1	-	34	35	0.05
	8	SIERRA ManuelaMB	-	-	1	1	0.00
	9	GONZALEZ StephanieOH	-	2	9	11	0.00
	10	GOMEZ DianaS	40	13	225	278	2.00
	11	CESPEDES DanielaS	1	-	6	7	0.05
	12	VALENCIA AlejandraS	-	-	14	14	0.00
Team Totals			92	20	528	640	4.60

Non-Scoring Reception	No.	Name	Excellents	Faults	Serve Receptions	Total Attempts	Succ %
	1	HOYOS DanielaS	-	-	1	1	0.00
	2	MARMOLEJO LibysMB	1	-	1	2	50.00
	3	ECHEVERRI KellyOH	2	-	5	7	28.57
	4	JARAMILLO IreneOP	-	-	-	-	0.00
	5	CORDOBA WendyOP	42	15	61	118	35.59
	6	VALDERRAMA KatherineMB	-	-	-	-	0.00
	7	OTALORA Diana (L)	38	13	72	123	30.89
	8	SIERRA ManuelaMB	1	3	15	19	5.26
	9	GONZALEZ StephanieOH	39	17	99	155	25.16
	10	GOMEZ DianaS	-	-	-	-	0.00
	11	CESPEDES DanielaS	-	-	-	-	0.00
	12	VALENCIA AlejandraS	2	-	1	3	66.67
Team Totals			125	48	255	428	29.21

Legend:

Avg	Average	Eff %	Efficiency	L	Libero Player
MB	Middle Blocker Player	OH	Outside Hitter	OP	Opposite Player
S	Setter Player	Succ %	Success %		





CUMULATIVE STATISTICS BY SKILL


累計攻守統計數據

CZE - CZECH REPUBLIC

After 6 matches

Scoring Spike	No.	Name	Spikes	Faults	Shots	Total Attempts	Eff %
	1	KOPECKA SimonaS	6	-	12	18	33.33
	2	MICHALIKOVA MartinaOH	69	28	84	181	22.65
	3	SNELLYOVA VeronikaOP	11	4	23	38	18.42
	4	PESKOVA Veronika (L)	-	-	-	-	0.00
	5	SVOBODOVA EvaOH	39	26	60	125	10.40
	6	BARTOSOVA GabrielaMB	-	-	-	-	0.00
	7	ZEDNIKOVA MagdalenaOH	15	7	36	58	13.79
	8	SIMANOVA PavlinaMB	21	3	40	64	28.13
	9	NOVA LucieOH	6	7	20	33	
	10	KURKOVA MarieS	3	1	3	7	28.57
	11	VYKLICKA KlaraMB	21	7	27	55	25.45
	12	KALHOUSOVA LucieOP	37	21	74	132	12.12
Team Totals			228	104	379	711	17.44

Scoring Block	No.	Name	Kill Blocks	Faults	Rebounds	Total Attempts	Avg By Set
	1	KOPECKA SimonaS	2	4	19	25	0.09
	2	MICHALIKOVA MartinaOH	2	14	14	30	0.09
	3	SNELLYOVA VeronikaOP	-	4	4	8	0.00
	4	PESKOVA Veronika (L)	-	-	-	-	0.00
	5	SVOBODOVA EvaOH	7	5	15	27	0.30
	6	BARTOSOVA GabrielaMB	-	-	-	-	0.00
	7	ZEDNIKOVA MagdalenaOH	-	4	6	10	0.00
	8	SIMANOVA PavlinaMB	13	21	44	78	0.57
	9	NOVA LucieOH	2	1	1	4	0.09
	10	KURKOVA MarieS	-	2	2	4	0.00
	11	VYKLICKA KlaraMB	11	20	50	81	0.48
	12	KALHOUSOVA LucieOP	8	11	18	37	0.35
Team Totals			45	86	173	304	1.96

Scoring Service	No.	Name	Aces	Faults	Serve Hits	Total Attempts	Avg By Set
	1	KOPECKA SimonaS	3	6	45	54	0.13
	2	MICHALIKOVA MartinaOH	8	10	64	82	0.35
	3	SNELLYOVA VeronikaOP	-	2	12	14	0.00
	4	PESKOVA Veronika (L)	-	-	-	-	0.00
	5	SVOBODOVA EvaOH	-	13	17	30	0.00
	6	BARTOSOVA GabrielaMB	-	-	-	-	0.00
	7	ZEDNIKOVA MagdalenaOH	2	3	22	27	0.09
	8	SIMANOVA PavlinaMB	8	7	72	87	0.35
	9	NOVA LucieOH	-	3	5	8	0.00
	10	KURKOVA MarieS	-	2	6	8	0.00
	11	VYKLICKA KlaraMB	13	13	64	90	0.57
	12	KALHOUSOVA LucieOP	5	5	48	58	0.22
Team Totals			39	64	355	458	1.70

Team	Opponent Errors & Team Faults	142	44
------	-------------------------------	-----	----





CUMULATIVE STATISTICS BY SKILL


累計攻守統計數據

CZE - CZECH REPUBLIC

After 6 matches

Non-Scoring Dig	No.	Name	Digs	Faults	Receptions	Total Attempts	Avg By Set
	1	KOPECKA SimonaS	28	17	36	81	1.22
	2	MICHALIKOVA MartinaOH	38	15	44	97	1.65
	3	SNELLYOVA VeronikaOP	3	5	7	15	0.13
	4	PESKOVA Veronika (L)	75	37	47	159	3.26
	5	SVOBODOVA EvaOH	18	14	29	61	0.78
	6	BARTOSOVA GabrielaMB	-	-	-	-	0.00
	7	ZEDNIKOVA MagdalenaOH	13	16	16	45	0.57
	8	SIMANOVA PavlinaMB	28	12	14	54	1.22
	9	NOVA LucieOH	1	3	8	12	0.04
	10	KURKOVA MarieS	2	5	8	15	0.11
	11	VYKLICKA KlaraMB	11	12	20	43	0.48
	12	KALHOUSOVA LucieOP	35	10	38	83	1.52
Team Totals			252	146	267	665	10.96

Non-Scoring Set	No.	Name	Running Sets	Faults	Still Sets	Total Attempts	Avg By Set
	1	KOPECKA SimonaS	116	9	371	496	5.04
	2	MICHALIKOVA MartinaOH	-	-	19	19	0.00
	3	SNELLYOVA VeronikaOP	-	-	1	1	0.00
	4	PESKOVA Veronika (L)	2	-	55	57	0.09
	5	SVOBODOVA EvaOH	-	-	5	5	0.00
	6	BARTOSOVA GabrielaMB	-	-	-	-	0.00
	7	ZEDNIKOVA MagdalenaOH	-	-	1	1	0.00
	8	SIMANOVA PavlinaMB	3	-	10	13	0.13
	9	NOVA LucieOH	1	-	2	3	0.04
	10	KURKOVA MarieS	16	5	47	68	0.84
	11	VYKLICKA KlaraMB	1	1	23	25	0.04
	12	KALHOUSOVA LucieOP	-	-	7	7	0.00
Team Totals			139	15	541	695	6.04

Non-Scoring Reception	No.	Name	Excellents	Faults	Serve Receptions	Total Attempts	Succ %
	1	KOPECKA SimonaS	-	-	1	1	0.00
	2	MICHALIKOVA MartinaOH	50	8	77	135	37.04
	3	SNELLYOVA VeronikaOP	-	-	-	-	0.00
	4	PESKOVA Veronika (L)	58	10	77	145	40.00
	5	SVOBODOVA EvaOH	20	8	40	68	29.41
	6	BARTOSOVA GabrielaMB	-	-	-	-	0.00
	7	ZEDNIKOVA MagdalenaOH	14	15	48	77	18.18
	8	SIMANOVA PavlinaMB	-	1	-	1	0.00
	9	NOVA LucieOH	4	2	15	21	19.05
	10	KURKOVA MarieS	-	-	-	-	0.00
	11	VYKLICKA KlaraMB	-	1	1	2	0.00
	12	KALHOUSOVA LucieOP	-	1	-	1	0.00
Team Totals			146	46	259	451	32.37

Legend:

Avg	Average	Eff %	Efficiency	L	Libero Player
MB	Middle Blocker Player	OH	Outside Hitter	OP	Opposite Player
S	Setter Player	Succ %	Success %		





CUMULATIVE STATISTICS BY SKILL


累計攻守統計數據

FIN - FINLAND

After 6 matches

Scoring Spike	No.	Name	Spikes	Faults	Shots	Total Attempts	Eff %
	1	KOSKELO Roosa (L)	-	-	-	-	0.00
	2	PAANANEN IidaS	-	-	-	-	0.00
	4	KOSONEN NooraOH	27	14	67	108	12.04
	8	ALANKO KaisaS	2	1	8	11	9.09
	10	PIHLAJAMAKI LauraMB	6	3	14	23	13.04
	11	KARHU SallaOP	31	10	68	109	19.27
	12	KORHONEN PiiaOP	99	22	116	237	32.49
	13	HEIKKINIEMI RonjaOH	8	4	10	22	18.18
	14	LAACKONEN RoosaMB	32	4	35	71	39.44
	15	OEHRMAN DanielaMB	44	4	25	73	54.79
	18	PIESANEN LottaOH	1	2	3	6	
	20	MADSEN YasmineMB	-	-	-	-	0.00
	Team Totals		250	64	346	660	28.18

Scoring Block	No.	Name	Kill Blocks	Faults	Rebounds	Total Attempts	Avg By Set
	1	KOSKELO Roosa (L)	-	-	-	-	0.00
	2	PAANANEN IidaS	-	-	-	-	0.00
	4	KOSONEN NooraOH	6	5	18	29	0.30
	8	ALANKO KaisaS	3	10	28	41	0.15
	10	PIHLAJAMAKI LauraMB	4	8	15	27	0.20
	11	KARHU SallaOP	7	6	10	23	0.35
	12	KORHONEN PiiaOP	14	13	18	45	0.70
	13	HEIKKINIEMI RonjaOH	2	2	6	10	0.10
	14	LAACKONEN RoosaMB	22	32	39	93	1.10
	15	OEHRMAN DanielaMB	8	14	26	48	0.40
	18	PIESANEN LottaOH	-	1	-	1	0.00
	20	MADSEN YasmineMB	-	-	-	-	0.00
	Team Totals		66	91	160	317	3.30

Scoring Service	No.	Name	Aces	Faults	Serve Hits	Total Attempts	Avg By Set
	1	KOSKELO Roosa (L)	-	-	-	-	0.00
	2	PAANANEN IidaS	-	-	1	1	0.00
	4	KOSONEN NooraOH	4	4	69	77	0.20
	8	ALANKO KaisaS	7	2	75	84	0.35
	10	PIHLAJAMAKI LauraMB	5	4	23	32	0.25
	11	KARHU SallaOP	9	9	56	74	0.45
	12	KORHONEN PiiaOP	5	7	63	75	0.25
	13	HEIKKINIEMI RonjaOH	-	1	9	10	0.00
	14	LAACKONEN RoosaMB	7	7	54	68	0.35
	15	OEHRMAN DanielaMB	-	1	30	31	0.00
	18	PIESANEN LottaOH	-	-	-	-	0.00
	20	MADSEN YasmineMB	-	1	-	1	0.00
	Team Totals		37	36	380	453	1.85

Team	Opponent Errors & Team Faults	104	41
------	-------------------------------	-----	----





CUMULATIVE STATISTICS BY SKILL


累計攻守統計數據

FIN - FINLAND

After 6 matches

Non-Scoring Dig	No.	Name	Digs	Faults	Receptions	Total Attempts	Avg By Set
	1	KOSKELO Roosa (L)	49	28	39	116	2.45
	2	PAANANEN IidaS	2	2	-	4	0.10
	4	KOSONEN NooraOH	27	19	37	83	1.35
	8	ALANKO KaisaS	37	23	62	122	1.85
	10	PIHLAJAMAKI LauraMB	9	5	4	18	0.45
	11	KARHU SallaOP	32	15	38	85	1.60
	12	KORHONEN PiiaOP	36	26	36	98	1.80
	13	HEIKKINIEMI RonjaOH	4	3	4	11	0.20
	14	LAACKONEN RoosaMB	11	11	12	34	0.55
	15	OEHRMAN DanielaMB	4	5	13	22	0.20
	18	PIESANEN LottaOH	2	1	-	3	0.10
	20	MADSEN YasmineMB	-	-	-	-	0.00
Team Totals			213	138	245	596	10.65

Non-Scoring Set	No.	Name	Running Sets	Faults	Still Sets	Total Attempts	Avg By Set
	1	KOSKELO Roosa (L)	4	-	42	46	0.20
	2	PAANANEN IidaS	2	-	12	14	0.10
	4	KOSONEN NooraOH	-	-	18	18	0.00
	8	ALANKO KaisaS	169	4	342	515	8.45
	10	PIHLAJAMAKI LauraMB	-	-	2	2	0.00
	11	KARHU SallaOP	-	-	13	13	0.00
	12	KORHONEN PiiaOP	-	1	9	10	0.00
	13	HEIKKINIEMI RonjaOH	-	-	7	7	0.00
	14	LAACKONEN RoosaMB	-	-	6	6	0.00
	15	OEHRMAN DanielaMB	-	-	5	5	0.00
	18	PIESANEN LottaOH	-	-	-	-	0.00
	20	MADSEN YasmineMB	-	-	-	-	0.00
Team Totals			175	5	456	636	8.75

Non-Scoring Reception	No.	Name	Excellents	Faults	Serve Receptions	Total Attempts	Succ %
	1	KOSKELO Roosa (L)	26	2	30	58	44.83
	2	PAANANEN IidaS	-	-	-	-	0.00
	4	KOSONEN NooraOH	42	8	76	126	33.33
	8	ALANKO KaisaS	-	-	1	1	0.00
	10	PIHLAJAMAKI LauraMB	-	-	2	2	0.00
	11	KARHU SallaOP	50	12	80	142	35.21
	12	KORHONEN PiiaOP	-	-	-	-	0.00
	13	HEIKKINIEMI RonjaOH	10	4	26	40	25.00
	14	LAACKONEN RoosaMB	1	1	2	4	25.00
	15	OEHRMAN DanielaMB	-	-	-	-	0.00
	18	PIESANEN LottaOH	-	-	-	-	0.00
	20	MADSEN YasmineMB	-	-	-	-	0.00
Team Totals			129	27	217	373	34.58

Legend:			
Avg	Average	Eff %	Efficiency
MB	Middle Blocker Player	OH	Outside Hitter
S	Setter Player	Succ %	Success %
		L	Libero Player
		OP	Opposite Player



CUMULATIVE STATISTICS BY SKILL

累計攻守統計數據

FRA - FRANCE

After 6 matches

Scoring Spike	No.	Name	Spikes	Faults	Shots	Total Attempts	Eff %
	4	MAYER ChloëMB	-	-	-	-	0.00
	6	GARREAU DJE Marie-FranceMB	31	9	20	60	36.67
	7	DASCALU SilvanaMB	6	2	21	29	13.79
	8	GICQUEL LucilleOP	5	7	6	18	
	9	NDOYE OdetteOH	45	20	64	129	19.38
	11	MENET-HAURE LisaOH	-	-	-	-	0.00
	15	AMALRIC OrianeS	10	2	4	16	50.00
	16	FIDON JulietteOH	76	28	89	193	24.87
	17	DASCALU AlexandraOP	79	22	94	195	29.23
	19	STOJILJKOVIC NinaS	4	-	3	7	57.14
	22	ZONGO SafiatouOH	20	10	21	51	19.61
	Team Totals		276	100	322	698	25.21

Scoring Block	No.	Name	Kill Blocks	Faults	Rebounds	Total Attempts	Avg By Set
	4	MAYER ChloëMB	-	-	-	-	0.00
	6	GARREAU DJE Marie-FranceMB	25	16	26	67	1.09
	7	DASCALU SilvanaMB	17	14	44	75	0.74
	8	GICQUEL LucilleOP	6	2	8	16	0.26
	9	NDOYE OdetteOH	8	7	11	26	0.35
	11	MENET-HAURE LisaOH	-	-	-	-	0.00
	15	AMALRIC OrianeS	2	3	12	17	0.09
	16	FIDON JulietteOH	4	10	17	31	0.17
	17	DASCALU AlexandraOP	7	10	25	42	0.30
	19	STOJILJKOVIC NinaS	2	3	13	18	0.09
	22	ZONGO SafiatouOH	-	3	6	9	0.00
	Team Totals		71	68	162	301	3.09

Scoring Service	No.	Name	Aces	Faults	Serve Hits	Total Attempts	Avg By Set
	4	MAYER ChloëMB	-	1	4	5	0.00
	6	GARREAU DJE Marie-FranceMB	-	4	66	70	0.00
	7	DASCALU SilvanaMB	1	5	47	53	0.04
	8	GICQUEL LucilleOP	-	5	7	12	0.00
	9	NDOYE OdetteOH	5	3	59	67	0.22
	11	MENET-HAURE LisaOH	-	-	-	-	0.00
	15	AMALRIC OrianeS	8	6	40	54	0.35
	16	FIDON JulietteOH	11	4	89	104	0.48
	17	DASCALU AlexandraOP	13	18	55	86	0.57
	19	STOJILJKOVIC NinaS	1	1	22	24	0.04
	22	ZONGO SafiatouOH	2	2	19	23	0.09
	Team Totals		41	49	408	498	1.78

Team	Opponent Errors & Team Faults	111	29
------	-------------------------------	-----	----



CUMULATIVE STATISTICS BY SKILL

累計攻守統計數據

FRA - FRANCE

After 6 matches

Non-Scoring Dig	No.	Name	Digs	Faults	Receptions	Total Attempts	Avg By Set
	4	MAYER ChloëMB	-	1	-	1	0.00
	6	GARREAU DJE Marie-FranceMB	6	9	15	30	0.26
	7	DASCALU SilvanaMB	3	8	16	27	0.13
	8	GICQUEL LucilleOP	2	3	7	12	0.09
	9	NDOYE OdetteOH	27	19	42	88	1.17
	11	MENET-HAURE LisaOH	71	44	75	190	3.09
	15	AMALRIC OrianeS	17	17	32	66	0.74
	16	FIDON JulietteOH	25	37	48	110	1.09
	17	DASCALU AlexandraOP	34	24	55	113	1.48
	19	STOJILJKOVIC NinaS	9	10	20	39	0.39
	22	ZONGO SafiatouOH	10	7	23	40	0.43
	Team Totals		204	179	333	716	8.87

Non-Scoring Set	No.	Name	Running Sets	Faults	Still Sets	Total Attempts	Avg By Set
	4	MAYER ChloëMB	-	-	-	-	0.00
	6	GARREAU DJE Marie-FranceMB	3	-	12	15	0.13
	7	DASCALU SilvanaMB	-	-	4	4	0.00
	8	GICQUEL LucilleOP	-	-	-	-	0.00
	9	NDOYE OdetteOH	3	-	10	13	0.13
	11	MENET-HAURE LisaOH	11	1	36	48	0.48
	15	AMALRIC OrianeS	117	5	230	352	5.09
	16	FIDON JulietteOH	2	-	11	13	0.09
	17	DASCALU AlexandraOP	1	1	15	17	0.04
	19	STOJILJKOVIC NinaS	58	3	143	204	2.52
	22	ZONGO SafiatouOH	-	-	2	2	0.00
	Team Totals		195	10	463	668	8.48

Non-Scoring Reception	No.	Name	Excellents	Faults	Serve Receptions	Total Attempts	Succ %
	4	MAYER ChloëMB	-	-	-	-	0.00
	6	GARREAU DJE Marie-FranceMB	1	-	1	2	50.00
	7	DASCALU SilvanaMB	-	-	-	-	0.00
	8	GICQUEL LucilleOP	1	1	-	2	50.00
	9	NDOYE OdetteOH	37	10	66	113	32.74
	11	MENET-HAURE LisaOH	58	11	71	140	41.43
	15	AMALRIC OrianeS	1	-	-	1	100.00
	16	FIDON JulietteOH	44	11	61	116	37.93
	17	DASCALU AlexandraOP	-	1	3	4	0.00
	19	STOJILJKOVIC NinaS	-	1	2	3	0.00
	22	ZONGO SafiatouOH	9	6	46	61	14.75
	Team Totals		151	41	250	442	34.16

Legend:

Avg	Average	Eff %	Efficiency	MB	Middle Blocker Player
OH	Outside Hitter	OP	Opposite Player	S	Setter Player
Succ %	Success %				



CUMULATIVE STATISTICS BY SKILL

累計攻守統計數據

JPN - JAPAN

After 6 matches

Scoring Spike	No.	Name	Spikes	Faults	Shots	Total Attempts	Eff %
	1	ODA MomokaOH	7	6	9	22	4.55
	3	IMAMURA YukaOH	72	31	103	206	19.90
	4	MURANAGA NaoOH	9	2	18	29	24.14
	5	SHIBATA MikaS	9	-	21	30	30.00
	7	TSUKADA ShioriS	-	-	-	-	0.00
	9	KOJIMA Manami (L)	-	-	-	-	0.00
	11	YAMAUCHI MisakiOP	80	19	118	217	28.11
	12	INOUE ArisaOH	82	20	110	212	29.25
	14	SUGI AyakaMB	28	5	45	78	29.49
	15	MARUO HarukaOP	2	-	1	3	66.67
	17	NOJIMA KasumiMB	1	-	3	4	25.00
	18	YOKOTA MamiMB	13	6	18	37	18.92
	Team Totals		303	89	446	838	25.54

Scoring Block	No.	Name	Kill Blocks	Faults	Rebounds	Total Attempts	Avg By Set
	1	ODA MomokaOH	-	1	2	3	0.00
	3	IMAMURA YukaOH	4	9	22	35	0.19
	4	MURANAGA NaoOH	1	3	4	8	0.05
	5	SHIBATA MikaS	1	11	26	38	0.05
	7	TSUKADA ShioriS	-	1	-	1	0.00
	9	KOJIMA Manami (L)	-	-	-	-	0.00
	11	YAMAUCHI MisakiOP	7	6	45	58	0.33
	12	INOUE ArisaOH	5	6	33	44	0.24
	14	SUGI AyakaMB	11	17	39	67	0.52
	15	MARUO HarukaOP	-	-	1	1	0.00
	17	NOJIMA KasumiMB	1	-	2	3	0.05
	18	YOKOTA MamiMB	5	15	46	66	0.24
	Team Totals		35	69	220	324	1.67

Scoring Service	No.	Name	Aces	Faults	Serve Hits	Total Attempts	Avg By Set
	1	ODA MomokaOH	-	1	13	14	0.00
	3	IMAMURA YukaOH	2	8	60	70	0.10
	4	MURANAGA NaoOH	-	1	-	1	0.00
	5	SHIBATA MikaS	6	4	82	92	0.29
	7	TSUKADA ShioriS	1	2	24	27	0.05
	9	KOJIMA Manami (L)	-	-	-	-	0.00
	11	YAMAUCHI MisakiOP	3	4	53	60	0.14
	12	INOUE ArisaOH	3	7	72	82	0.14
	14	SUGI AyakaMB	4	2	57	63	0.19
	15	MARUO HarukaOP	1	3	12	16	0.05
	17	NOJIMA KasumiMB	-	-	3	3	0.00
	18	YOKOTA MamiMB	1	9	66	76	0.05
	Team Totals		21	41	442	504	1.00

Team	Opponent Errors & Team Faults	150	32
------	-------------------------------	-----	----





CUMULATIVE STATISTICS BY SKILL


累計攻守統計數據

JPN - JAPAN

After 6 matches

Non-Scoring Dig	No.	Name	Digs	Faults	Receptions	Total Attempts	Avg By Set
	1	ODA MomokaOH	3	-	4	7	0.14
	3	IMAMURA YukaOH	31	29	65	125	1.48
	4	MURANAGA NaoOH	4	-	12	16	0.19
	5	SHIBATA MikaS	52	17	74	143	2.48
	7	TSUKADA ShioriS	8	5	17	30	0.38
	9	KOJIMA Manami (L)	82	31	75	188	3.90
	11	YAMAUCHI MisakiOP	32	15	62	109	1.52
	12	INOUE ArisaOH	30	14	58	102	1.43
	14	SUGI AyakaMB	11	9	19	39	0.52
	15	MARUO HarukaOP	-	1	-	1	0.00
	17	NOJIMA KasumiMB	-	1	1	2	0.00
	18	YOKOTA MamiMB	13	10	16	39	0.62
	Team Totals		266	132	403	801	12.67

Non-Scoring Set	No.	Name	Running Sets	Faults	Still Sets	Total Attempts	Avg By Set
	1	ODA MomokaOH	-	-	1	1	0.00
	3	IMAMURA YukaOH	7	-	12	19	0.33
	4	MURANAGA NaoOH	-	-	2	2	0.00
	5	SHIBATA MikaS	133	1	399	533	6.33
	7	TSUKADA ShioriS	21	1	65	87	1.00
	9	KOJIMA Manami (L)	34	-	50	84	1.62
	11	YAMAUCHI MisakiOP	3	2	19	24	0.14
	12	INOUE ArisaOH	4	-	14	18	0.19
	14	SUGI AyakaMB	-	-	7	7	0.00
	15	MARUO HarukaOP	-	-	1	1	0.00
	17	NOJIMA KasumiMB	-	-	5	5	0.00
	18	YOKOTA MamiMB	2	-	16	18	0.10
	Team Totals		204	4	591	799	9.71

Non-Scoring Reception	No.	Name	Excellents	Faults	Serve Receptions	Total Attempts	Succ %
	1	ODA MomokaOH	1	2	7	10	10.00
	3	IMAMURA YukaOH	24	6	97	127	18.90
	4	MURANAGA NaoOH	1	-	8	9	11.11
	5	SHIBATA MikaS	1	-	2	3	33.33
	7	TSUKADA ShioriS	-	-	-	-	0.00
	9	KOJIMA Manami (L)	20	5	60	85	23.53
	11	YAMAUCHI MisakiOP	1	2	10	13	7.69
	12	INOUE ArisaOH	24	10	82	116	20.69
	14	SUGI AyakaMB	-	-	-	-	0.00
	15	MARUO HarukaOP	-	-	-	-	0.00
	17	NOJIMA KasumiMB	-	-	-	-	0.00
	18	YOKOTA MamiMB	-	-	2	2	0.00
	Team Totals		72	25	268	365	19.73

Legend:

Avg	Average	Eff %	Efficiency	L	Libero Player
MB	Middle Blocker Player	OH	Outside Hitter	OP	Opposite Player
S	Setter Player	Succ %	Success %		



CUMULATIVE STATISTICS BY SKILL

累計攻守統計數據

LAT - LATVIA

After 6 matches

Scoring Spike	No.	Name	Spikes	Faults	Shots	Total Attempts	Eff %
	2	MOROZOVA JelizavetaOH	31	32	87	150	
	3	TREIJA RutaOH	15	7	48	70	11.43
	4	STRAZDINA MaijaOH	7	4	22	33	9.09
	6	PASTARE Alise ElizabeteOP	15	12	54	81	3.70
	7	BRICE Marite (L)	-	-	-	-	0.00
	8	DOLOTOVA ElvitaS	2	2	19	23	0.00
	9	TETERE IevaMB	25	5	31	61	32.79
	10	HRAPANE TerezeMB	14	5	56	75	12.00
	11	LININA Linda (L)	-	-	-	-	0.00
	12	MIHELSONE KristaS	-	1	-	1	
	13	EMBREKTE AnnaOP	17	13	55	85	4.71
	17	DIKMANE ElizabeteOH	-	-	3	3	0.00
	Team Totals		126	81	375	582	7.73

Scoring Block	No.	Name	Kill Blocks	Faults	Rebounds	Total Attempts	Avg By Set
	2	MOROZOVA JelizavetaOH	2	6	17	25	0.11
	3	TREIJA RutaOH	-	5	15	20	0.00
	4	STRAZDINA MaijaOH	-	1	3	4	0.00
	6	PASTARE Alise ElizabeteOP	2	4	10	16	0.11
	7	BRICE Marite (L)	-	-	-	-	0.00
	8	DOLOTOVA ElvitaS	1	8	18	27	0.06
	9	TETERE IevaMB	13	13	30	56	0.72
	10	HRAPANE TerezeMB	7	9	28	44	0.39
	11	LININA Linda (L)	-	-	-	-	0.00
	12	MIHELSONE KristaS	-	2	6	8	0.00
	13	EMBREKTE AnnaOP	6	5	18	29	0.33
	17	DIKMANE ElizabeteOH	-	1	-	1	0.00
	Team Totals		31	54	145	230	1.72

Scoring Service	No.	Name	Aces	Faults	Serve Hits	Total Attempts	Avg By Set
	2	MOROZOVA JelizavetaOH	-	3	35	38	0.00
	3	TREIJA RutaOH	1	5	19	25	0.06
	4	STRAZDINA MaijaOH	-	3	12	15	0.00
	6	PASTARE Alise ElizabeteOP	3	2	33	38	0.17
	7	BRICE Marite (L)	-	-	-	-	0.00
	8	DOLOTOVA ElvitaS	1	1	49	51	0.06
	9	TETERE IevaMB	-	5	31	36	0.00
	10	HRAPANE TerezeMB	3	5	33	41	0.17
	11	LININA Linda (L)	-	-	-	-	0.00
	12	MIHELSONE KristaS	-	-	10	10	0.00
	13	EMBREKTE AnnaOP	2	5	21	28	0.11
	17	DIKMANE ElizabeteOH	3	1	9	13	0.17
	Team Totals		13	30	252	295	0.72

Team	Opponent Errors & Team Faults	120	99
------	-------------------------------	-----	----





CUMULATIVE STATISTICS BY SKILL


累計攻守統計數據

LAT - LATVIA

After 6 matches

Non-Scoring Dig	No.	Name	Digs	Faults	Receptions	Total Attempts	Avg By Set
	2	MOROZOVA JelizavetaOH	39	16	41	96	2.17
	3	TREIJA RutaOH	13	9	21	43	0.72
	4	STRAZDINA MaijaOH	8	7	13	28	0.44
	6	PASTARE Alise ElizabeteOP	30	14	32	76	1.67
	7	BRICE Marite (L)	9	8	11	28	0.50
	8	DOLOTOVA ElvitaS	33	17	33	83	1.83
	9	TETERE IevaMB	7	6	17	30	0.39
	10	HRAPANE TerezeMB	5	10	13	28	0.28
	11	LININA Linda (L)	36	30	33	99	2.00
	12	MIHELSONE KristaS	2	2	2	6	0.11
	13	EMBREKTE AnnaOP	12	13	9	34	0.67
	17	DIKMANE ElizabeteOH	3	-	3	6	0.17
	Team Totals		197	132	228	557	10.94

Non-Scoring Set	No.	Name	Running Sets	Faults	Still Sets	Total Attempts	Avg By Set
	2	MOROZOVA JelizavetaOH	-	1	15	16	0.00
	3	TREIJA RutaOH	-	-	8	8	0.00
	4	STRAZDINA MaijaOH	-	-	6	6	0.00
	6	PASTARE Alise ElizabeteOP	-	-	14	14	0.00
	7	BRICE Marite (L)	-	-	13	13	0.00
	8	DOLOTOVA ElvitaS	63	4	310	377	3.50
	9	TETERE IevaMB	-	-	7	7	0.00
	10	HRAPANE TerezeMB	-	1	4	5	0.00
	11	LININA Linda (L)	-	-	51	51	0.00
	12	MIHELSONE KristaS	1	2	67	70	0.06
	13	EMBREKTE AnnaOP	-	1	7	8	0.00
	17	DIKMANE ElizabeteOH	-	-	2	2	0.00
	Team Totals		64	9	504	577	3.56

Non-Scoring Reception	No.	Name	Excellents	Faults	Serve Receptions	Total Attempts	Succ %
	2	MOROZOVA JelizavetaOH	24	9	93	126	19.05
	3	TREIJA RutaOH	2	1	4	7	28.57
	4	STRAZDINA MaijaOH	4	3	22	29	13.79
	6	PASTARE Alise ElizabeteOP	38	10	72	120	31.67
	7	BRICE Marite (L)	2	2	21	25	8.00
	8	DOLOTOVA ElvitaS	-	-	-	-	0.00
	9	TETERE IevaMB	-	-	1	1	0.00
	10	HRAPANE TerezeMB	-	-	-	-	0.00
	11	LININA Linda (L)	22	4	37	63	34.92
	12	MIHELSONE KristaS	-	-	1	1	0.00
	13	EMBREKTE AnnaOP	-	-	3	3	0.00
	17	DIKMANE ElizabeteOH	-	-	2	2	0.00
	Team Totals		92	29	256	377	24.40


Legend:					
Avg	Average	Eff %	Efficiency	L	Libero Player
MB	Middle Blocker Player	OH	Outside Hitter	OP	Opposite Player
S	Setter Player	Succ %	Success %		


CUMULATIVE STATISTICS BY SKILL


累計攻守統計數據

MEX - MEXICO

After 6 matches

Scoring Spike	No.	Name	Spikes	Faults	Shots	Total Attempts	Eff %
	1	OCHOA LOYA BrendaMB	1	1	-	2	0.00
	2	GONZALEZ GUZMAN MitzyOP	-	-	-	-	0.00
	3	NIETO GOMEZ Ana GabrielaMB	5	3	20	28	7.14
	6	VARGAS GUEVARA JanethS	-	-	-	-	0.00
	7	SOLIS SHIMOKAWA Kaomi (L)	-	-	-	-	0.00
	8	CARRANZA CABRALES DulceOP	36	23	61	120	10.83
	9	SEGURA M. AlejandraOH	40	14	56	110	23.64
	10	RIVERO CHARLES VeraS	1	-	4	5	20.00
	11	ISIORDIA CARRILLO AlejandraOH	22	25	41	88	
	12	BANUELOS LOPEZ FernandaOP	25	26	41	92	
	13	HERRERA C. XitlaliMB	15	4	25	44	25.00
	14	RIOS GUEVARA ClaudiaOH	49	26	82	157	14.65
	Team Totals		194	122	330	646	11.15

Scoring Block	No.	Name	Kill Blocks	Faults	Rebounds	Total Attempts	Avg By Set
	1	OCHOA LOYA BrendaMB	-	-	-	-	0.00
	2	GONZALEZ GUZMAN MitzyOP	-	-	1	1	0.00
	3	NIETO GOMEZ Ana GabrielaMB	9	7	23	39	0.43
	6	VARGAS GUEVARA JanethS	-	1	5	6	0.00
	7	SOLIS SHIMOKAWA Kaomi (L)	-	-	-	-	0.00
	8	CARRANZA CABRALES DulceOP	5	13	22	40	0.24
	9	SEGURA M. AlejandraOH	4	5	7	16	0.19
	10	RIVERO CHARLES VeraS	-	6	12	18	0.00
	11	ISIORDIA CARRILLO AlejandraOH	2	6	5	13	0.10
	12	BANUELOS LOPEZ FernandaOP	5	6	8	19	0.24
	13	HERRERA C. XitlaliMB	6	28	48	82	0.29
	14	RIOS GUEVARA ClaudiaOH	1	8	10	19	0.05
	Team Totals		32	80	142	254	1.52

Scoring Service	No.	Name	Aces	Faults	Serve Hits	Total Attempts	Avg By Set
	1	OCHOA LOYA BrendaMB	-	1	4	5	0.00
	2	GONZALEZ GUZMAN MitzyOP	-	3	3	6	0.00
	3	NIETO GOMEZ Ana GabrielaMB	2	1	27	30	0.10
	6	VARGAS GUEVARA JanethS	-	2	12	14	0.00
	7	SOLIS SHIMOKAWA Kaomi (L)	-	-	-	-	0.00
	8	CARRANZA CABRALES DulceOP	5	8	37	50	0.24
	9	SEGURA M. AlejandraOH	8	6	26	40	0.38
	10	RIVERO CHARLES VeraS	4	4	48	56	0.19
	11	ISIORDIA CARRILLO AlejandraOH	7	9	21	37	0.33
	12	BANUELOS LOPEZ FernandaOP	3	1	32	36	0.14
	13	HERRERA C. XitlaliMB	2	2	61	65	0.10
	14	RIOS GUEVARA ClaudiaOH	3	1	45	49	0.14
	Team Totals		34	38	316	388	1.62

Team	Opponent Errors & Team Faults	122	87
------	-------------------------------	-----	----




CUMULATIVE STATISTICS BY SKILL


累計攻守統計數據

MEX - MEXICO

After 6 matches

Non-Scoring Dig	No.	Name	Digs	Faults	Receptions	Total Attempts	Avg By Set
	1	OCHOA LOYA BrendaMB	1	-	-	1	0.05
	2	GONZALEZ GUZMAN MitzyOP	1	2	2	5	0.05
	3	NIETO GOMEZ Ana GabrielaMB	7	9	11	27	0.33
	6	VARGAS GUEVARA JanethS	8	4	2	14	0.38
	7	SOLIS SHIMOKAWA Kaomi (L)	67	23	39	129	3.19
	8	CARRANZA CABRALES DulceOP	34	10	30	74	1.62
	9	SEGURA M. AlejandraOH	30	5	13	48	1.43
	10	RIVERO CHARLES VeraS	33	14	21	68	1.57
	11	ISIORDIA CARRILLO AlejandraOH	25	5	15	45	1.19
	12	BANUELOS LOPEZ FernandaOP	23	15	13	51	1.10
	13	HERRERA C. XitlaliMB	21	13	22	56	1.00
	14	RIOS GUEVARA ClaudiaOH	26	8	20	54	1.24
	Team Totals		276	108	188	572	13.14

Non-Scoring Set	No.	Name	Running Sets	Faults	Still Sets	Total Attempts	Avg By Set
	1	OCHOA LOYA BrendaMB	-	-	1	1	0.00
	2	GONZALEZ GUZMAN MitzyOP	-	-	-	-	0.00
	3	NIETO GOMEZ Ana GabrielaMB	-	1	22	23	0.00
	6	VARGAS GUEVARA JanethS	20	1	94	115	0.95
	7	SOLIS SHIMOKAWA Kaomi (L)	-	-	38	38	0.00
	8	CARRANZA CABRALES DulceOP	2	1	15	18	0.10
	9	SEGURA M. AlejandraOH	-	-	8	8	0.00
	10	RIVERO CHARLES VeraS	44	2	306	352	2.10
	11	ISIORDIA CARRILLO AlejandraOH	-	-	9	9	0.00
	12	BANUELOS LOPEZ FernandaOP	-	-	8	8	0.00
	13	HERRERA C. XitlaliMB	-	-	36	36	0.00
	14	RIOS GUEVARA ClaudiaOH	-	-	11	11	0.00
	Team Totals		66	5	548	619	3.14

Non-Scoring Reception	No.	Name	Excellents	Faults	Serve Receptions	Total Attempts	Succ %
	1	OCHOA LOYA BrendaMB	-	-	1	1	0.00
	2	GONZALEZ GUZMAN MitzyOP	-	-	-	-	0.00
	3	NIETO GOMEZ Ana GabrielaMB	-	-	-	-	0.00
	6	VARGAS GUEVARA JanethS	-	-	-	-	0.00
	7	SOLIS SHIMOKAWA Kaomi (L)	38	5	67	110	34.55
	8	CARRANZA CABRALES DulceOP	-	-	3	3	0.00
	9	SEGURA M. AlejandraOH	16	14	36	66	24.24
	10	RIVERO CHARLES VeraS	-	-	-	-	0.00
	11	ISIORDIA CARRILLO AlejandraOH	26	6	35	67	38.81
	12	BANUELOS LOPEZ FernandaOP	25	7	49	81	30.86
	13	HERRERA C. XitlaliMB	-	1	4	5	0.00
	14	RIOS GUEVARA ClaudiaOH	27	8	50	85	31.76
	Team Totals		132	41	245	418	31.58

Legend:

Avg	Average	Eff %	Efficiency	L	Libero Player
MB	Middle Blocker Player	OH	Outside Hitter	OP	Opposite Player
S	Setter Player	Succ %	Success %		





CUMULATIVE STATISTICS BY SKILL


累計攻守統計數據

RUS - RUSSIAN FEDERATION

After 6 matches

Scoring Spike	No.	Name	Spikes	Faults	Shots	Total Attempts	Eff %
	1	LAZARENKO AngelinaMB	39	6	23	68	48.53
	3	KROTKOVA NataliaOH	59	18	61	138	29.71
	4	KOTIKOVA AnnaOH	16	6	23	45	22.22
	5	PANKOVA AlinaOH	52	23	66	141	20.57
	6	KURNOSOVA Kristina (L)	-	-	-	-	0.00
	7	LYUBUSHKINA EkaterinaMB	14	3	17	34	32.35
	9	IURINSKAIA TatianaOH	3	-	2	5	60.00
	10	SERBINA SvetlanaS	5	-	6	11	45.45
	11	RUSSU ViktoriiaOH	8	5	6	19	15.79
	12	RYSEVA DariaS	-	-	1	1	0.00
	13	KOTOVA ElizavetaMB	8	4	8	20	20.00
	17	MALYKH NataliaOP	61	20	77	158	25.95
	Team Totals		265	85	290	640	28.13

Scoring Block	No.	Name	Kill Blocks	Faults	Rebounds	Total Attempts	Avg By Set
	1	LAZARENKO AngelinaMB	14	15	32	61	0.70
	3	KROTKOVA NataliaOH	9	4	13	26	0.45
	4	KOTIKOVA AnnaOH	1	2	11	14	0.05
	5	PANKOVA AlinaOH	10	7	16	33	0.50
	6	KURNOSOVA Kristina (L)	-	-	-	-	0.00
	7	LYUBUSHKINA EkaterinaMB	19	10	45	74	0.95
	9	IURINSKAIA TatianaOH	1	-	1	2	0.05
	10	SERBINA SvetlanaS	3	4	13	20	0.15
	11	RUSSU ViktoriiaOH	2	1	7	10	0.10
	12	RYSEVA DariaS	3	3	7	13	0.15
	13	KOTOVA ElizavetaMB	6	7	14	27	0.30
	17	MALYKH NataliaOP	7	5	18	30	0.35
	Team Totals		75	58	177	310	3.75

Scoring Service	No.	Name	Aces	Faults	Serve Hits	Total Attempts	Avg By Set
	1	LAZARENKO AngelinaMB	5	7	64	76	0.25
	3	KROTKOVA NataliaOH	5	3	57	65	0.25
	4	KOTIKOVA AnnaOH	3	2	10	15	0.15
	5	PANKOVA AlinaOH	4	2	63	69	0.20
	6	KURNOSOVA Kristina (L)	-	-	-	-	0.00
	7	LYUBUSHKINA EkaterinaMB	6	1	52	59	0.30
	9	IURINSKAIA TatianaOH	-	1	1	2	0.00
	10	SERBINA SvetlanaS	1	3	35	39	0.05
	11	RUSSU ViktoriiaOH	5	1	9	15	0.25
	12	RYSEVA DariaS	4	3	41	48	0.20
	13	KOTOVA ElizavetaMB	2	1	16	19	0.10
	17	MALYKH NataliaOP	6	3	64	73	0.30
	Team Totals		41	27	412	480	2.05

Team	Opponent Errors & Team Faults	107	10
------	-------------------------------	-----	----





CUMULATIVE STATISTICS BY SKILL


累計攻守統計數據

RUS - RUSSIAN FEDERATION

After 6 matches

Non-Scoring Dig	No.	Name	Digs	Faults	Receptions	Total Attempts	Avg By Set
	1	LAZARENKO AngelinaMB	9	9	9	27	0.45
	3	KROTKOVA NataliaOH	30	20	23	73	1.50
	4	KOTIKOVA AnnaOH	5	4	9	18	0.25
	5	PANKOVA AlinaOH	34	27	48	109	1.70
	6	KURNOSOVA Kristina (L)	73	44	43	160	3.65
	7	LYUBUSHKINA EkaterinaMB	15	6	14	35	0.75
	9	IURINSKAIA TatianaOH	5	-	2	7	0.25
	10	SERBINA SvetlanaS	16	20	15	51	0.80
	11	RUSSU ViktoriiaOH	4	1	3	8	0.20
	12	RYSEVA DariaS	11	8	12	31	0.55
	13	KOTOVA ElizavetaMB	1	3	8	12	0.05
	17	MALYKH NataliaOP	32	22	34	88	1.60
	Team Totals		235	164	220	619	11.75

Non-Scoring Set	No.	Name	Running Sets	Faults	Still Sets	Total Attempts	Avg By Set
	1	LAZARENKO AngelinaMB	1	-	4	5	0.05
	3	KROTKOVA NataliaOH	-	-	13	13	0.00
	4	KOTIKOVA AnnaOH	-	-	3	3	0.00
	5	PANKOVA AlinaOH	-	1	10	11	0.00
	6	KURNOSOVA Kristina (L)	12	-	30	42	0.60
	7	LYUBUSHKINA EkaterinaMB	-	1	8	9	0.00
	9	IURINSKAIA TatianaOH	-	-	-	-	0.00
	10	SERBINA SvetlanaS	93	3	196	292	4.65
	11	RUSSU ViktoriiaOH	1	-	3	4	0.05
	12	RYSEVA DariaS	57	4	172	233	2.85
	13	KOTOVA ElizavetaMB	-	-	1	1	0.00
	17	MALYKH NataliaOP	1	-	4	5	0.05
	Team Totals		165	9	444	618	8.25

Non-Scoring Reception	No.	Name	Excellents	Faults	Serve Receptions	Total Attempts	Succ %
	1	LAZARENKO AngelinaMB	-	-	-	-	0.00
	3	KROTKOVA NataliaOH	26	4	35	65	40.00
	4	KOTIKOVA AnnaOH	6	1	5	12	50.00
	5	PANKOVA AlinaOH	38	3	57	98	38.78
	6	KURNOSOVA Kristina (L)	74	10	82	166	44.58
	7	LYUBUSHKINA EkaterinaMB	-	1	-	1	0.00
	9	IURINSKAIA TatianaOH	1	-	1	2	50.00
	10	SERBINA SvetlanaS	-	-	-	-	0.00
	11	RUSSU ViktoriiaOH	4	3	5	12	33.33
	12	RYSEVA DariaS	-	-	2	2	0.00
	13	KOTOVA ElizavetaMB	-	1	1	2	0.00
	17	MALYKH NataliaOP	-	-	-	-	0.00
	Team Totals		149	23	188	360	41.39

Legend:

Avg	Average	Eff %	Efficiency	L	Libero Player
MB	Middle Blocker Player	OH	Outside Hitter	OP	Opposite Player
S	Setter Player	Succ %	Success %		



CUMULATIVE STATISTICS BY SKILL

累計攻守統計數據

SUI - SWITZERLAND

After 6 matches

Scoring Spike	No.	Name	Spikes	Faults	Shots	Total Attempts	Eff %
	1	WIDMER ZoraS	-	-	-	-	0.00
	2	KRONENBERG LindaOH	18	10	54	82	9.76
	4	SCHOTTROFF GabiMB	28	9	29	66	28.79
	5	HALTER MartinaMB	15	6	26	47	19.15
	8	STORCK Maja AlexandraOP	50	39	56	145	7.59
	9	DALLIARD Tabea (L)	-	-	-	-	0.00
	11	TROESCH SarahS	-	-	-	-	0.00
	12	LENGWEILER JulieOH	23	9	36	68	20.59
	14	KUENZLER LauraOH	84	26	76	186	31.18
	17	PIERRET MelineS	2	2	9	13	0.00
	19	DEPRATI Thays Vanessa (L)	-	-	-	-	0.00
	22	SULSER SamiraOP	1	5	6	12	
Team Totals			221	106	293	620	18.55

Scoring Block	No.	Name	Kill Blocks	Faults	Rebounds	Total Attempts	Avg By Set
	1	WIDMER ZoraS	-	-	-	-	0.00
	2	KRONENBERG LindaOH	1	7	8	16	0.05
	4	SCHOTTROFF GabiMB	19	20	40	79	0.86
	5	HALTER MartinaMB	12	13	32	57	0.55
	8	STORCK Maja AlexandraOP	8	9	22	39	0.36
	9	DALLIARD Tabea (L)	-	-	-	-	0.00
	11	TROESCH SarahS	-	-	-	-	0.00
	12	LENGWEILER JulieOH	2	1	7	10	0.09
	14	KUENZLER LauraOH	8	6	10	24	0.36
	17	PIERRET MelineS	3	9	18	30	0.14
	19	DEPRATI Thays Vanessa (L)	-	-	-	-	0.00
	22	SULSER SamiraOP	5	1	7	13	0.23
Team Totals			58	66	144	268	2.64

Scoring Service	No.	Name	Aces	Faults	Serve Hits	Total Attempts	Avg By Set
	1	WIDMER ZoraS	-	1	1	2	0.00
	2	KRONENBERG LindaOH	5	3	33	41	0.23
	4	SCHOTTROFF GabiMB	8	6	58	72	0.36
	5	HALTER MartinaMB	11	2	64	77	0.50
	8	STORCK Maja AlexandraOP	1	9	58	68	0.05
	9	DALLIARD Tabea (L)	-	-	-	-	0.00
	11	TROESCH SarahS	-	-	2	2	0.00
	12	LENGWEILER JulieOH	-	3	20	23	0.00
	14	KUENZLER LauraOH	9	7	82	98	0.41
	17	PIERRET MelineS	3	5	69	77	0.14
	19	DEPRATI Thays Vanessa (L)	-	-	-	-	0.00
	22	SULSER SamiraOP	4	3	5	12	0.18
Team Totals			41	39	392	472	1.86

Team	Opponent Errors & Team Faults	156	54
------	-------------------------------	-----	----





CUMULATIVE STATISTICS BY SKILL


累計攻守統計數據

SUI - SWITZERLAND

After 6 matches

Non-Scoring Dig	No.	Name	Digs	Faults	Receptions	Total Attempts	Avg By Set
	1	WIDMER ZoraS	-	-	1	1	0.00
	2	KRONENBERG LindaOH	30	13	22	65	1.36
	4	SCHOTTROFF GabiMB	16	9	12	37	0.73
	5	HALTER MartinaMB	21	4	12	37	0.95
	8	STORCK Maja AlexandraOP	35	19	37	91	1.59
	9	DALLIARD Tabea (L)	34	19	33	86	1.55
	11	TROESCH SarahS	1	-	4	5	0.05
	12	LENGWEILER JulieOH	11	9	21	41	0.50
	14	KUENZLER LauraOH	45	24	35	104	2.05
	17	PIERRET MelineS	36	12	38	86	1.64
	19	DEPRATI Thays Vanessa (L)	15	10	7	32	0.68
	22	SULSER SamiraOP	1	1	6	8	0.05
Team Totals			245	120	228	593	11.14

Non-Scoring Set	No.	Name	Running Sets	Faults	Still Sets	Total Attempts	Avg By Set
	1	WIDMER ZoraS	2	-	8	10	0.09
	2	KRONENBERG LindaOH	-	1	8	9	0.00
	4	SCHOTTROFF GabiMB	-	-	4	4	0.00
	5	HALTER MartinaMB	1	-	13	14	0.05
	8	STORCK Maja AlexandraOP	-	1	6	7	0.00
	9	DALLIARD Tabea (L)	-	-	39	39	0.00
	11	TROESCH SarahS	1	1	23	25	0.05
	12	LENGWEILER JulieOH	-	-	5	5	0.00
	14	KUENZLER LauraOH	1	-	16	17	0.05
	17	PIERRET MelineS	63	5	393	461	2.86
	19	DEPRATI Thays Vanessa (L)	1	-	16	17	0.05
	22	SULSER SamiraOP	-	-	1	1	0.00
Team Totals			69	8	532	609	3.14

Non-Scoring Reception	No.	Name	Excellents	Faults	Serve Receptions	Total Attempts	Succ %
	1	WIDMER ZoraS	-	-	-	-	0.00
	2	KRONENBERG LindaOH	28	4	43	75	37.33
	4	SCHOTTROFF GabiMB	-	-	1	1	0.00
	5	HALTER MartinaMB	-	1	2	3	0.00
	8	STORCK Maja AlexandraOP	-	-	1	1	0.00
	9	DALLIARD Tabea (L)	22	12	67	101	21.78
	11	TROESCH SarahS	-	1	1	2	0.00
	12	LENGWEILER JulieOH	7	5	28	40	17.50
	14	KUENZLER LauraOH	38	12	75	125	30.40
	17	PIERRET MelineS	-	-	2	2	0.00
	19	DEPRATI Thays Vanessa (L)	16	4	10	30	53.33
	22	SULSER SamiraOP	-	-	1	1	0.00
Team Totals			111	39	231	381	29.13

Legend:					
Avg	Average	Eff %	Efficiency	L	Libero Player
MB	Middle Blocker Player	OH	Outside Hitter	OP	Opposite Player
S	Setter Player	Succ %	Success %		



CUMULATIVE STATISTICS BY SKILL

累計攻守統計數據

THA - THAILAND

After 6 matches

Scoring Spike	No.	Name	Spikes	Faults	Shots	Total Attempts	Eff %
	2	SANITKLANG Yupa (L)	-	-	-	-	0.00
	3	SRITHONG WipaweeOH	78	33	150	261	17.24
	6	KAEPWIN KuttikaOH	25	10	43	78	19.23
	7	SITTISAD PatcharapornOH	26	16	48	90	11.11
	8	JARAT HathairatMB	19	6	36	61	21.31
	11	KRAUSE KarinaMB	18	5	27	50	26.00
	12	PHOMLA SorayaS	2	-	6	8	25.00
	13	SUPAMOOL RasameeOP	9	9	23	41	0.00
	14	CHUEWULIM SutadtaOH	8	4	23	35	11.43
	15	PRABNARONG MaliwanOP	34	19	52	105	14.29
	16	PANKAEW ParinyaS	-	1	3	4	
	17	NUANJAM WatchareeyaMB	48	10	45	103	36.89
	Team Totals		267	113	456	836	18.42

Scoring Block	No.	Name	Kill Blocks	Faults	Rebounds	Total Attempts	Avg By Set
	2	SANITKLANG Yupa (L)	-	-	-	-	0.00
	3	SRITHONG WipaweeOH	2	13	24	39	0.09
	6	KAEPWIN KuttikaOH	3	2	7	12	0.14
	7	SITTISAD PatcharapornOH	1	8	13	22	0.05
	8	JARAT HathairatMB	2	8	21	31	0.09
	11	KRAUSE KarinaMB	2	3	26	31	0.09
	12	PHOMLA SorayaS	3	5	32	40	0.14
	13	SUPAMOOL RasameeOP	1	3	7	11	0.05
	14	CHUEWULIM SutadtaOH	1	1	3	5	0.05
	15	PRABNARONG MaliwanOP	-	6	15	21	0.00
	16	PANKAEW ParinyaS	1	1	4	6	0.05
	17	NUANJAM WatchareeyaMB	6	16	32	54	0.27
	Team Totals		22	66	184	272	1.00

Scoring Service	No.	Name	Aces	Faults	Serve Hits	Total Attempts	Avg By Set
	2	SANITKLANG Yupa (L)	-	-	-	-	0.00
	3	SRITHONG WipaweeOH	3	6	62	71	0.14
	6	KAEPWIN KuttikaOH	-	3	29	32	0.00
	7	SITTISAD PatcharapornOH	3	6	34	43	0.14
	8	JARAT HathairatMB	5	4	43	52	0.23
	11	KRAUSE KarinaMB	1	5	20	26	0.05
	12	PHOMLA SorayaS	5	5	50	60	0.23
	13	SUPAMOOL RasameeOP	1	1	12	14	0.05
	14	CHUEWULIM SutadtaOH	2	-	10	12	0.09
	15	PRABNARONG MaliwanOP	4	5	52	61	0.18
	16	PANKAEW ParinyaS	-	1	21	22	0.00
	17	NUANJAM WatchareeyaMB	3	2	54	59	0.14
	Team Totals		27	38	387	452	1.23

Team	Opponent Errors & Team Faults	133	51
------	-------------------------------	-----	----





CUMULATIVE STATISTICS BY SKILL


累計攻守統計數據

THA - THAILAND

After 6 matches

Non-Scoring Dig	No.	Name	Digs	Faults	Receptions	Total Attempts	Avg By Set
	2	SANITKLANG Yupa (L)	74	44	79	197	3.36
	3	SRITHONG WipaweeOH	23	29	47	99	1.05
	6	KAEPIN KuttikaOH	13	9	26	48	0.59
	7	SITTISAD PatcharapornOH	23	15	25	63	1.05
	8	JARAT HathairatMB	9	6	16	31	0.41
	11	KRAUSE KarinaMB	2	3	12	17	0.09
	12	PHOMLA SorayaS	26	20	48	94	1.18
	13	SUPAMOOL RasameeOP	6	4	11	21	0.27
	14	CHUEWULIM SutadtaOH	6	5	14	25	0.27
	15	PRABNARONG MaliwanOP	24	21	49	94	1.09
	16	PANKAEW ParinyaS	7	7	14	28	0.32
	17	NUANJAM WatchareeyaMB	5	15	24	44	0.23
	Team Totals		218	178	365	761	9.91

Non-Scoring Set	No.	Name	Running Sets	Faults	Still Sets	Total Attempts	Avg By Set
	2	SANITKLANG Yupa (L)	4	-	56	60	0.18
	3	SRITHONG WipaweeOH	-	-	18	18	0.00
	6	KAEPIN KuttikaOH	1	-	19	20	0.05
	7	SITTISAD PatcharapornOH	1	1	12	14	0.05
	8	JARAT HathairatMB	1	-	4	5	0.05
	11	KRAUSE KarinaMB	-	1	1	2	0.00
	12	PHOMLA SorayaS	133	7	427	567	6.05
	13	SUPAMOOL RasameeOP	-	1	3	4	0.00
	14	CHUEWULIM SutadtaOH	-	-	2	2	0.00
	15	PRABNARONG MaliwanOP	4	1	18	23	0.18
	16	PANKAEW ParinyaS	20	-	74	94	0.91
	17	NUANJAM WatchareeyaMB	-	1	8	9	0.00
	Team Totals		164	12	642	818	7.45

Non-Scoring Reception	No.	Name	Excellents	Faults	Serve Receptions	Total Attempts	Succ %
	2	SANITKLANG Yupa (L)	56	7	68	131	42.75
	3	SRITHONG WipaweeOH	19	4	34	57	33.33
	6	KAEPIN KuttikaOH	6	3	12	21	28.57
	7	SITTISAD PatcharapornOH	26	7	53	86	30.23
	8	JARAT HathairatMB	-	-	3	3	0.00
	11	KRAUSE KarinaMB	-	-	1	1	0.00
	12	PHOMLA SorayaS	2	-	-	2	100.00
	13	SUPAMOOL RasameeOP	5	-	12	17	29.41
	14	CHUEWULIM SutadtaOH	8	1	22	31	25.81
	15	PRABNARONG MaliwanOP	26	3	52	81	32.10
	16	PANKAEW ParinyaS	-	-	1	1	0.00
	17	NUANJAM WatchareeyaMB	3	2	7	12	25.00
	Team Totals		151	27	265	443	34.09

Legend:

Avg	Average	Eff %	Efficiency	L	Libero Player
MB	Middle Blocker Player	OH	Outside Hitter	OP	Opposite Player
S	Setter Player	Succ %	Success %		



CUMULATIVE STATISTICS BY SKILL

累計攻守統計數據

TPE - CHINESE TAIPEI

After 6 matches

Scoring Spike	No.	Name	Spikes	Faults	Shots	Total Attempts	Eff %
	2	LIN Shu-HoS	2	1	4	7	14.29
	3	HSIAO Hsiang-LingOH	23	8	55	86	17.44
	5	CHEN Yi-JuMB	24	5	40	69	27.54
	6	YANG Yi-ChenS	2	-	2	4	50.00
	7	TSENG Wan-LingMB	40	9	45	94	32.98
	9	CHANG Li-YunOH	24	16	45	85	9.41
	11	CHEN Wan-TingOP	19	10	38	67	13.43
	12	YANG Meng-Hua (L)	-	-	-	-	0.00
	13	WEN I-TzuMB	6	3	9	18	16.67
	15	LEE Tzu-YingOH	21	9	38	68	17.65
	16	CHEN Tzu-YaOH	49	15	77	141	24.11
	19	WU Wei-HuaOP	47	25	70	142	15.49
	Team Totals		257	101	423	781	19.97

Scoring Block	No.	Name	Kill Blocks	Faults	Rebounds	Total Attempts	Avg By Set
	2	LIN Shu-HoS	2	-	5	7	0.10
	3	HSIAO Hsiang-LingOH	3	2	9	14	0.14
	5	CHEN Yi-JuMB	9	8	28	45	0.43
	6	YANG Yi-ChenS	2	8	20	30	0.10
	7	TSENG Wan-LingMB	8	11	41	60	0.38
	9	CHANG Li-YunOH	2	6	19	27	0.10
	11	CHEN Wan-TingOP	1	4	11	16	0.05
	12	YANG Meng-Hua (L)	-	-	-	-	0.00
	13	WEN I-TzuMB	1	1	16	18	0.05
	15	LEE Tzu-YingOH	2	3	14	19	0.10
	16	CHEN Tzu-YaOH	3	5	12	20	0.14
	19	WU Wei-HuaOP	1	6	30	37	0.05
	Team Totals		34	54	205	293	1.62

Scoring Service	No.	Name	Aces	Faults	Serve Hits	Total Attempts	Avg By Set
	2	LIN Shu-HoS	2	-	17	19	0.10
	3	HSIAO Hsiang-LingOH	4	-	40	44	0.19
	5	CHEN Yi-JuMB	5	2	66	73	0.24
	6	YANG Yi-ChenS	2	7	35	44	0.10
	7	TSENG Wan-LingMB	4	4	54	62	0.19
	9	CHANG Li-YunOH	2	5	41	48	0.10
	11	CHEN Wan-TingOP	3	5	27	35	0.14
	12	YANG Meng-Hua (L)	-	-	-	-	0.00
	13	WEN I-TzuMB	1	2	18	21	0.05
	15	LEE Tzu-YingOH	1	2	20	23	0.05
	16	CHEN Tzu-YaOH	1	1	50	52	0.05
	19	WU Wei-HuaOP	3	5	38	46	0.14
	Team Totals		28	33	406	467	1.33

Team	Opponent Errors & Team Faults	153	
------	-------------------------------	-----	--





CUMULATIVE STATISTICS BY SKILL


累計攻守統計數據

TPE - CHINESE TAIPEI

After 6 matches

Non-Scoring Dig	No.	Name	Digs	Faults	Receptions	Total Attempts	Avg By Set
	2	LIN Shu-HoS	7	13	9	29	0.33
	3	HSIAO Hsiang-LingOH	19	11	26	56	0.90
	5	CHEN Yi-JuMB	11	10	14	35	0.52
	6	YANG Yi-ChenS	28	27	45	100	1.33
	7	TSENG Wan-LingMB	13	9	18	40	0.62
	9	CHANG Li-YunOH	22	10	21	53	1.05
	11	CHEN Wan-TingOP	9	9	20	38	0.43
	12	YANG Meng-Hua (L)	74	47	80	201	3.52
	13	WEN I-TzuMB	4	7	3	14	0.19
	15	LEE Tzu-YingOH	8	11	11	30	0.38
	16	CHEN Tzu-YaOH	14	17	25	56	0.67
	19	WU Wei-HuaOP	26	20	37	83	1.24
	Team Totals		235	191	309	735	11.19

Non-Scoring Set	No.	Name	Running Sets	Faults	Still Sets	Total Attempts	Avg By Set
	2	LIN Shu-HoS	33	2	108	143	1.57
	3	HSIAO Hsiang-LingOH	1	2	3	6	0.05
	5	CHEN Yi-JuMB	5	1	10	16	0.24
	6	YANG Yi-ChenS	149	8	307	464	7.10
	7	TSENG Wan-LingMB	3	1	16	20	0.14
	9	CHANG Li-YunOH	6	1	8	15	0.29
	11	CHEN Wan-TingOP	1	-	-	1	0.05
	12	YANG Meng-Hua (L)	28	-	37	65	1.33
	13	WEN I-TzuMB	3	-	5	8	0.14
	15	LEE Tzu-YingOH	-	-	6	6	0.00
	16	CHEN Tzu-YaOH	1	-	7	8	0.05
	19	WU Wei-HuaOP	5	1	6	12	0.24
	Team Totals		235	16	513	764	11.19

Non-Scoring Reception	No.	Name	Excellents	Faults	Serve Receptions	Total Attempts	Succ %
	2	LIN Shu-HoS	-	-	1	1	0.00
	3	HSIAO Hsiang-LingOH	19	-	31	50	38.00
	5	CHEN Yi-JuMB	1	-	-	1	100.00
	6	YANG Yi-ChenS	-	-	-	-	0.00
	7	TSENG Wan-LingMB	-	-	-	-	0.00
	9	CHANG Li-YunOH	19	3	38	60	31.67
	11	CHEN Wan-TingOP	1	-	-	1	100.00
	12	YANG Meng-Hua (L)	38	12	70	120	31.67
	13	WEN I-TzuMB	-	-	-	-	0.00
	15	LEE Tzu-YingOH	11	2	30	43	25.58
	16	CHEN Tzu-YaOH	16	2	40	58	27.59
	19	WU Wei-HuaOP	14	4	20	38	36.84
	Team Totals		119	23	230	372	31.99

Legend:

Avg	Average	Eff %	Efficiency	L	Libero Player
MB	Middle Blocker Player	OH	Outside Hitter	OP	Opposite Player
S	Setter Player	Succ %	Success %		



CUMULATIVE STATISTICS BY SKILL

累計攻守統計數據

UKR - UKRAINE

After 6 matches

Scoring Spike	No.	Name	Spikes	Faults	Shots	Total Attempts	Eff %
	1	DUDNYK KaterynaOH	33	19	49	101	13.86
	2	DEHTIAROVA MarynaS	10	1	5	16	56.25
	3	DROZD DariaMB	35	12	22	69	33.33
	4	KARPETS DianaMB	32	11	21	64	32.81
	5	SILCHENKOVA KaterynaOH	31	12	52	95	20.00
	6	NIEMTSEVA Krystyna (L)	-	-	-	-	0.00
	7	YATSKIV TetianaMB	1	-	3	4	25.00
	8	CHERNUKHA AnastasiiaOH	79	34	72	185	24.32
	9	BOYKO YuliyaOH	1	-	1	2	50.00
	10	KYRYCHENKO HannaOH	42	14	53	109	25.69
	12	YEFREMENKO AnnaOP	3	-	6	9	33.33
	18	NAPALKOVA OlenaS	1	1	2	4	0.00
	Team Totals		268	104	286	658	24.92

Scoring Block	No.	Name	Kill Blocks	Faults	Rebounds	Total Attempts	Avg By Set
	1	DUDNYK KaterynaOH	4	8	9	21	0.17
	2	DEHTIAROVA MarynaS	12	7	18	37	0.52
	3	DROZD DariaMB	15	12	26	53	0.65
	4	KARPETS DianaMB	26	21	53	100	1.13
	5	SILCHENKOVA KaterynaOH	6	5	17	28	0.26
	6	NIEMTSEVA Krystyna (L)	-	-	-	-	0.00
	7	YATSKIV TetianaMB	3	1	-	4	0.13
	8	CHERNUKHA AnastasiiaOH	19	9	21	49	0.83
	9	BOYKO YuliyaOH	1	-	1	2	0.04
	10	KYRYCHENKO HannaOH	7	9	16	32	0.30
	12	YEFREMENKO AnnaOP	-	1	1	2	0.00
	18	NAPALKOVA OlenaS	2	3	4	9	0.09
	Team Totals		95	76	166	337	4.13

Scoring Service	No.	Name	Aces	Faults	Serve Hits	Total Attempts	Avg By Set
	1	DUDNYK KaterynaOH	2	3	52	57	0.09
	2	DEHTIAROVA MarynaS	9	2	97	108	0.39
	3	DROZD DariaMB	2	2	59	63	0.09
	4	KARPETS DianaMB	5	13	58	76	0.22
	5	SILCHENKOVA KaterynaOH	2	4	33	39	0.09
	6	NIEMTSEVA Krystyna (L)	-	-	-	-	0.00
	7	YATSKIV TetianaMB	1	-	3	4	0.04
	8	CHERNUKHA AnastasiiaOH	10	14	72	96	0.43
	9	BOYKO YuliyaOH	-	-	-	-	0.00
	10	KYRYCHENKO HannaOH	5	9	50	64	0.22
	12	YEFREMENKO AnnaOP	1	-	2	3	0.04
	18	NAPALKOVA OlenaS	-	1	9	10	0.00
	Team Totals		37	48	435	520	1.61

Team	Opponent Errors & Team Faults	124	24
------	-------------------------------	-----	----





CUMULATIVE STATISTICS BY SKILL


累計攻守統計數據

UKR - UKRAINE

After 6 matches

Non-Scoring Dig	No.	Name	Digs	Faults	Receptions	Total Attempts	Avg By Set
	1	DUDNYK KaterynaOH	16	24	21	61	0.70
	2	DEHTIAROVA MarynaS	35	20	45	100	1.52
	3	DROZD DariaMB	8	6	20	34	0.35
	4	KARPETS DianaMB	11	8	21	40	0.48
	5	SILCHENKOVA KaterynaOH	16	16	15	47	0.70
	6	NIEMTSEVA Krystyna (L)	69	38	46	153	3.00
	7	YATSKIV TetianaMB	1	-	3	4	0.04
	8	CHERNUKHA AnastasiiaOH	34	26	35	95	1.48
	9	BOYKO YuliyaOH	-	-	-	-	0.00
	10	KYRYCHENKO HannaOH	17	16	40	73	0.74
	12	YEFREMENKO AnnaOP	3	2	3	8	0.13
	18	NAPALKOVA OlenaS	2	6	9	17	0.09
	Team Totals		212	162	258	632	9.22

Non-Scoring Set	No.	Name	Running Sets	Faults	Still Sets	Total Attempts	Avg By Set
	1	DUDNYK KaterynaOH	-	-	8	8	0.00
	2	DEHTIAROVA MarynaS	120	7	304	431	5.22
	3	DROZD DariaMB	2	-	21	23	0.09
	4	KARPETS DianaMB	2	-	16	18	0.09
	5	SILCHENKOVA KaterynaOH	-	-	7	7	0.00
	6	NIEMTSEVA Krystyna (L)	8	-	38	46	0.35
	7	YATSKIV TetianaMB	-	-	-	-	0.00
	8	CHERNUKHA AnastasiiaOH	-	-	10	10	0.00
	9	BOYKO YuliyaOH	-	-	-	-	0.00
	10	KYRYCHENKO HannaOH	1	-	9	10	0.04
	12	YEFREMENKO AnnaOP	-	-	-	-	0.00
	18	NAPALKOVA OlenaS	13	1	63	77	0.57
	Team Totals		146	8	476	630	6.35

Non-Scoring Reception	No.	Name	Excellents	Faults	Serve Receptions	Total Attempts	Succ %
	1	DUDNYK KaterynaOH	35	15	54	104	33.65
	2	DEHTIAROVA MarynaS	-	1	-	1	0.00
	3	DROZD DariaMB	6	-	2	8	75.00
	4	KARPETS DianaMB	5	-	2	7	71.43
	5	SILCHENKOVA KaterynaOH	28	7	41	76	36.84
	6	NIEMTSEVA Krystyna (L)	38	5	45	88	43.18
	7	YATSKIV TetianaMB	-	-	-	-	0.00
	8	CHERNUKHA AnastasiiaOH	-	-	4	4	0.00
	9	BOYKO YuliyaOH	1	-	1	2	50.00
	10	KYRYCHENKO HannaOH	45	17	81	143	31.47
	12	YEFREMENKO AnnaOP	-	-	-	-	0.00
	18	NAPALKOVA OlenaS	-	-	-	-	0.00
	Team Totals		158	45	230	433	36.49

Legend:

Avg	Average	Eff %	Efficiency	L	Libero Player
MB	Middle Blocker Player	OH	Outside Hitter	OP	Opposite Player
S	Setter Player	Succ %	Success %		





CUMULATIVE STATISTICS BY SKILL


累計攻守統計數據

USA - UNITED STATES of AMERICA

After 6 matches

Scoring Spike	No.	Name	Spikes	Faults	Shots	Total Attempts	Eff %
	1	GARDA Madeline Marie (L)	-	-	-	-	0.00
	2	HARBIN Danielle LexesOP	23	19	43	85	4.71
	3	SPEAKS Margaret VirginS	1	1	12	14	0.00
	4	JEFFERY Valerie NicoleS	2	2	1	5	0.00
	5	MC DONALD Jazzmine MarieMB	14	1	9	24	54.17
	6	MARIANI Ashley NicholeOH	-	3	3	6	
	7	WIMBUSH Imani NailahOP	-	1	1	2	
	8	HORTON Katie AnnOP	17	4	50	71	18.31
	9	VAN GUNST Teegan MortonOH	38	13	78	129	19.38
	10	RIVERS Krystal DeniseMB	122	38	107	267	31.46
	11	JORDAN Jenelle AndreaMB	21	15	43	79	7.59
	12	TUCKER Jordan MichelleMB	34	4	47	85	35.29
Team Totals			272	101	394	767	22.29

Scoring Block	No.	Name	Kill Blocks	Faults	Rebounds	Total Attempts	Avg By Set
	1	GARDA Madeline Marie (L)	-	-	-	-	0.00
	2	HARBIN Danielle LexesOP	6	8	18	32	0.24
	3	SPEAKS Margaret VirginS	2	3	19	24	0.08
	4	JEFFERY Valerie NicoleS	-	13	7	20	0.00
	5	MC DONALD Jazzmine MarieMB	3	8	7	18	0.12
	6	MARIANI Ashley NicholeOH	-	1	2	3	0.00
	7	WIMBUSH Imani NailahOP	-	-	1	1	0.00
	8	HORTON Katie AnnOP	7	4	6	17	0.28
	9	VAN GUNST Teegan MortonOH	7	10	23	40	0.28
	10	RIVERS Krystal DeniseMB	12	19	17	48	0.48
	11	JORDAN Jenelle AndreaMB	13	19	33	65	0.52
	12	TUCKER Jordan MichelleMB	11	13	48	72	0.44
Team Totals			61	98	181	340	2.44

Scoring Service	No.	Name	Aces	Faults	Serve Hits	Total Attempts	Avg By Set
	1	GARDA Madeline Marie (L)	-	-	-	-	0.00
	2	HARBIN Danielle LexesOP	7	4	49	60	0.28
	3	SPEAKS Margaret VirginS	-	2	27	29	0.00
	4	JEFFERY Valerie NicoleS	-	4	22	26	0.00
	5	MC DONALD Jazzmine MarieMB	-	1	2	3	0.00
	6	MARIANI Ashley NicholeOH	-	-	4	4	0.00
	7	WIMBUSH Imani NailahOP	-	-	2	2	0.00
	8	HORTON Katie AnnOP	3	2	32	37	0.12
	9	VAN GUNST Teegan MortonOH	4	5	82	91	0.16
	10	RIVERS Krystal DeniseMB	7	21	64	92	0.28
	11	JORDAN Jenelle AndreaMB	3	2	93	98	0.12
	12	TUCKER Jordan MichelleMB	3	-	71	74	0.12
Team Totals			27	41	448	516	1.08

Team	Opponent Errors & Team Faults	158	67
------	-------------------------------	-----	----





CUMULATIVE STATISTICS BY SKILL


累計攻守統計數據

USA - UNITED STATES of AMERICA

After 6 matches

Non-Scoring Dig	No.	Name	Digs	Faults	Receptions	Total Attempts	Avg By Set
	1	GARDA Madeline Marie (L)	79	29	62	170	3.16
	2	HARBIN Danielle LexesOP	10	6	22	38	0.40
	3	SPEAKS Margaret VirginS	5	17	28	50	0.20
	4	JEFFERY Valerie NicoleS	10	10	26	46	0.40
	5	MC DONALD Jazzmine MarieMB	1	2	2	5	0.04
	6	MARIANI Ashley NicholeOH	3	1	-	4	0.12
	7	WIMBUSH Imani NailahOP	1	-	3	4	0.04
	8	HORTON Katie AnnOP	22	24	39	85	0.88
	9	VAN GUNST Teegan MortonOH	41	20	63	124	1.64
	10	RIVERS Krystal DeniseMB	43	30	65	138	1.72
	11	JORDAN Jenelle AndreaMB	6	10	20	36	0.24
	12	TUCKER Jordan MichelleMB	21	4	29	54	0.84
Team Totals			242	153	359	754	9.68

Non-Scoring Set	No.	Name	Running Sets	Faults	Still Sets	Total Attempts	Avg By Set
	1	GARDA Madeline Marie (L)	-	-	49	49	0.00
	2	HARBIN Danielle LexesOP	-	-	13	13	0.00
	3	SPEAKS Margaret VirginS	25	3	264	292	1.00
	4	JEFFERY Valerie NicoleS	20	1	236	257	0.80
	5	MC DONALD Jazzmine MarieMB	-	-	2	2	0.00
	6	MARIANI Ashley NicholeOH	-	-	-	-	0.00
	7	WIMBUSH Imani NailahOP	-	-	-	-	0.00
	8	HORTON Katie AnnOP	-	-	9	9	0.00
	9	VAN GUNST Teegan MortonOH	2	2	100	104	0.08
	10	RIVERS Krystal DeniseMB	-	-	8	8	0.00
	11	JORDAN Jenelle AndreaMB	-	-	6	6	0.00
	12	TUCKER Jordan MichelleMB	-	-	18	18	0.00
Team Totals			47	6	705	758	1.88

Non-Scoring Reception	No.	Name	Excellents	Faults	Serve Receptions	Total Attempts	Succ %
	1	GARDA Madeline Marie (L)	19	12	82	113	16.81
	2	HARBIN Danielle LexesOP	8	9	45	62	12.90
	3	SPEAKS Margaret VirginS	-	1	-	1	0.00
	4	JEFFERY Valerie NicoleS	-	-	1	1	0.00
	5	MC DONALD Jazzmine MarieMB	-	-	3	3	0.00
	6	MARIANI Ashley NicholeOH	-	-	1	1	0.00
	7	WIMBUSH Imani NailahOP	-	-	-	-	0.00
	8	HORTON Katie AnnOP	29	8	62	99	29.29
	9	VAN GUNST Teegan MortonOH	32	15	131	178	17.98
	10	RIVERS Krystal DeniseMB	-	-	1	1	0.00
	11	JORDAN Jenelle AndreaMB	-	-	-	-	0.00
	12	TUCKER Jordan MichelleMB	2	-	3	5	40.00
Team Totals			90	45	329	464	19.40

Legend:

Avg	Average	Eff %	Efficiency	L	Libero Player
MB	Middle Blocker Player	OH	Outside Hitter	OP	Opposite Player
S	Setter Player	Succ %	Success %		


RESULTS TABLE-PRELIMINARY ROUND [P4] As of 23 AUG 2017

比賽結果 - 分組預賽

P4

Pool A				Points per Set					Total Points	Match Duration	Spectators
Match	Date	Teams	Sets	1	2	3	4	5			
1	21 AUG 2017	FRA vs TPE	0-3	23-25	17-25	18-25			58-75	1h25m	3,500
2	21 AUG 2017	COL vs CZE	1-3	25-23	21-25	11-25	23-25		80-98	2h00m	400
9	22 AUG 2017	TPE vs CZE	3-1	25-15	21-25	25-17	25-19		96-76	1h56m	3,473
10	22 AUG 2017	FRA vs COL	3-0	25-11	25-19	25-20			75-50	1h14m	700
17	23 AUG 2017	COL vs TPE	0-3	15-25	16-25	14-25			45-75	1h12m	4,128
18	23 AUG 2017	CZE vs FRA	0-3	14-25	10-25	23-25			47-75	1h20m	800

Pool B				Points per Set					Total Points	Match Duration	Spectators
Match	Date	Teams	Sets	1	2	3	4	5			
3	21 AUG 2017	ARG vs UKR	0-3	13-25	20-25	10-25			43-75	1h14m	2,500
4	21 AUG 2017	SUI vs CAN	3-1	22-25	25-15	25-20	25-12		97-72	1h39m	300
11	22 AUG 2017	UKR vs CAN	3-1	25-19	25-18	22-25	25-20		97-82	1h53m	900
12	22 AUG 2017	ARG vs SUI	3-2	14-25	25-9	25-18	24-26	15-8	103-86	1h58m	3,000
19	23 AUG 2017	SUI vs UKR	1-3	25-18	25-27	18-25	23-25		91-95	1h45m	1,000
20	23 AUG 2017	CAN vs ARG	1-3	22-25	27-25	16-25	17-25		82-100	1h47m	2,000

Statistics of	Average match duration	Average spectators	Total spectators
Preliminary Round	1h29m	1,369	32,871

Pool A																	
Rank	Team	Points	Matches			Results Details						Sets			Points		
			Played	Won	Lost	3-0	3-1	3-2	2-3	1-3	0-3	Won	Lost	Ratio	Won	Lost	Ratio
1	TPE	9	3	3	0	2	1					9	1	9.000	246	179	1.374
2	FRA	6	3	2	1	2					1	6	3	2.000	208	172	1.209
3	CZE	3	3	1	2		1			1	1	4	7	0.572	221	251	0.881
4	COL	0	3	0	3					1	2	1	9	0.111	175	248	0.706

Pool B																	
Rank	Team	Points	Matches			Results Details						Sets			Points		
			Played	Won	Lost	3-0	3-1	3-2	2-3	1-3	0-3	Won	Lost	Ratio	Won	Lost	Ratio
1	UKR	9	3	3	0	1	2					9	2	4.500	267	216	1.236
2	ARG	5	3	2	1		1	1			1	6	6	1.000	246	243	1.012
3	SUI	4	3	1	2				1	1		6	7	0.857	274	270	1.015
4	CAN	0	3	0	3					3		3	9	0.333	236	294	0.803


RESULTS TABLE-PRELIMINARY ROUND [P4] As of 23 AUG 2017

比賽結果 - 分組預賽

P4

Pool C				Points per Set					Total Points	Match Duration	Spectators
Match	Date	Teams	Sets	1	2	3	4	5			
5	21 AUG 2017	JPN vs USA	3-0	25-22	25-8	25-16			75-46	1h16m	750
6	21 AUG 2017	THA vs LAT	3-0	25-17	25-13	25-12			75-42	1h10m	620
13	22 AUG 2017	USA vs LAT	3-0	25-14	25-22	25-6			75-42	1h13m	650
14	22 AUG 2017	JPN vs THA	3-0	25-16	25-18	25-23			75-57	1h19m	700
21	23 AUG 2017	THA vs USA	3-2	25-23	25-23	26-28	17-25	15-10	108-109	2h20m	2,150
22	23 AUG 2017	LAT vs JPN	0-3	14-25	10-25	16-25			40-75	1h08m	500

Pool D				Points per Set					Total Points	Match Duration	Spectators
Match	Date	Teams	Sets	1	2	3	4	5			
7	21 AUG 2017	BRA vs FIN	0-3	21-25	19-25	16-25			56-75	1h16m	600
8	21 AUG 2017	MEX vs RUS	0-3	20-25	9-25	15-25			44-75	1h12m	400
15	22 AUG 2017	FIN vs RUS	0-3	19-25	14-25	21-25			54-75	1h20m	600
16	22 AUG 2017	BRA vs MEX	3-0	25-21	25-11	25-16			75-48	1h15m	600
23	23 AUG 2017	MEX vs FIN	0-3	18-25	19-25	14-25			51-75	1h14m	400
24	23 AUG 2017	RUS vs BRA	3-1	21-25	25-15	25-21	25-21		96-82	1h53m	2,200

Statistics of	Average match duration	Average spectators	Total spectators
Preliminary Round	1h29m	1,369	32,871

Pool C																	
Rank	Team	Points	Matches			Results Details						Sets			Points		
			Played	Won	Lost	3-0	3-1	3-2	2-3	1-3	0-3	Won	Lost	Ratio	Won	Lost	Ratio
1	JPN	9	3	3	0	3						9	0	MAX	225	143	1.574
2	THA	5	3	2	1	1		1			1	6	5	1.200	240	226	1.062
3	USA	4	3	1	2	1			1		1	5	6	0.833	230	225	1.022
4	LAT	0	3	0	3						3	0	9	0.000	124	225	0.551

Pool D																	
Rank	Team	Points	Matches			Results Details						Sets			Points		
			Played	Won	Lost	3-0	3-1	3-2	2-3	1-3	0-3	Won	Lost	Ratio	Won	Lost	Ratio
1	RUS	9	3	3	0	2	1					9	1	9.000	246	180	1.367
2	FIN	6	3	2	1	2					1	6	3	2.000	204	182	1.121
3	BRA	3	3	1	2	1				1	1	4	6	0.667	213	219	0.973
4	MEX	0	3	0	3						3	0	9	0.000	143	225	0.636

Legend:						
L	Lost	Pts	Standings points	Ratio	Ratio of points or sets won/lost	
Rk	Rank	Tot	Total	W	Won	



1st to 8th Place					9th to 16th Place				
<div><div><div><div><div>TPE 3</div><div>ARG 0</div><div>29</div><div>TPE 1</div></div><div>ARG 0</div><div>FIN 3</div><div>37</div><div>FIN 1</div><div>30</div><div>JPN 3</div><div>JPN 1</div><div>39</div><div>FIN 3</div><div>46</div></div><div><div><div><div>RUS 3</div><div>THA 3</div><div>31</div><div>RUS 3</div></div><div>THA 0</div><div>THA 1</div><div>38</div><div>FRA 2</div><div>32</div><div>UKR 0</div><div>RUS 3</div><div>40</div><div>FRA 1</div><div>48</div></div><div><div><div>ARG 2</div><div>FRA 45</div><div>FRA 3</div></div><div><div><div>TPE 1</div><div>UKR 47</div><div>UKR 3</div></div></div></div></div></div></div>					<div><div><div><div><div>CZE 3</div><div>CAN 3</div><div>25</div><div>CZE 2</div></div><div>CAN 1</div><div>CAN 3</div><div>33</div><div>MEX 2</div><div>26</div><div>USA 3</div><div>USA 1</div><div>35</div><div>MEX 0</div><div>42</div></div><div><div><div><div>BRA 3</div><div>LAT 3</div><div>27</div><div>BRA 3</div></div><div>LAT 0</div><div>LAT 0</div><div>34</div><div>COL 0</div><div>28</div><div>SUI 0</div><div>BRA 3</div><div>36</div><div>COL 0</div><div>44</div></div><div><div><div>MEX 3</div><div>MEX 41</div><div>COL 1</div></div><div><div><div>CZE 0</div><div>CZE 43</div><div>SUI 3</div></div></div></div></div></div></div>				
<div><div>Sun Aug 27</div><div>Sat Aug 26</div><div>Fri Aug 25</div><div>Sat Aug 26</div><div>Mon Aug 28</div></div>					<div><div>Sun Aug 27</div><div>Sat Aug 26</div><div>Fri Aug 25</div><div>Sat Aug 26</div><div>Sun Aug 27</div></div>				



FINAL STANDINGS [P4] As of 28 AUG 2017

最终排名表

P4


Medal	Rank	Team
Gold	1	RUS - RUSSIAN FEDERATION
Silver	2	JPN - JAPAN
Bronze	3	UKR - UKRAINE
	4	TPE - CHINESE TAIPEI
	5	FIN - FINLAND
	6	THA - THAILAND
	7	FRA - FRANCE
	8	ARG - ARGENTINA
	9	BRA - BRAZIL
	10	USA - UNITED STATES of AMERICA
	11	SUI - SWITZERLAND
	12	CZE - CZECH REPUBLIC
	13	CAN - CANADA
	14	LAT - LATVIA
	15	MEX - MEXICO
	16	COL - COLOMBIA




TEAM RANKING BY SKILLS [P6] As of 28 AUG 2017

團隊攻守統計數據

P6

Scoring Spike	Rk	Team	Spikes	Faults	Shots	Total Attempts	Eff %
	1	FIN - FINLAND	250	64	346	660	28.18
	2	RUS - RUSSIAN FEDERATION	265	85	290	640	28.13
	3	BRA - BRAZIL	247	75	319	641	26.83
	4	JPN - JAPAN	303	89	446	838	25.54
	5	FRA - FRANCE	276	100	322	698	25.21
	6	UKR - UKRAINE	268	104	286	658	24.92
	7	USA - UNITED STATES of AMERICA	272	101	394	767	22.29
	8	TPE - CHINESE TAIPEI	257	101	423	781	19.97
	9	CAN - CANADA	221	94	334	649	19.57
	10	SUI - SWITZERLAND	221	106	293	620	18.55
	11	THA - THAILAND	267	113	456	836	18.42
	12	CZE - CZECH REPUBLIC	228	104	379	711	17.44
	13	ARG - ARGENTINA	225	103	384	712	17.13
	14	MEX - MEXICO	194	122	330	646	11.15
	15	LAT - LATVIA	126	81	375	582	7.73
	16	COL - COLOMBIA	156	111	372	639	7.04
Tournament Totals			3776	1553	5749	11078	20.07


Scoring Block	Rk	Team	Kill Blocks	Faults	Rebounds	Total Attempts	Avg By Set
	1	UKR - UKRAINE	95	76	166	337	4.13
	2	RUS - RUSSIAN FEDERATION	75	58	177	310	3.75
	3	FIN - FINLAND	66	91	160	317	3.30
	4	FRA - FRANCE	71	68	162	301	3.09
	5	SUI - SWITZERLAND	58	66	144	268	2.64
	6	BRA - BRAZIL	52	63	153	268	2.60
	7	USA - UNITED STATES of AMERICA	61	98	181	340	2.44
	8	CAN - CANADA	46	80	138	264	2.09
	9	CZE - CZECH REPUBLIC	45	86	173	304	1.96
	9	ARG - ARGENTINA	45	60	195	300	1.96
	11	LAT - LATVIA	31	54	145	230	1.72
	12	JPN - JAPAN	35	69	220	324	1.67
	13	TPE - CHINESE TAIPEI	34	54	205	293	1.62
	14	MEX - MEXICO	32	80	142	254	1.52
	15	COL - COLOMBIA	28	63	137	228	1.40
	16	THA - THAILAND	22	66	184	272	1.00
Tournament Totals			796	1132	2682	4610	4.63




TEAM RANKING BY SKILLS [P6] As of 28 AUG 2017

團隊攻守統計數據

P6

Scoring Service	Rk	Team	Aces	Faults	Serve Hits	Total Attempts	Avg By Set
	1	RUS - RUSSIAN FEDERATION	41	27	412	480	2.05
	2	SUI - SWITZERLAND	41	39	392	472	1.86
	3	FIN - FINLAND	37	36	380	453	1.85
	4	BRA - BRAZIL	36	39	390	465	1.80
	5	FRA - FRANCE	41	49	408	498	1.78
	5	ARG - ARGENTINA	41	35	383	459	1.78
	7	CAN - CANADA	39	51	371	461	1.77
	8	CZE - CZECH REPUBLIC	39	64	355	458	1.70
	9	MEX - MEXICO	34	38	316	388	1.62
	10	UKR - UKRAINE	37	48	435	520	1.61
	11	TPE - CHINESE TAIPEI	28	33	406	467	1.33
	12	THA - THAILAND	27	38	387	452	1.23
	13	USA - UNITED STATES of AMERICA	27	41	448	516	1.08
	14	COL - COLOMBIA	21	56	276	353	1.05
	15	JPN - JAPAN	21	41	442	504	1.00
	16	LAT - LATVIA	13	30	252	295	0.72
Tournament Totals			523	665	6053	7241	3.04


Non-Scoring Dig	Rk	Team	Digs	Faults	Receptions	Total Attempts	Avg By Set
	1	COL - COLOMBIA	297	130	197	624	14.85
	2	BRA - BRAZIL	283	134	219	636	14.15
	3	MEX - MEXICO	276	108	188	572	13.14
	4	JPN - JAPAN	266	132	403	801	12.67
	5	CAN - CANADA	277	142	246	665	12.59
	6	RUS - RUSSIAN FEDERATION	235	164	220	619	11.75
	7	TPE - CHINESE TAIPEI	235	191	309	735	11.19
	8	SUI - SWITZERLAND	245	120	228	593	11.14
	9	CZE - CZECH REPUBLIC	252	146	267	665	10.96
	10	LAT - LATVIA	197	132	228	557	10.94
	11	FIN - FINLAND	213	138	245	596	10.65
	12	THA - THAILAND	218	178	365	761	9.91
	13	USA - UNITED STATES of AMERICA	242	153	359	754	9.68
	14	UKR - UKRAINE	212	162	258	632	9.22
	15	FRA - FRANCE	204	179	333	716	8.87
	16	ARG - ARGENTINA	157	222	410	789	6.83
Tournament Totals			3809	2431	4475	10715	22.15




TEAM RANKING BY SKILLS [P6] As of 28 AUG 2017

團隊攻守統計數據

P6

Non-Scoring Set	Rk	Team	Running Sets	Faults	Still Sets	Total Attempts	Avg By Set
	1	TPE - CHINESE TAIPEI	235	16	513	764	11.19
	2	JPN - JAPAN	204	4	591	799	9.71
	3	FIN - FINLAND	175	5	456	636	8.75
	4	FRA - FRANCE	195	10	463	668	8.48
	5	RUS - RUSSIAN FEDERATION	165	9	444	618	8.25
	6	THA - THAILAND	164	12	642	818	7.45
	7	UKR - UKRAINE	146	8	476	630	6.35
	8	CZE - CZECH REPUBLIC	139	15	541	695	6.04
	9	BRA - BRAZIL	112	4	509	625	5.60
	10	ARG - ARGENTINA	126	11	538	675	5.48
	11	COL - COLOMBIA	92	20	528	640	4.60
	12	CAN - CANADA	99	11	503	613	4.50
	13	LAT - LATVIA	64	9	504	577	3.56
	14	MEX - MEXICO	66	5	548	619	3.14
	14	SUI - SWITZERLAND	69	8	532	609	3.14
	16	USA - UNITED STATES of AMERICA	47	6	705	758	1.88
Tournament Totals			2098	153	8493	10744	12.20

Non-Scoring Reception	Rk	Team	Excellents	Faults	Serve Receptions	Total Attempts	Succ %
	1	BRA - BRAZIL	162	19	189	370	43.78
	2	RUS - RUSSIAN FEDERATION	149	23	188	360	41.39
	3	CAN - CANADA	156	34	226	416	37.50
	4	UKR - UKRAINE	158	45	230	433	36.49
	5	FIN - FINLAND	129	27	217	373	34.58
	6	FRA - FRANCE	151	41	250	442	34.16
	7	THA - THAILAND	151	27	265	443	34.09
	8	CZE - CZECH REPUBLIC	146	46	259	451	32.37
	9	TPE - CHINESE TAIPEI	119	23	230	372	31.99
	10	MEX - MEXICO	132	41	245	418	31.58
	11	COL - COLOMBIA	125	48	255	428	29.21
	12	SUI - SWITZERLAND	111	39	231	381	29.13
	13	LAT - LATVIA	92	29	256	377	24.40
	14	JPN - JAPAN	72	25	268	365	19.73
	15	USA - UNITED STATES of AMERICA	90	45	329	464	19.40
	16	ARG - ARGENTINA	70	43	325	438	15.98
Tournament Totals			2013	555	3963	6531	30.82

Legend:	Avg	Average	Eff %	Efficiency	Rk	Rank	Succ %	Success %
---------	-----	---------	-------	------------	----	------	--------	-----------


PLAYER RANKING BY SKILLS [P5] As of 28 AUG 2017

個人攻守統計數據

P5
BEST SCORERS

Rk	No.	Name	NUSF	Pos.	Spike	Block	Serve	Total
1	10	RIVERS Krystal Denise	USA	MB	122	12	7	141
2	12	KORHONEN Piia	FIN	OP	99	14	5	118
3	8	CHERNUKHA Anastasiia	UKR	OH	79	19	10	108
4	14	KUENZLER Laura	SUI	OH	84	8	9	101
5	17	DASCALU Alexandra	FRA	OP	79	7	13	99
6	16	FIDON Juliette	FRA	OH	76	4	11	91
7	11	YAMAUCHI Misaki	JPN	OP	80	7	3	90
7	12	INOUE Arisa	JPN	OH	82	5	3	90
9	3	SRITHONG Wipawee	THA	OH	78	2	3	83
10	2	MICHALIKOVA Martina	CZE	OH	69	2	8	79
11	3	IMAMURA Yuka	JPN	OH	72	4	2	78
12	17	MALYKH Natalia	RUS	OP	61	7	6	74
13	3	TOME Fernanda	BRA	OH	61	4	8	73
13	3	KROTKOVA Natalia	RUS	OH	59	9	5	73
15	5	PANKOVA Alina	RUS	OH	52	10	4	66
16	2	BRISEBOIS Danielle	CAN	OH	51	4	9	64
17	4	KARPETS Diana	UKR	MB	32	26	5	63
18	2	BULGARELLA Sofia	ARG	MB	42	12	8	62
19	14	LAACKONEN Roosa	FIN	MB	32	22	7	61
20	10	CIDRAO Sonaly	BRA	OH	54	4	1	59
20	8	STORCK Maja Alexandra	SUI	OP	50	8	1	59
22	4	GONCALVES Natiele	BRA	OP	49	6	3	58
22	9	NDOYE Odette	FRA	OH	45	8	5	58
22	1	LAZARENKO Angelina	RUS	MB	39	14	5	58
25	4	VELTMAN Kelsey Jane	CAN	MB	34	20	3	57
25	17	NUANJAM Watchareeya	THA	MB	48	6	3	57
27	6	GARREAU DJE Marie-France	FRA	MB	31	25	-	56
28	2	DA SILVA Mayhara	BRA	MB	36	16	3	55
28	5	CORDOBA Wendy	COL	OP	47	2	6	55
28	4	SCHOTTROFF Gabi	SUI	MB	28	19	8	55
31	10	KYRYCHENKO Hanna	UKR	OH	42	7	5	54
32	7	ZABALA Victoria	ARG	MB	34	5	14	53
32	14	CASTIGLIONE Carla	ARG	OP	44	5	4	53
32	14	RIOS GUEVARA Claudia	MEX	OH	49	1	3	53
32	16	CHEN Tzu-Ya	TPE	OH	49	3	1	53
36	15	CASAULT Margaret Joan	CAN	OH	43	4	5	52
36	15	OEHRMAN Daniela	FIN	MB	44	8	-	52
36	9	SEGURA M. Alejandra	MEX	OH	40	4	8	52
36	7	TSENG Wan-Ling	TPE	MB	40	8	4	52
36	3	DROZD Daria	UKR	MB	35	15	2	52
41	2	MARMOLEJO Libys	COL	MB	37	11	3	51
41	19	WU Wei-Hua	TPE	OP	47	1	3	51
43	18	COSSAR Mariangeles	ARG	OH	39	5	6	50
43	12	KALHOUSOVA Lucie	CZE	OP	37	8	5	50
45	9	VAN GUNST Teegan Morton	USA	OH	38	7	4	49
46	12	TUCKER Jordan Michelle	USA	MB	34	11	3	48
47	11	KARHU Salla	FIN	OP	31	7	9	47
48	8	COSTA Linda	BRA	MB	21	15	10	46
48	5	SVOBODOVA Eva	CZE	OH	39	7	-	46
48	8	CARRANZA CABRALES Dulce	MEX	OP	36	5	5	46
Tournament Totals					3776	796	523	5095




PLAYER RANKING BY SKILLS [P5] As of 28 AUG 2017


個人攻守統計數據

P5


BEST SPIKERS

Scoring Spike	Rk	No.	Name	NUSF	Pos.	Spikes	Faults	Shots	Total Attempts	Eff %
	1	12	KORHONEN Piia	FIN	OP	99	22	116	237	32.49
	2	10	RIVERS Krystal Denise	USA	MB	122	38	107	267	31.46
	3	14	KUENZLER Laura	SUI	OH	84	26	76	186	31.18
	4	3	KROTKOVA Natalia	RUS	OH	59	18	61	138	29.71
	5	12	INOUE Arisa	JPN	OH	82	20	110	212	29.25
	6	17	DASCALU Alexandra	FRA	OP	79	22	94	195	29.23
	7	2	MARMOLEJO Libys	COL	MB	37	8	55	100	29.00
	8	11	YAMAUCHI Misaki	JPN	OP	80	19	118	217	28.11
	9	10	CIDRAO Sonaly	BRA	OH	54	13	83	150	27.33
	10	3	TOME Fernanda	BRA	OH	61	19	75	155	27.10
Limit	15.00%					Tournament Totals				
						3776	1553	5749	11078	20.07

BEST BLOCKERS

Scoring Block	Rk	No.	Name	NUSF	Pos.	Kill Blocks	Faults	Rebounds	Total Attempts	Avg By Set
	1	4	KARPETS Diana	UKR	MB	26	21	53	100	1.13
	2	14	LAACKONEN Roosa	FIN	MB	22	32	39	93	1.10
	3	6	GARREAU DJE Marie-France	FRA	MB	25	16	26	67	1.09
	4	7	LYUBUSHKINA Ekaterina	RUS	MB	19	10	45	74	0.95
	5	4	VELTMAN Kelsey Jane	CAN	MB	20	13	33	66	0.91
	6	4	SCHOTTROFF Gabi	SUI	MB	19	20	40	79	0.86
	7	8	CHERNUKHA Anastasiia	UKR	OH	19	9	21	49	0.83
	8	2	DA SILVA Mayhara	BRA	MB	16	13	38	67	0.80
	9	8	COSTA Linda	BRA	MB	15	11	38	64	0.75
	10	7	DASCALU Silvana	FRA	MB	17	14	44	75	0.74
	Tournament Totals					796	1132	2682	4610	4.63

BEST SERVERS

Scoring Service	Rk	No.	Name	NUSF	Pos.	Aces	Faults	Serve Hits	Total Attempts	Avg By Set
	1	7	ZABALA Victoria	ARG	MB	14	6	56	76	0.61
	2	11	VYKLIKA Klara	CZE	MB	13	13	64	90	0.57
	2	17	DASCALU Alexandra	FRA	OP	13	18	55	86	0.57
	4	5	HALTER Martina	SUI	MB	11	2	64	77	0.50
	4	8	COSTA Linda	BRA	MB	10	10	53	73	0.50
	6	16	FIDON Juliette	FRA	OH	11	4	89	104	0.48
	7	11	KARHU Salla	FIN	OP	9	9	56	74	0.45
	8	8	CHERNUKHA Anastasiia	UKR	OH	10	14	72	96	0.43
	9	14	KUENZLER Laura	SUI	OH	9	7	82	98	0.41
	9	2	BRISBOIS Danielle	CAN	OH	9	10	44	63	0.41
	Tournament Totals					523	665	6053	7241	3.04



PLAYER RANKING BY SKILLS [P5] As of 28 AUG 2017

個人攻守統計數據

P5

BEST DIGGERS

Non-Scoring Dig	Rk	No.	Name	NUSF	Pos.	Digs	Faults	Receptions	Total Attempts	Avg By Set
	1	9	KOJIMA Manami	JPN	L	82	31	75	188	3.90
	2	7	OTALORA Diana	COL	L	74	23	33	130	3.70
	3	6	KURNOSOVA Kristina	RUS	L	73	44	43	160	3.65
	4	12	YANG Meng-Hua	TPE	L	74	47	80	201	3.52
	5	5	CORDOBA Wendy	COL	OP	68	33	39	140	3.40
	6	2	SANITKLANG Yupa	THA	L	74	44	79	197	3.36
	7	4	PESKOVA Veronika	CZE	L	75	37	47	159	3.26
	8	7	PRADO Dalila	BRA	L	64	35	34	133	3.20
	9	7	SOLIS SHIMOKAWA Kaomi	MEX	L	67	23	39	129	3.19
	10	1	GARDA Madeline Marie	USA	L	79	29	62	170	3.16
Tournament Totals						3809	2431	4475	10715	22.15

BEST SETTERS

Non-Scoring Set	Rk	No.	Name	NUSF	Pos.	Running Sets	Faults	Still Sets	Total Attempts	Avg By Set
	1	8	ALANKO Kaisa	FIN	S	169	4	342	515	8.45
	2	6	YANG Yi-Chen	TPE	S	149	8	307	464	7.10
	3	5	SHIBATA Mika	JPN	S	133	1	399	533	6.33
	4	12	PHOMLA Soraya	THA	S	133	7	427	567	6.05
	5	2	DEHTIAROVA Maryna	UKR	S	120	7	304	431	5.22
	6	15	AMALRIC Oriane	FRA	S	117	5	230	352	5.09
	7	1	KOPECKA Simona	CZE	S	116	9	371	496	5.04
	8	5	LEITE Carolina	BRA	S	95	1	335	431	4.75
	9	10	SERBINA Svetlana	RUS	S	93	3	196	292	4.65
	10	10	VERA Tatiana	ARG	S	82	5	347	434	3.57
Tournament Totals						2098	153	8493	10744	12.20

BEST RECEIVERS

Non-Scoring Reception	Rk	No.	Name	NUSF	Pos.	Excellents	Faults	Serve Receptions	Total Attempts	Succ %
	1	6	KURNOSOVA Kristina	RUS	L	74	10	82	166	44.58
	2	3	TOME Fernanda	BRA	OH	80	8	95	183	43.72
	3	2	SANITKLANG Yupa	THA	L	56	7	68	131	42.75
	4	11	MENET-HAURE Lisa	FRA	OH	58	11	71	140	41.43
	5	4	PESKOVA Veronika	CZE	L	58	10	77	145	40.00
	6	5	PANKOVA Alina	RUS	OH	38	3	57	98	38.78
	7	16	FIDON Juliette	FRA	OH	44	11	61	116	37.93
	8	2	MICHALIKOVA Martina	CZE	OH	50	8	77	135	37.04
	9	5	CORDOBA Wendy	COL	OP	42	15	61	118	35.59
	10	11	KARHU Salla	FIN	OP	50	12	80	142	35.21
Limit 25.00%	Tournament Totals					2013	555	3963	6531	30.82

Note:

Best scorers - 50 players are listed, except where ties would extend the list beyond 50 in which case the tied players are not listed.
Skills - 10 players are listed per skill, except where ties would extend the list beyond 10 in which case the tied players are not listed.

Legend:

Avg	Average	Eff %	Efficiency	L	Libero	MB	Middle Blocker Player
OH	Outside Hitter	OP	Opposite Player	Rk	Rank	S	Setter Player
Succ %	Success %						



MEDALLISTS

獎牌得主

GOLD	SILVER	BRONZE
------	--------	--------

RUS - Russian Federation

- 1 LAZARENKO Angelina (MB)
- 3 KROTKOVA Natalia (OH)
- 4 KOTIKOVA Anna (OH)
- 5 PANKOVA Alina (OH)
- 6 KURNOSOVA Kristina (L)
- 7 LYUBUSHKINA Ekaterina (MB)
- 9 IURINSKAIA Tatiana (OH)
- 10 SERBINA Svetlana (S)
- 11 RUSSU Viktoriia (OH)
- 12 RYSEVA Daria (S)
- 13 KOTOVA Elizaveta (MB)
- 17 MALYKH Natalia (OP)

JPN - Japan

- 1 ODA Momoka (OH)
- 3 IMAMURA Yuka (OH)
- 4 MURANAGA Nao (OH)
- 5 SHIBATA Mika (S)
- 7 TSUKADA Shiori (S)
- 9 KOJIMA Manami (L)
- 11 YAMAUCHI Misaki (OP)
- 12 INOUE Arisa (OH)
- 14 SUGI Ayaka (MB)
- 15 MARUO Haruka (OP)
- 17 NOJIMA Kasumi (MB)
- 18 YOKOTA Mami (MB)

UKR - Ukraine

- 1 DUDNYK Kateryna (OH)
- 2 DEHTIAROVA Maryna (S)
- 3 DROZD Daria (MB)
- 4 KARPETS Diana (MB)
- 5 SILCHENKOVA Kateryna (OH)
- 6 NIEMTSEVA Krystyna (L)
- 7 YATSKIV Tetiana (MB)
- 8 CHERNUKHA Anastasiia (OH)
- 9 BOYKO Yuliya (OH)
- 10 KYRYCHENKO Hanna (OH)
- 12 YEFREMENKO Anna (OP)
- 18 NAPALKOVA Olena (S)


TEAM ROSTER As of 18 AUG 2017

隊伍名冊

ARG - ARGENTINA

No.	Name	Shirt Name	Pos.	Height m / ft in	Weight kg /lbs	Highest Reach		Date of Birth
						Spike cm	Block cm	
2	BULGARELLA Sofia	BULGARELLA	MB	1,83/6'0"	74/163	295	240	30 JUN 1993
3	ESPERGUIN Florencia	ESPERGUIN	L	1,56/5'1"	54/119	230	240	10 DEC 1995
4	REINOSO Rosa	REINOSO	OP	1,77/5'10"	78/172	290	236	26 MAR 1996
5	GONZALEZ Ariana	GONZALEZ	MB	1,85/6'1"	73/161	292	245	21 SEP 1994
6	NOSACH Eugenia	NOSACH	OH	1,83/6'0"	69/152	292	236	31 MAR 1993
7	ZABALA Victoria	ZABALA	MB	1,83/6'0"	60/132	291	235	5 JUN 1992
8	GRAFF Brenda	GRAFF	MB	1,86/6'1"	84/185	295	245	20 JUL 1994
9	GARCIA Sofia	GARCIA	OH	1,78/5'10"	85/187	290	235	14 JUL 1993
10	VERA Tatiana	VERA	S	1,73/5'8"	70/154	265	224	26 MAR 1993
14	CASTIGLIONE Carla	CASTIGLIONE	OP	1,91/6'3"	86/190	300	245	7 MAR 1989
17	CURATOLA Antonela	CURATOLA	S	1,74/5'9"	75/165	284	230	23 OCT 1991
18	COSSAR Mariangeles (C)	COSSAR	OH	1,82/6'0"	85/187	295	248	7 APR 1990
Team Minimum		1,56/5'1"	54/119	230	224	21		
Team Average		1,79/5'10"	74/164	284	238	24		
Team Maximum		1,91/6'3"	86/190	300	248	28		

Uniform colours	Shirt	Shorts
Main	White	Blue
2nd	Blue	White

Technical Staff:

Team Manager	DUBOIS Maria Daniela
Head Coach	VINCENTE Maria Laura
Assistant Coach	JAUREGUI BESARES Hugo, FERREIRA Jorge
Doctor	BOASSO Juan Carlos
Therapist/Trainer	

Legend:

C	Team Captain	Int	Other International Competitions	L	Libero
MB	Middle Blocker Player	OG	Olympic Games	OH	Outside Hitter
OP	Opposite Player	S	Setter Player	Tot	Total
WCH	World Championships				


TEAM ROSTER As of 18 AUG 2017

隊伍名冊

BRA - BRAZIL

No.	Name	Shirt Name	Pos.	Height m / ft in	Weight kg / lbs	Highest Reach		Date of Birth
						Spike cm	Block cm	
1	COSTA Ana Laura	COSTA	OH	1,78/5'10"	74/163	280	265	2 JAN 1995
2	DA SILVA Mayhara	DA SILVA	MB	1,83/6'0"	75/165	300	291	9 APR 1989
3	TOME Fernanda	TOME	OH	1,95/6'5"	84/185	308	296	10 DEC 1989
4	GONCALVES Natiele	GONCALVES	OP	1,79/5'10"	74/163	288	274	28 NOV 1991
5	LEITE Carolina (C)	LEITE	S	1,78/5'10"	68/150	277	268	15 NOV 1992
6	CORREA Stephanie	CORREA	MB	1,84/6'0"	66/146	294	282	15 JUL 1994
7	PRADO Dalila	PRADO	L	1,68/5'6"	48/106	255	247	16 JAN 1993
8	COSTA Linda	COSTA	MB	1,88/6'2"	85/187	304	293	2 SEP 1994
9	FERREIRA Mariana	FERREIRA	S	1,78/5'10"	76/168	273	264	23 JUN 1993
10	CIDRAO Sonaly	CIDRAO	OH	1,81/5'11"	78/172	295	284	20 JUN 1993
11	NATHER Sarah	NATHER	S	1,80/5'11"	70/154	279	266	2 FEB 1993
12	BRAUN Viviane	BRAUN	OH	1,75/5'9"	68/150	281	268	17 OCT 1997
Team Minimum		1,68/5'6"	48/106	255	247	19		
Team Average		1,80/5'11"	72/159	286	274	23		
Team Maximum		1,95/6'5"	85/187	308	296	28		

Uniform colours
Shirt
Main Yellow

2nd Blue

Shorts
Technical Staff:
Team Manager
Head Coach GOMES Fernando

Assistant Coach GUIMARAES Michel, GLUGOSKI Pedro

Doctor
Therapist/Trainer
Legend:

C	Team Captain	Int	Other International Competitions	L	Libero
MB	Middle Blocker Player	OG	Olympic Games	OH	Outside Hitter
OP	Opposite Player	S	Setter Player	Tot	Total
WCH	World Championships				


TEAM ROSTER As of 18 AUG 2017

隊伍名冊

CAN - CANADA

No.	Name	Shirt Name	Pos.	Height m / ft in	Weight kg / lbs	Highest Reach		Date of Birth
						Spike cm	Block cm	
1	ROBITAILLE Myriam	ROBITAILLE	MB	1,83/6'0"	64/141	300	287	10 AUG 1994
2	BRISEBOIS Danielle	BRISEBOIS	OH	1,81/5'11"	80/176	316	292	12 AUG 1994
3	DORMANN Alina Marie	DORMANN	OP	1,84/6'0"	74/163	302	298	8 AUG 1997
4	VELTMAN Kelsey Jane	VELTMAN	MB	1,88/6'2"	78/172	304	292	2 APR 1996
6	COULTER Alissa Marie	COULTER	OH	1,83/6'0"	76/168	306	282	27 OCT 1993
8	JARMAN Vanessa Rae	JARMAN	MB	1,87/6'2"	71/157	300	284	25 SEP 1998
9	OTTO Kacey Marie	OTTO	OH	1,81/5'11"	68/150	296	276	3 MAY 1994
11	FEORE Anna Patricia	FEORE	L	1,75/5'9"	66/146	286	269	23 NOV 1996
15	CASALT Margaret Joan	CASALT	OH	1,78/5'10"	68/150	302	279	22 MAY 1994
17	HERBIN BAKER Courtney D.	LARSON	S	1,80/5'11"	71/157	311	279	14 JUL 1997
21	CORNWALL Vanessa Nicole (C)	CORNWALL	S	1,76/5'9"	90/198	296	282	2 NOV 1995
24	LEA Aidan Elisabeth	LEA	MB	1,95/6'5"	77/170	309	293	22 JUL 1997
Team Minimum		1,75/5'9"	64/141	286	269	18		
Team Average		1,82/6'0"	73/162	302	284	21		
Team Maximum		1,95/6'5"	90/198	316	298	23		

Uniform colours	Shirt	Shorts
Main	Red	Black
2nd	White	Black
3rd	Black	Black

Technical Staff:
Team Manager
Head Coach HUZAR Daniel Michael

Assistant Coach WOOD Michelle Christ, EISLER Laurie Colleen

Doctor CURRAN Jessica

Therapist/Trainer SANGSTER Morgan Elizabet

Legend:

C	Team Captain	Int	Other International Competitions	L	Libero
MB	Middle Blocker Player	OG	Olympic Games	OH	Outside Hitter
OP	Opposite Player	S	Setter Player	Tot	Total
WCH	World Championships				


TEAM ROSTER As of 24 AUG 2017

隊伍名冊

COL - COLOMBIA

No.	Name	Pos.	Height m / ft in	Weight kg / lbs	Highest Reach		Date of Birth
					Spike cm	Block cm	
1	HOYOS Daniela	S	1,68/5'6"	56/123	278	235	21 MAY 1995
2	MARMOLEJO Libys (C)	MB	1,87/6'2"	67/148	310	290	9 MAY 1992
3	ECHEVERRI Kelly	OH	1,76/5'9"	65/143	280	265	26 AUG 1992
4	JARAMILLO Irene	OP	1,75/5'9"	63/139	270	260	15 DEC 1993
5	CORDOBA Wendy	OP	1,71/5'7"	71/157	285	270	10 SEP 1993
6	VALDERRAMA Katherine	MB	1,79/5'10"	65/143	275	261	27 AUG 1993
7	OTALORA Diana	L	1,62/5'4"	54/119	270	260	11 APR 1991
8	SIERRA Manuela	MB	1,73/5'8"	62/137	285	260	16 AUG 1998
9	GONZALEZ Stephanie	OH	1,70/5'7"	58/128	285	267	15 DEC 1992
10	GOMEZ Diana	S	1,60/5'3"	65/143	171	150	20 APR 1995
11	CESPEDES Daniela	S	1,78/5'10"	70/154	274	258	25 JAN 1999
12	VALENCIA Alejandra	S	1,84/6'0"	73/161	290	275	19 JUL 1993
Team Minimum			1,60/5'3"	54/119	171	150	18
Team Average			1,73/5'8"	64/141	272	254	22
Team Maximum			1,87/6'2"	73/161	310	290	26

Uniform colours **Shirt** **Shorts**
Main Light

2nd Dark

Technical Staff:
Team Manager
Head Coach OSORIO ESTRADA Hernan Alonso

Assistant Coach
Doctor
Therapist/Trainer
Legend:

C	Team Captain	Int	Other International Competitions	L	Libero
MB	Middle Blocker Player	OG	Olympic Games	OH	Outside Hitter
OP	Opposite Player	S	Setter Player	Tot	Total
WCH	World Championships				


TEAM ROSTER As of 18 AUG 2017

隊伍名冊

CZE - CZECH REPUBLIC

No.	Name	Shirt Name	Pos.	Height m / ft in	Weight kg / lbs	Highest Reach		Date of Birth
						Spike cm	Block cm	
1	KOPECKA Simona	KOPECKA	S	1,71/5'7"	65/143	288	277	28 NOV 1993
2	MICHALIKOVA Martina	MICHALIKOVA	OH	1,80/5'11"	69/152	298	290	18 DEC 1993
3	SNELLYOVA Veronika	SNELLYOVA	OP	1,80/5'11"	63/139	292	287	17 MAY 1993
4	PESKOVA Veronika	PESKOVA	L	1,65/5'5"	51/112	273	268	24 JUL 1994
5	SVOBODOVA Eva	SVOBODOVA	OH	1,81/5'11"	79/174	302	290	6 MAY 1997
6	BARTOSOVA Gabriela	BARTOSOVA	MB	1,78/5'10"	70/154	302	290	21 SEP 1996
7	ZEDNIKOVA Magdalena (C)	ZEDNIKOVA	OH	1,75/5'9"	69/152	290	282	23 MAR 1993
8	SIMANOVA Pavlina	SIMANOVA	MB	1,85/6'1"	80/176	296	287	5 APR 1996
9	NOVA Lucie	NOVA	OH	1,85/6'1"	70/154	307	298	3 MAY 1996
10	KURKOVA Marie	KURKOVA	S	1,81/5'11"	76/168	291	283	20 MAY 1996
11	VYKLICKA Klara	VYKLICKA	MB	1,84/6'0"	70/154	303	291	3 JUN 1993
12	KALHOUSOVA Lucie	KALHOUSOVA	OP	1,85/6'1"	80/176	301	291	14 MAY 1996
Team Minimum		1,65/5'5"	51/112	273	268	20		
Team Average		1,79/5'10"	70/155	295	286	22		
Team Maximum		1,85/6'1"	80/176	307	298	24		

Uniform colours	Shirt	Shorts
Main	Red	Blue
2nd	White	Blue
3rd	Blue	Red

Technical Staff:
Team Manager
Head Coach MITAC Stanislav

Assistant Coach FOLTYN Ondrej

Doctor
Therapist/Trainer JINDRICH Doua

Legend:

C	Team Captain	Int	Other International Competitions	L	Libero
MB	Middle Blocker Player	OG	Olympic Games	OH	Outside Hitter
OP	Opposite Player	S	Setter Player	Tot	Total
WCH	World Championships				


TEAM ROSTER As of 18 AUG 2017

隊伍名冊

FIN - FINLAND

No.	Name	Shirt Name	Pos.	Height m / ft in	Weight kg / lbs	Highest Reach		Date of Birth
						Spike cm	Block cm	
1	KOSKELO Roosa	KOSKELO	L	1,65/5'5"	59/130	284	269	20 AUG 1991
2	PAANANEN Iida	PAANANEN	S	1,67/5'6"	62/137	279	264	19 MAR 1994
4	KOSONEN Noora	KOSONEN	OH	1,82/6'0"	73/161	307	302	25 SEP 1993
8	ALANKO Kaisa	ALANKO	S	1,74/5'9"	67/148	294	275	3 JAN 1993
10	PIHLAJAMAKI Laura (C)	PIHLAJAMAKI	MB	1,94/6'4"	82/181	308	295	15 AUG 1990
11	KARHU Salla	KARHU	OP	1,78/5'10"	72/159	292	277	9 APR 1994
12	KORHONEN Piia	KORHONEN	OP	1,87/6'2"	80/176	312	297	12 JAN 1997
13	HEIKKINIEMI Ronja	HEIKKINIEMI	OH	1,81/5'11"	68/150	302	287	3 DEC 1998
14	LAACKONEN Roosa	LAACKONEN	MB	1,93/6'4"	82/181	311	296	4 JUN 1994
15	OEHRMAN Daniela	OEHRMAN	MB	1,85/6'1"	78/172	303	288	16 MAR 1997
18	PIESANEN Lotta	PIESANEN	OH	1,79/5'10"	65/143	300	285	7 DEC 1997
20	MADSEN Yasmine	MADSEN	MB	1,81/5'11"	75/165	300	285	27 MAY 1999
Team Minimum		1,65/5'5"	59/130	279	264	18		
Team Average		1,80/5'11"	71/159	299	285	21		
Team Maximum		1,94/6'4"	82/181	312	302	27		

Uniform colours	Shirt	Shorts
Main	Blue	Blue
2nd	White	Blue

Technical Staff:

Team Manager	VIRTANEN Petri Juhani
Head Coach	KANGASNIEMI Tapio Antero
Assistant Coach	PALONEN Pasi
Doctor	
Therapist/Trainer	SALMI Mariliisa

Legend:

C	Team Captain	Int	Other International Competitions	L	Libero
MB	Middle Blocker Player	OG	Olympic Games	OH	Outside Hitter
OP	Opposite Player	S	Setter Player	Tot	Total
WCH	World Championships				


TEAM ROSTER As of 18 AUG 2017

隊伍名冊

FRA - FRANCE

No.	Name	Shirt Name	Pos.	Height m / ft in	Weight kg / lbs	Highest Reach		Date of Birth
						Spike cm	Block cm	
3	GIARDINO Amandine		L	1,72/5'8"	58/128			30 MAR 1995
4	MAYER Chloe		MB					28 JUL 1997
6	GARREAU DJE Marie-France		MB	1,80/5'11"	78/172			10 APR 1992
7	DASCALU Silvana		MB	1,87/6'2"	72/159			14 MAY 1994
8	GICQUEL Lucille		OP	1,89/6'2"	72/159			13 NOV 1997
9	NDOYE Odette		OH	1,78/5'10"	71/157			25 AUG 1992
11	MENET-HAURE Lisa		OH	1,68/5'6"	55/121			16 MAY 1994
15	AMALRIC Oriane		S	1,70/5'7"	60/132			11 OCT 1990
16	FIDON Juliette (C)		OH	1,86/6'1"				28 OCT 1996
17	DASCALU Alexandra		OP	1,83/6'0"	71/157			17 APR 1991
19	STOJILJKOVIC Nina		S	1,80/5'11"	67/148			1 SEP 1996
22	ZONGO Safiatou		OH	1,80/5'11"	75/165			14 MAR 1994
Team Minimum		1,68/5'6"	55/121			19		
Team Average		1,79/5'10"	67/150			22		
Team Maximum		1,89/6'2"	78/172			26		

Uniform colours	Shirt	Shorts
Main	Blue	Blue
2nd	White	Blue

Technical Staff:

Team Manager	KESSELER EP. AKILIAN M.
Head Coach	ANDRE Felix
Assistant Coach	DELACOURT Laurent, HALLART Dominique
Doctor	
Therapist/Trainer	

Legend:

C	Team Captain	Int	Other International Competitions	L	Libero
MB	Middle Blocker Player	OG	Olympic Games	OH	Outside Hitter
OP	Opposite Player	S	Setter Player	Tot	Total
WCH	World Championships				


TEAM ROSTER As of 18 AUG 2017

隊伍名冊

JPN - JAPAN

No.	Name	Shirt Name	Pos.	Height m / ft in	Weight kg / lbs	Highest Reach		Date of Birth
						Spike cm	Block cm	
1	ODA Momoka (C)	ODA	OH	1,74/5'9"	69/152	287	272	28 JAN 1994
3	IMAMURA Yuka	IMAMURA	OH	1,75/5'9"	69/152	297	291	2 SEP 1993
4	MURANAGA Nao	MURANAGA	OH	1,79/5'10"	66/146	305	280	26 DEC 1993
5	SHIBATA Mika	SHIBATA	S	1,70/5'7"	64/141	277	274	7 JUN 1994
7	TSUKADA Shiori	TSUKADA	S	1,75/5'9"	65/143	280	270	7 SEP 1994
9	KOJIMA Manami	KOJIMA	L	1,58/5'2"	58/128	265	254	7 NOV 1994
11	YAMAUCHI Misaki	YAMAUCHI	OP	1,73/5'8"	69/152	306	295	10 MAR 1995
12	INOUE Arisa	INOUE	OH	1,80/5'11"	67/148	300	289	8 MAY 1995
14	SUGI Ayaka	SUGI	MB	1,78/5'10"	72/159	300	290	14 FEB 1996
15	MARUO Haruka	MARUO	OP	1,75/5'9"	68/150	296	285	15 AUG 1996
17	NOJIMA Kasumi	NOJIMA	MB	1,80/5'11"	70/154	294	290	9 MAY 1997
18	YOKOTA Mami	YOKOTA	MB	1,77/5'10"	62/137	294	286	10 DEC 1997
Team Minimum		1,58/5'2"	58/128	265	254	19		
Team Average		1,74/5'9"	66/147	291	281	21		
Team Maximum		1,80/5'11"	72/159	306	295	23		

Uniform colours	Shirt	Shorts
Main	Red	Black
2nd	White	Red
3rd	Black	Black

Technical Staff:

Team Manager	NAKANISHI Yasumi
Head Coach	FUJII Masahiro
Assistant Coach	IMAMARU Koichiro, NEMOTO Ken
Doctor	
Therapist/Trainer	

Legend:

C	Team Captain	Int	Other International Competitions	L	Libero
MB	Middle Blocker Player	OG	Olympic Games	OH	Outside Hitter
OP	Opposite Player	S	Setter Player	Tot	Total
WCH	World Championships				


TEAM ROSTER As of 18 AUG 2017

隊伍名冊

LAT - LATVIA

No.	Name	Shirt Name	Pos.	Height m / ft in	Weight kg / lbs	Highest Reach		Date of Birth
						Spike cm	Block cm	
2	MOROZOVA Jelizaveta (C)	MOROZOVA	OH	1,77/5'10"	70/154	280	273	18 JUL 1995
3	TREIJA Ruta	TREIJA	OH	1,82/6'0"	72/159	295	284	21 APR 1995
4	STRAZDINA Maija	STRAZDINA	OH	1,78/5'10"	64/141	298	280	18 DEC 1990
6	PASTARE Alise Elizabete	PASTARE	OP	1,72/5'8"	65/143	290	280	25 APR 1995
7	BRICE Marite	BRICE	L	1,69/5'7"	70/154	272	260	6 AUG 1989
8	DOLOTOVA Elvita	DOLOTOVA	S	1,70/5'7"	61/134	275	270	27 APR 1997
9	TETERE Ieva	TETERE	MB	1,85/6'1"	69/152	308	295	22 FEB 1993
10	HRAPANE Tereze	HRAPANE	MB	1,88/6'2"	72/159	310	298	29 AUG 1997
11	LININA Linda	LILINA	L	1,80/5'11"	68/150	280	275	16 MAY 1996
12	MIHELSONE Krista	MIHELSONE	S	1,73/5'8"	56/123	268	260	14 MAR 1992
13	EMBREKTE Anna	EMBREKTE	OP	1,86/6'1"	70/154	300	290	13 JAN 1994
17	DIKMANE Elizabete	DIKMANE	OH	1,83/6'0"	76/168	290	278	26 SEP 1997
Team Minimum		1,69/5'7"	56/123	268	260	19		
Team Average		1,78/5'10"	67/149	288	278	22		
Team Maximum		1,88/6'2"	76/168	310	298	28		

Uniform colours	Shirt	Shorts
Main	Red	Blue
2nd	White	Blue

Technical Staff:
Team Manager NEDASKOVSKA Signija

Head Coach MINUSA Inguna

Assistant Coach GRINFELDS Janis

Doctor
Therapist/Trainer TIHOVSKA Aleksandra

Legend:

C	Team Captain	Int	Other International Competitions	L	Libero
MB	Middle Blocker Player	OG	Olympic Games	OH	Outside Hitter
OP	Opposite Player	S	Setter Player	Tot	Total
WCH	World Championships				


TEAM ROSTER As of 18 AUG 2017

隊伍名冊

MEX - MEXICO

No.	Name	Shirt Name	Pos.	Height m / ft in	Weight kg / lbs	Highest Reach		Date of Birth
						Spike cm	Block cm	
1	OCHOA LOYA Brenda	OCHOA	MB	1,75/5'9"	68/150	255	245	16 AUG 1994
2	GONZALEZ GUZMAN Mitzy	GONZALEZ	OP	1,76/5'9"	72/159	250	245	3 AUG 1997
3	NIETO GOMEZ Ana Gabriela	NIETO	MB	1,82/6'0"	75/165	262	258	18 JAN 1994
6	VARGAS GUEVARA Janeth	VARGAS	S	1,72/5'8"	67/148	240	250	25 JUL 1997
7	SOLIS SHIMOKAWA Kaomi	SOLIS	L	1,60/5'3"	62/137	240	230	6 AUG 1994
8	CARRANZA CABRALES Dulce	CARRANZA	OP	1,78/5'10"	85/187	240	250	29 JUN 1990
9	SEGURA M. Alejandra	SEGURA	OH	1,77/5'10"	74/163	270	260	9 NOV 1993
10	RIVERO CHARLES Vera	RIVERO	S	1,68/5'6"	55/121	247	240	22 MAY 1991
11	ISIORDIA CARRILLO Alejandra	ISIORDIA	OH	1,84/6'0"	85/187	260	250	17 APR 1994
12	BANUELOS LOPEZ Fernanda	BANUELOS	OP	1,81/5'11"	75/165	251	241	19 MAR 1997
13	HERRERA C. Xitlali (C)	HERRERA	MB	1,82/6'0"	78/172	275	265	2 JAN 1992
14	RIOS GUEVARA Claudia	RIOS	OH	1,77/5'10"	65/143	240	251	22 SEP 1992
Team Minimum		1,60/5'3"	55/121	240	230	20		
Team Average		1,76/5'9"	71/158	252	248	23		
Team Maximum		1,84/6'0"	85/187	275	265	27		

Uniform colours **Shirt** **Shorts**
Main Green
2nd White

Technical Staff:
Team Manager
Head Coach PINEDA FUENTES Francisco Javier

Assistant Coach RUIZ JUAREZ Migdalel

Doctor
Therapist/Trainer GUADARRAMA Eduardo

Legend:

C	Team Captain	Int	Other International Competitions	L	Libero
MB	Middle Blocker Player	OG	Olympic Games	OH	Outside Hitter
OP	Opposite Player	S	Setter Player	Tot	Total
WCH	World Championships				


TEAM ROSTER As of 18 AUG 2017

隊伍名冊

RUS - RUSSIAN FEDERATION

No.	Name	Shirt Name	Pos.	Height m / ft in	Weight kg / lbs	Highest Reach		Date of Birth
						Spike cm	Block cm	
1	LAZARENKO Angelina	LAZARENKO	MB	1,93/6'4"	80/176	320	305	13 APR 1998
3	KROTKOVA Natalia	KROTKOVA	OH	1,85/6'1"	65/143	305	295	1 JUL 1992
4	KOTIKOVA Anna	KOTIKOVA	OH	1,85/6'1"	71/157	306	300	13 OCT 1999
5	PANKOVA Alina	PANKOVA	OH	1,86/6'1"	72/159	308	285	14 MAY 1992
6	KURNOSOVA Kristina	KURNOSOVA	L	1,76/5'9"	62/137	260	242	17 JUN 1997
7	LYUBUSHKINA Ekaterina	LYUBUSHKINA	MB	1,88/6'2"	81/179	305	301	2 JAN 1990
9	IURINSKAIA Tatiana	IURINSKAIA	OH	1,95/6'5"	69/152	305	275	25 JAN 1996
10	SERBINA Svetlana	SERBINA	S	1,82/6'0"	71/157	295	284	15 MAY 1996
11	RUSSU Viktoriia	RUSSU	OH	1,93/6'4"	70/154	311	305	16 FEB 1999
12	RYSEVA Daria	RYSEVA	S	1,75/5'9"	69/152	282	266	5 MAR 1998
13	KOTOVA Elizaveta	KOTOVA	MB	1,86/6'1"	81/179	303	329	31 MAY 1998
17	MALYKH Natalia (C)	MALYKH	OP	1,87/6'2"	65/143	308	297	8 DEC 1993
Team Minimum		1,75/5'9"	62/137	260	242	17		
Team Average		1,85/6'1"	71/157	300	290	21		
Team Maximum		1,95/6'5"	81/179	320	329	27		

Uniform colours	Shirt	Shorts
Main	White	
2nd	Blue	
3rd	Red	

Technical Staff:
Team Manager
Head Coach PANKOV Vadim

Assistant Coach KRASILNIKOV Akexander

Doctor DYAGILEV Yury

Therapist/Trainer
Legend:

C	Team Captain	Int	Other International Competitions	L	Libero
MB	Middle Blocker Player	OG	Olympic Games	OH	Outside Hitter
OP	Opposite Player	S	Setter Player	Tot	Total
WCH	World Championships				


TEAM ROSTER As of 18 AUG 2017

隊伍名冊

SUI - SWITZERLAND

No.	Name	Shirt Name	Pos.	Height m / ft in	Weight kg / lbs	Highest Reach		Date of Birth
						Spike cm	Block cm	
1	WIDMER Zora	WIDMER	S	1,70/5'7"	60/132	270	268	12 APR 1994
2	KRONENBERG Linda	KRONENBERG	OH	1,72/5'8"	65/143	290	280	6 OCT 1990
4	SCHOTTROFF Gabi	SCHOTTROFF	MB	1,92/6'4"	78/172	302	285	8 FEB 1997
5	HALTER Martina	HALTER	MB	1,92/6'4"	78/172	300	278	9 MAY 1994
8	STORCK Maja Alexandra	STORCK	OP	1,80/5'11"	72/159	310	298	8 OCT 1998
9	DALLIARD Tabea	DALLIARD	L	1,69/5'7"	63/139	274	265	18 JUL 1994
11	TROESCH Sarah	TROESCH	S	1,75/5'9"	70/154	280	270	28 SEP 1994
12	LENGWEILER Julie	LENGWEILER	OH	1,86/6'1"	69/152	305	298	6 NOV 1998
14	KUENZLER Laura (C)	KUENZLER	OH	1,86/6'1"	69/152	305	297	25 DEC 1996
17	PIERRET Meline	PIERRET	S	1,75/5'9"	61/134	287	275	18 JAN 1999
19	DEPRATI Thays Vanessa	DEPRATI	L	1,72/5'8"	65/143	266	256	14 APR 1992
22	SULSER Samira	SULSER	OP	1,87/6'2"	70/154	305	295	22 DEC 1995
Team Minimum		1,69/5'7"	60/132	266	256	18		
Team Average		1,79/5'10"	68/151	291	280	21		
Team Maximum		1,92/6'4"	78/172	310	298	26		

Uniform colours	Shirt	Shorts
Main	Red	Black
2nd	White	Black
3rd	Black	Black

Technical Staff:
Team Manager
Head Coach LIPPUNER Timothy

Assistant Coach SCHREIER Juergen, LATELLA Antonio

Doctor
Therapist/Trainer
Legend:

C	Team Captain	Int	Other International Competitions	L	Libero
MB	Middle Blocker Player	OG	Olympic Games	OH	Outside Hitter
OP	Opposite Player	S	Setter Player	Tot	Total
WCH	World Championships				


TEAM ROSTER As of 20 AUG 2017

隊伍名冊

THA - THAILAND

No.	Name	Shirt Name	Pos.	Height m / ft in	Weight kg / lbs	Highest Reach		Date of Birth
						Spike cm	Block cm	
2	SANITKLANG Yupa	S.YUPA	L	1,63/5'4"	62/137	270	260	14 AUG 1991
3	SRITHONG Wipawee	S.WIPAWEE	OH	1,74/5'9"	65/143	283	273	28 JAN 1999
6	KAEPIN Kuttika	K.KUTTIKA	OH	1,68/5'6"	60/132	280	270	16 AUG 1994
7	SITTISAD Patcharaporn	S.PATCHARAPORN	OH	1,66/5'5"	54/119	278	268	20 FEB 1996
8	JARAT Hathairat	J.HATHAIRAT	MB	1,80/5'11"	65/143	295	285	9 FEB 1996
11	KRAUSE Karina	K.KARINA	MB	1,78/5'10"	64/141	294	284	11 FEB 1989
12	PHOMLA Soraya	P.SORAYA	S	1,68/5'6"	59/130	279	269	6 AUG 1992
13	SUPAMOL Rasamee	S.RASAMEE	OP	1,79/5'10"	60/132	290	280	10 JAN 1992
14	CHUEWULIM Sutadta (C)	C.SUTADTA	OH	1,73/5'8"	64/141	289	279	19 DEC 1992
15	PRABNARONG Maliwan	P.MALIWAN	OP	1,73/5'8"	58/128	284	274	27 AUG 1990
16	PANKAEW Parinya	P.PARINYA	S	1,72/5'8"	63/139	282	271	27 DEC 1995
17	NUANJAM Watchareeya	N.WATCHAREEYA	MB	1,78/5'10"	76/168	293	283	22 JUL 1996
Team Minimum		1,63/5'4"	54/119	270	260	18		
Team Average		1,72/5'8"	62/138	284	274	23		
Team Maximum		1,80/5'11"	76/168	295	285	28		

Uniform colours	Shirt	Shorts
Main	Blue	Black
2nd	White	Black

Technical Staff:

Team Manager	KURACHAAM Phongtheb
Head Coach	DOKMAI Chamnan
Assistant Coach	OUNHAKA Monchai, TANEI Tossapon
Doctor	
Therapist/Trainer	

Legend:

C	Team Captain	Int	Other International Competitions	L	Libero
MB	Middle Blocker Player	OG	Olympic Games	OH	Outside Hitter
OP	Opposite Player	S	Setter Player	Tot	Total
WCH	World Championships				


TEAM ROSTER As of 18 AUG 2017

隊伍名冊

TPE - CHINESE TAIPEI

No.	Name	Shirt Name	Pos.	Height m / ft in	Weight kg / lbs	Highest Reach		Date of Birth
						Spike cm	Block cm	
2	LIN Shu-Ho	LIN	S	1,67/5'6"	59/130	290	285	6 FEB 1999
3	HSIAO Hsiang-Ling	HSIAO	OH	1,72/5'8"	64/141	296	292	2 JAN 1993
5	CHEN Yi-Ju	CHEN	MB	1,74/5'9"	64/141	297	294	21 DEC 1989
6	YANG Yi-Chen	YANG	S	1,68/5'6"	60/132	285	279	4 APR 1992
7	TSENG Wan-Ling	TSENG	MB	1,76/5'9"	65/143	305	300	13 MAY 1996
9	CHANG Li-Yun	CHANG	OH	1,80/5'11"	68/150	300	294	28 MAR 1991
11	CHEN Wan-Ting (C)	CHEN	OP	1,80/5'11"	68/150	302	298	25 NOV 1990
12	YANG Meng-Hua	YANG	L	1,74/5'9"	64/141	280	275	15 AUG 1991
13	WEN I-Tzu	WEN	MB	1,76/5'9"	65/143	291	287	31 OCT 1991
15	LEE Tzu-Ying	LEE	OH	1,73/5'8"	67/148	298	293	4 JUL 1994
16	CHEN Tzu-Ya	CHEN	OH	1,77/5'10"	64/141	297	291	26 AUG 1997
19	WU Wei-Hua	WU	OP	1,73/5'8"	72/159	288	284	5 FEB 1994
Team Minimum		1,67/5'6"	59/130	280	275	18		
Team Average		1,74/5'9"	65/143	294	289	23		
Team Maximum		1,80/5'11"	72/159	305	300	27		

Uniform colours	Shirt	Shorts
Main	White	Blue
2nd	Red	Red
3rd	Blue	Blue

Technical Staff:
Team Manager
Head Coach LIN Ming-Hui

Assistant Coach FAN Hsin-Wen, HUANG Wei-Hsiang

Doctor
Therapist/Trainer LO Tzu-Lun

Legend:

C	Team Captain	Int	Other International Competitions	L	Libero
MB	Middle Blocker Player	OG	Olympic Games	OH	Outside Hitter
OP	Opposite Player	S	Setter Player	Tot	Total
WCH	World Championships				


TEAM ROSTER As of 26 AUG 2017

隊伍名冊

UKR - UKRAINE

No.	Name	Shirt Name	Pos.	Height m / ft in	Weight kg / lbs	Highest Reach		Date of Birth
						Spike cm	Block cm	
1	DUDNYK Kateryna	DUDNYK	OH	1,89/6'2"	80/176	310	295	30 DEC 1995
2	DEHTIAROVA Maryna (C)	DEHTIAROVA	S	1,85/6'1"	65/143	295	280	22 NOV 1993
3	DROZD Daria	DROZD	MB	1,86/6'1"	72/159	310	290	11 APR 1990
4	KARPETS Diana	KARPETS	MB	1,89/6'2"	72/159	310	290	6 AUG 1996
5	SILCHENKOVA Kateryna	SILCHENKOVA	OH	1,85/6'1"	68/150	305	285	1 JAN 1991
6	NIEMTSEVA Krystyna	NIEMTSEVA	L	1,65/5'5"	67/148	245	235	15 JUN 1998
7	YATSKIV Tetiana	YATSKIV	MB	1,85/6'1"	72/159	305	290	23 APR 1998
8	CHERNUKHA Anastasiia	CHERNUKHA	OH	1,94/6'4"	77/170	315	300	15 APR 1995
9	BOYKO Yuliya	BOYKO	OH	1,76/5'9"	68/150	290	270	2 APR 1998
10	KYRYCHENKO Hanna	KYRYCHENKO	OH	1,88/6'2"	83/183	305	285	26 FEB 1991
12	YEFREMENKO Anna	YEFREMENKO	OP	1,90/6'3"	77/170	305	290	16 OCT 1996
18	NAPALKOVA Olena	NAPALKOVA	S	1,84/6'0"	72/159	290	270	17 AUG 1997
Team Minimum		1,65/5'5"	65/143	245	235	19		
Team Average		1,84/6'0"	72/160	298	281	21		
Team Maximum		1,94/6'4"	83/183	315	300	27		

Uniform colours	Shirt	Shorts
Main	Yellow	Blue
2nd	Blue	Blue

Technical Staff:
Team Manager
Head Coach ROMANOVYCH Andriy

Assistant Coach MARIUKHNICH Dmitrii

Doctor
Therapist/Trainer SHPADII Kostiantyn

Legend:

C	Team Captain	Int	Other International Competitions	L	Libero
MB	Middle Blocker Player	OG	Olympic Games	OH	Outside Hitter
OP	Opposite Player	S	Setter Player	Tot	Total
WCH	World Championships				


TEAM ROSTER As of 23 AUG 2017

隊伍名冊

USA - UNITED STATES of AMERICA

No.	Name	Shirt Name	Pos.	Height m / ft in	Weight kg / lbs	Highest Reach		Date of Birth
						Spike cm	Block cm	
1	GARDA Madeline Marie	GARDA	L	1,60/5'3"	52/115	259	274	27 FEB 1995
2	HARBIN Danielle Lexes	HARBIN	OP	1,83/6'0"	73/161	259	274	2 SEP 1995
3	SPEAKS Margaret Virgin	SPEAKS	S	1,80/5'11"	72/159	259	274	11 OCT 1994
4	JEFFERY Valerie Nicole	JEFFERY	S	1,83/6'0"	68/150	259	274	21 JAN 1995
5	MC DONALD Jazzmine Marie	MC DONALD	MB	1,85/6'1"	77/170	259	274	2 AUG 1995
6	MARIANI Ashley Nichole	MARIANI	OH	1,85/6'1"	71/157	259	274	7 SEP 1994
7	WIMBUSH Imani Nailah	WIMBUSH	OP	1,85/6'1"	77/170	259	274	25 SEP 1994
8	HORTON Katie Ann	HORTON	OP	1,85/6'1"	73/161	259	274	8 MAR 1995
9	VAN GUNST Teegan Morton	VAN GUNST	OH	1,83/6'0"	79/174	259	274	17 FEB 1995
10	RIVERS Krystal Denise	RIVERS	MB	1,80/5'11"	82/181	259	274	23 MAY 1994
11	JORDAN Jenelle Andrea	JORDAN	MB	1,93/6'4"	88/194	259	274	15 APR 1995
12	TUCKER Jordan Michelle (C)	TUCKER	MB	1,82/6'0"	90/198	259	274	20 JUN 1995
Team Minimum		1,60/5'3"	52/115	259	274	21		
Team Average		1,82/6'0"	75/166	259	274	22		
Team Maximum		1,93/6'4"	90/198	259	274	23		

Uniform colours	Shirt	Shorts
Main	White	Blue
2nd	Blue	Blue

Technical Staff:

Team Manager	LEASER Erin
Head Coach	TRINSEY Joseph
Assistant Coach	COHEN Sander, STEMKE Elizabeth
Doctor	
Therapist/Trainer	MURPHY Shannon

Legend:

C	Team Captain	Int	Other International Competitions	L	Libero
MB	Middle Blocker Player	OG	Olympic Games	OH	Outside Hitter
OP	Opposite Player	S	Setter Player	Tot	Total
WCH	World Championships				