





TEAM RANKING BY SKILL [P6] As of 12 JUL 2015

스킬별 팀 순위

P6

Scoring Spike	Rk	Team	Spikes	Faults	Shots	Total Attempts	Eff %
	1	RUS - RUSSIAN FEDERATION	255	65	187	507	37.48
	2	UKR - UKRAINE	380	119	207	706	36.97
	3	IRI - ISLAMIC REPUBLIC of IRAN	355	103	229	687	36.68
	4	TPE - CHINESE TAIPEI	384	118	233	735	36.19
	5	JPN - JAPAN	360	107	250	717	35.29
	6	ARG - ARGENTINA	382	130	287	799	31.54
	7	THA - THAILAND	342	135	192	669	30.94
	8	KOR - KOREA	447	177	250	874	30.89
	9	SUI - SWITZERLAND	272	98	201	571	30.47
	10	BRA - BRAZIL	425	150	361	936	29.38
	11	CZE - CZECH REPUBLIC	339	131	309	779	26.70
	12	AUS - AUSTRALIA	368	146	330	844	26.30
	13	USA - UNITED STATES	326	140	252	718	25.91
	14	CHI - CHILE	314	122	314	750	25.60
	15	LAT - LATVIA	270	117	266	653	23.43
	16	MEX - MEXICO	289	129	270	688	23.26
	17	VEN - VENEZUELA	331	158	310	799	21.65
	18	CHN - PEOPLE'S REPUBLIC of CHINA	198	102	192	492	19.51
	19	COL - COLOMBIA	270	149	310	729	16.60
	20	HKG - HONG KONG of CHINA	217	117	272	606	16.50
	21	CAN - CANADA	189	122	166	477	14.05
Tournament Totals			6713	2635	5388	14736	27.67


Scoring Block	Rk	Team	Kill Blocks	Faults	Rebounds	Total Attempts	Avg By Set
	1	RUS - RUSSIAN FEDERATION	81	139	86	306	3.68
	2	LAT - LATVIA	79	113	114	306	3.29
	3	BRA - BRAZIL	95	183	165	443	2.88
	4	CZE - CZECH REPUBLIC	83	165	143	391	2.86
	5	IRI - ISLAMIC REPUBLIC of IRAN	74	177	124	375	2.64
	6	UKR - UKRAINE	71	175	105	351	2.54
	7	AUS - AUSTRALIA	85	175	136	396	2.50
	8	SUI - SWITZERLAND	58	135	80	273	2.42
	9	TPE - CHINESE TAIPEI	70	177	152	399	2.41
	10	ARG - ARGENTINA	64	163	154	381	2.29
	11	CAN - CANADA	43	85	75	203	2.26
	11	THA - THAILAND	61	114	96	271	2.26
	13	CHN - PEOPLE'S REPUBLIC of CHINA	47	126	61	234	2.24
	14	COL - COLOMBIA	57	144	95	296	2.19
	15	MEX - MEXICO	53	116	95	264	2.12
	16	CHI - CHILE	57	130	118	305	2.11
	17	USA - UNITED STATES	56	155	104	315	2.00
	18	KOR - KOREA	64	179	116	359	1.88
	19	VEN - VENEZUELA	56	166	112	334	1.87
	20	JPN - JAPAN	42	128	123	293	1.62
	21	HKG - HONG KONG of CHINA	32	93	95	220	1.60
Tournament Totals			1328	3038	2349	6715	4.73




TEAM RANKING BY SKILL [P6] As of 12 JUL 2015

스킬별 팀 순위

P6

Scoring Service	Rk	Team	Aces	Faults	Serve Hits	Total Attempts	Avg By Set
	1	RUS - RUSSIAN FEDERATION	38	81	420	539	1.73
	2	CHI - CHILE	38	95	455	588	1.41
	3	LAT - LATVIA	33	94	418	545	1.38
	4	SUI - SWITZERLAND	32	80	413	525	1.33
	5	JPN - JAPAN	34	63	500	597	1.31
	6	KOR - KOREA	44	134	572	750	1.29
	6	IRI - ISLAMIC REPUBLIC of IRAN	36	71	533	640	1.29
	6	UKR - UKRAINE	36	99	493	628	1.29
	9	TPE - CHINESE TAIPEI	34	68	593	695	1.17
	10	AUS - AUSTRALIA	39	142	555	736	1.15
	11	CZE - CZECH REPUBLIC	32	85	522	639	1.10
	12	USA - UNITED STATES	30	104	465	599	1.07
	12	VEN - VENEZUELA	32	63	527	622	1.07
	14	COL - COLOMBIA	26	47	449	522	1.00
	14	CAN - CANADA	19	79	286	384	1.00
	16	BRA - BRAZIL	26	86	604	716	0.79
	16	ARG - ARGENTINA	22	83	543	648	0.79
	18	HKG - HONG KONG of CHINA	15	38	364	417	0.75
	19	MEX - MEXICO	18	85	441	544	0.72
	20	THA - THAILAND	19	69	505	593	0.70
	21	CHN - PEOPLE'S REPUBLIC of CHINA	13	55	353	421	0.62
Tournament Totals			616	1721	10011	12348	2.19


Non-Scoring Dig	Rk	Team	Digs	Faults	Receptions	Total Attempts	Avg By Set
	1	JPN - JAPAN	61	96	290	447	2.35
	2	KOR - KOREA	76	75	252	403	2.24
	3	ARG - ARGENTINA	58	87	328	473	2.07
	3	TPE - CHINESE TAIPEI	60	89	267	416	2.07
	5	HKG - HONG KONG of CHINA	38	98	245	381	1.90
	6	VEN - VENEZUELA	54	96	302	452	1.80
	7	THA - THAILAND	43	87	215	345	1.59
	8	MEX - MEXICO	39	88	273	400	1.56
	8	AUS - AUSTRALIA	53	108	285	446	1.56
	10	BRA - BRAZIL	51	113	393	557	1.55
	11	CZE - CZECH REPUBLIC	44	107	282	433	1.52
	12	USA - UNITED STATES	41	93	220	354	1.46
	13	LAT - LATVIA	31	88	251	370	1.29
	14	COL - COLOMBIA	33	85	266	384	1.27
	15	IRI - ISLAMIC REPUBLIC of IRAN	33	76	268	377	1.18
	16	CHI - CHILE	26	92	308	426	0.96
	17	RUS - RUSSIAN FEDERATION	21	47	168	236	0.95
	18	CHN - PEOPLE'S REPUBLIC of CHINA	18	50	168	236	0.86
	19	UKR - UKRAINE	23	52	214	289	0.82
	20	SUI - SWITZERLAND	19	78	189	286	0.79
	20	CAN - CANADA	15	63	176	254	0.79
Tournament Totals			837	1768	5360	7965	2.98




TEAM RANKING BY SKILL [P6] As of 12 JUL 2015

스킬별 팀 순위

P6

Non-Scoring Set	Rk	Team	Running Sets	Faults	Still Sets	Total Attempts	Avg By Set
	1	KOR - KOREA	198	15	686	899	5.82
	2	TPE - CHINESE TAIPEI	142	18	597	757	4.90
	3	ARG - ARGENTINA	127	12	674	813	4.54
	4	THA - THAILAND	121	29	545	695	4.48
	5	JPN - JAPAN	111	9	602	722	4.27
	6	CZE - CZECH REPUBLIC	107	15	651	773	3.69
	7	AUS - AUSTRALIA	124	15	694	833	3.65
	8	RUS - RUSSIAN FEDERATION	80	8	409	497	3.64
	9	UKR - UKRAINE	92	11	580	683	3.29
	10	CAN - CANADA	55	19	442	516	2.89
	10	USA - UNITED STATES	81	13	612	706	2.89
	12	BRA - BRAZIL	94	27	865	986	2.85
	13	IRI - ISLAMIC REPUBLIC of IRAN	74	8	601	683	2.64
	14	COL - COLOMBIA	66	20	664	750	2.54
	15	SUI - SWITZERLAND	60	12	511	583	2.50
	16	LAT - LATVIA	58	13	589	660	2.42
	17	CHN - PEOPLE'S REPUBLIC of CHINA	46	19	458	523	2.19
	18	VEN - VENEZUELA	64	16	756	836	2.13
	19	MEX - MEXICO	40	9	634	683	1.60
	19	HKG - HONG KONG of CHINA	32	19	549	600	1.60
	21	CHI - CHILE	43	13	712	768	1.59
Tournament Totals			1815	320	12831	14966	6.46

Non-Scoring Reception	Rk	Team	Excellents	Faults	Serve Receptions	Total Attempts	Succ %
	1	CHI - CHILE	193	28	289	510	37.84
	2	BRA - BRAZIL	231	30	381	642	35.98
	3	JPN - JAPAN	162	25	267	454	35.68
	3	KOR - KOREA	228	34	377	639	35.68
	5	CZE - CZECH REPUBLIC	186	24	333	543	34.25
	6	VEN - VENEZUELA	187	21	347	555	33.69
	7	HKG - HONG KONG of CHINA	126	22	262	410	30.73
	8	COL - COLOMBIA	164	35	340	539	30.43
	9	TPE - CHINESE TAIPEI	144	30	333	507	28.40
	10	IRI - ISLAMIC REPUBLIC of IRAN	129	24	303	456	28.29
	11	MEX - MEXICO	135	32	311	478	28.24
	12	AUS - AUSTRALIA	180	54	413	647	27.82
	13	THA - THAILAND	140	33	341	514	27.24
	14	ARG - ARGENTINA	132	34	353	519	25.43
	15	RUS - RUSSIAN FEDERATION	88	21	247	356	24.72
	16	USA - UNITED STATES	133	50	371	554	24.01
	17	LAT - LATVIA	108	24	332	464	23.28
	18	CHN - PEOPLE'S REPUBLIC of CHINA	96	41	283	420	22.86
	19	UKR - UKRAINE	117	15	380	512	22.85
	20	SUI - SWITZERLAND	99	33	316	448	22.10
	21	CAN - CANADA	78	32	276	386	20.21
Tournament Totals			3056	642	6855	10553	28.96

Legend:	Avg	Average	Eff %	Efficiency	Rk	Rank	Succ %	Success %
---------	-----	---------	-------	------------	----	------	--------	-----------